The engineer expressly reserves the exclusive common law copyright and property rights to these drawings which may not be reproduced, changed or copied in any form or manner, nor are they to be assigned to any party without the engineers written consent.

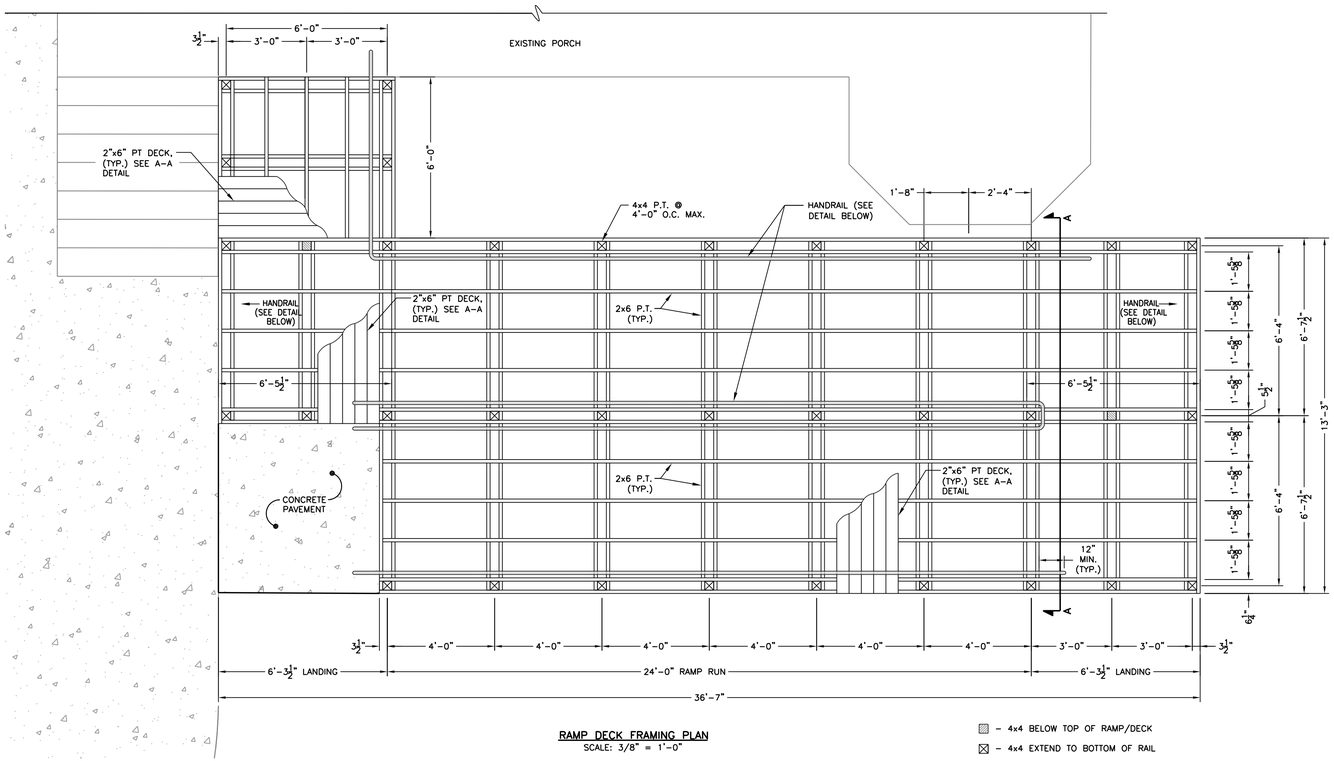

RAMP DECK FRAMING PLAN
SCALE: 3/8" = 1'-0"

▨ – 4x4 BELOW TOP OF RAMP/DECK
☒ – 4x4 EXTEND TO BOTTOM OF RAIL

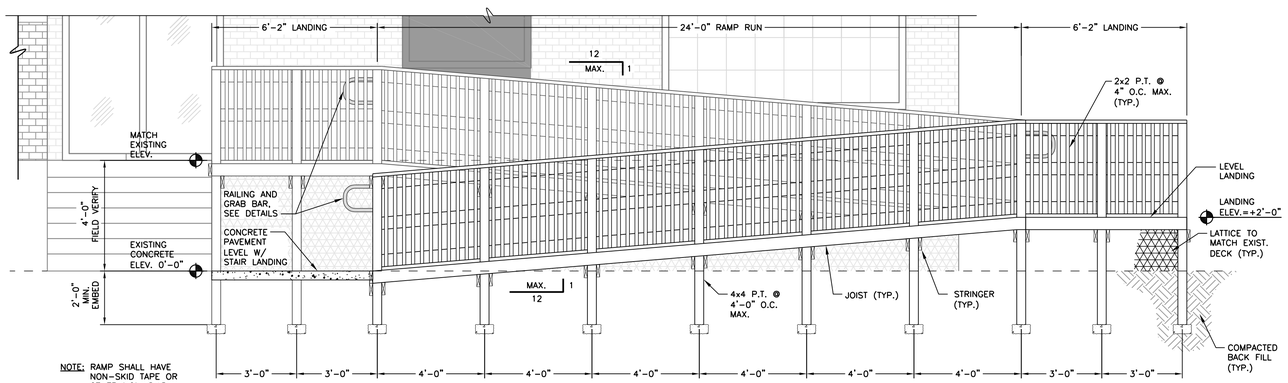

NOTE: RAMP SHALL HAVE NON-SKID TAPE OR OTHER NON-SKID SURFACE APPLIED

RAMP ELEVATION
SCALE: 3/8" = 1'-0"

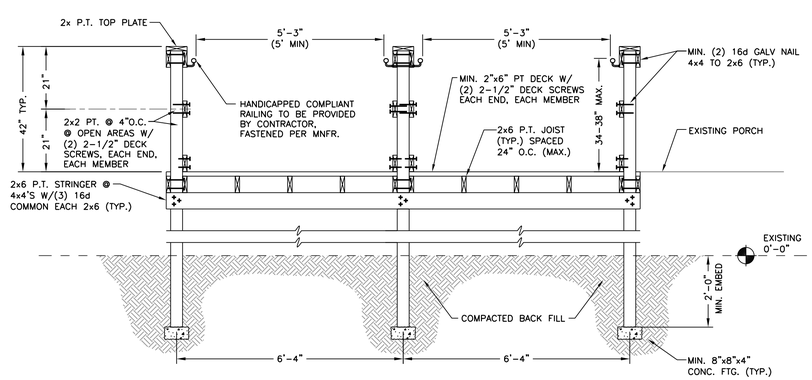

SECTION A-A
SCALE: 1/2" = 1'-0"

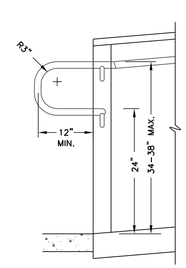

TYPICAL GRAB BAR DETAIL
N.T.S.

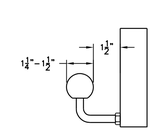

TYPICAL HANDRAIL DETAIL
N.T.S.

DECK/RAMP DESIGN LOADS:

WIND	140 MPH
EXPOSURE CATEGORY	C
RISK CATEGORY	II
RAMP LIVE LOAD	60 PSF

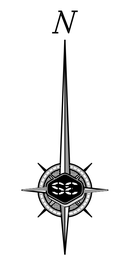

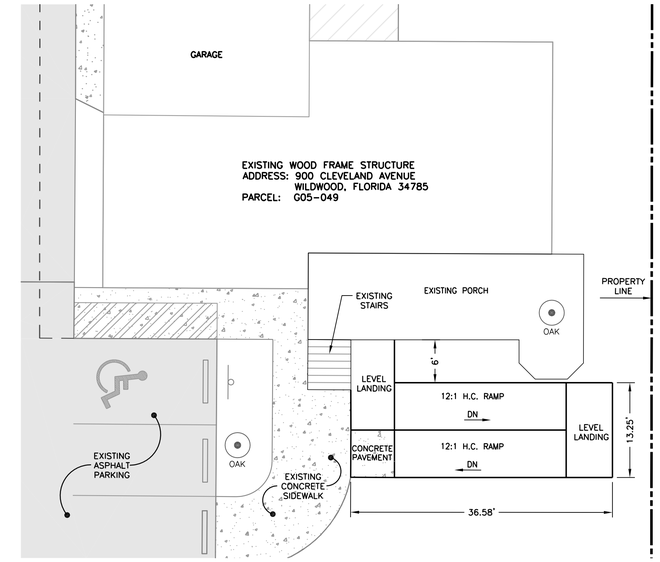

PORCH SITE PLAN
SCALE: NTS

GENERAL NOTES:

1. ALL DETAILS, SECTIONS, AND NOTES SHOWN ON DRAWINGS ARE INTENDED TO BE TYPICAL AND SHALL APPLY TO SIMILAR SITUATIONS ELSEWHERE UNLESS NOTED OR SHOWN OTHERWISE.
2. THE CONTRACTOR SHALL VERIFY ALL DIMENSIONS AND CONDITIONS AT SITE BEFORE START OF WORK.
3. THE DETAILS ON THESE DRAWINGS SHALL BE USED WHEREVER APPLICABLE UNLESS NOTED OR SHOWN OTHERWISE ON THE DRAWINGS. NOTES AND DETAILS ON DRAWINGS SHALL TAKE PRECEDENCE OVER GENERAL NOTES AND TYPICAL DETAILS.
4. ALL WORKMANSHIP AND MATERIALS SHALL CONFORM TO THE REQUIREMENTS OF THE FLORIDA BUILDING CODE 2014 (5th EDITION).
5. ALL OMISSIONS OR CONFLICTS BETWEEN THE VARIOUS ELEMENTS OF THE WORKING DRAWINGS AND/OR SPECIFICATIONS SHALL BE BROUGHT TO THE ATTENTION OF THE ENGINEER BEFORE PROCEEDING WITH ANY WORK INVOLVED.
6. ALL DESIGN AND CONSTRUCTION SHALL BE IN ACCORDANCE WITH THE FLORIDA BUILDING CODE 2014 (5th EDITION).
7. CONTRACTOR SHALL BE RESPONSIBLE FOR SAFETY AND PROTECTION IN AND AROUND JOB SITE AND/OR ADJACENT PROPERTIES.
8. OBSERVATION VISITS TO THE SITE BY A SPRINGSTEAD ENGINEERING FIELD REPRESENTATIVE SHALL NEITHER BE CONSTRUED AS INSPECTION NOR APPPROVAL OF CONSTRUCTION UNLESS STATED OTHERWISE.
9. DURING AND AFTER CONSTRUCTION, BUILDER AND/OR OWNER SHALL KEEP LOADS ON STRUCTURE WITHIN THE LIMITS OF DESIGN LOADS.
10. U.N.O.S. MEANS UNLESS NOTED OR SHOWN OTHERWISE.
11. DURING THE CONSTRUCTION PERIOD THE CONTRACTOR SHALL BE RESPONSIBLE FOR THE SAFETY OF THE BUILDING. THE CONTRACTOR SHALL PROVIDE ADEQUATE SHORING, BRACING AND GUYS IN ACCORDANCE WITH ALL NATIONAL, STATE, AND LOCAL SAFETY ORDINANCES. ANY DEVIATION MUST BE APPROVED PRIOR TO ERECTION.
12. ALL ERECTION PROCEDURES SHALL CONFORM TO OSHA STANDARDS. ANY DEVIATION MUST BE APPROVED BY OSHA PRIOR TO ERECTION.
13. THE CONTRACTOR SHALL BE SOLELY RESPONSIBLE FOR ALL EXCAVATION PROCEDURES INCLUDING LAGGING, SHORING AND PROTECTION OF ADJACENT PROPERTY, STRUCTURES, STREETS AND UTILITIES IN ACCORDANCE WITH ALL NATIONAL, STATE AND LOCAL SAFETY ORDINANCES.
14. ALL INFORMATION SHOWN ON THE DRAWINGS RELATIVE TO EXISTING CONDITIONS IS GIVEN AS THE BEST PRESENT KNOWLEDGE, BUT WITHOUT GUARANTEE OF ACCURACY. WHERE ACTUAL CONDITIONS CONFLICT WITH THE DRAWINGS, THEY SHALL BE REPORTED TO THE ENGINEER SO THAT THE PROPER REVISIONS MAY BE MADE. MODIFICATION OF DETAILS OF CONSTRUCTION SHALL NOT BE MADE WITHOUT WRITTEN APPROVAL OF THE ENGINEER.
15. CONTRACTOR TO BE SOLEY RESPONSIBLE FOR SHORING DURING CONSTRUCTION. ALL SHORING DESIGN'S SHALL BE APPROVED BY THE STRUCTURAL ENGINEER PRIOR TO PLACEMENT.

WOOD CONSTRUCTION NOTES:

1. METAL PLATES, CONNECTORS, SCREWS, BOLTS AND NAILS EXPOSED DIRECTLY TO THE WEATHER SHALL BE STAINLESS STEEL OR HOT DIPPED GALVANIZED, AFTER THE FASTENER OR CONNECTOR IS FABRICATED, TO FORM A ZINC COATING NOT LESS THAN 1 OZ. PER SQ.FT.
2. FRAMING LUMBER SHALL BE GRADE-MARKED PRESSURE TREATED SOUTHERN PINE PER AITC SPECIFICATIONS AS GRADE NO. 2 P.T.
3. NAILING SHALL CONFORM TO THE LATEST EDITION FLORIDA BUILDING CODE UNLESS NOTED OTHERWISE. COMMON NAILS SHALL BE USED.
4. NO STRUCTURAL MEMBER SHALL BE CUT OR NOTCHED UNLESS SPECIFICALLY SHOWN, NOTED OR APPROVED BY THE STRUCTURAL ENGINEER.
5. MAXIMUM MOISTURE CONTENT SHALL NOT EXCEED 19% FOR ALL STRUCTURAL MEMBERS.
6. ALL BOLT HEADS AND NUTS BEARING ON WOOD SHALL HAVE STANDARD CUT WASHERS. ALL BOLT HOLES IN WOOD SHALL BE DRILLED 1/32" TO 1/16" DIAMETER LARGER THAN THE NOMINAL BOLT DIAMETER.
7. LAG BOLTS AND SCREWS SHALL BE PREDRILLED TO SHANK DIAMETER AND FULL DEPTH AND SCREWED INTO PLACE.
8. PROVIDE BLOCKING AND BRIDGING PER THE LATEST EDITION OF THE FLORIDA BUILDING CODE.
9. ALL DECK WOOD TO BE PRESSURE TREATED.
10. ALL DECK FASTENERS TO BE STANDARD GALVANIZED, MIN.

FOUNDATION NOTES:

1. ALL CONCRETE TO BE 3000 P.S.I. AT 28 DAY STRENGTH.
2. COMPACT BACKFILL TO 95% OF THE MODIFIED PROCTOR.
3. MIN. SOIL BEARING CAPACITY 2,000 PSF.

OWNER:
ROBBIE SHOEMAKER
FLAMINGO REAL ESTATE & MANAGEMENT
3629 E. CR-466
OXFORD, FLORIDA 34484
PHONE: 352-303-6798

ENGINEER:
DAVID W. SPRINGSTEAD, P.E.
SPRINGSTEAD ENGINEERING, INC.
727 S. 14th STREET
LEESBURG, FLORIDA 34748
PH: (352) 787-1414
FAX: (352) 787-7221

REV. BY:	DESCRIPTION	DATE:	DRAWN

CLIENT: ROBBIE SHOEMAKER
PROJECT: FLAMINGO REALTY OFFICE HANDICAPPED RAMP
DRAWING: PLAN & DETAILS
1 of 1

DAVID W. SPRINGSTEAD, P.E.
FLORIDA REGISTRATION No. 48229

Springstead Engineering, inc.
Consulting Engineers
Planners
CA-0001723
LB-0001723
727 South 14th Street
Leesburg, Fl. 34748
(352) 787-1414

SCALE:	FILE:	DATE:
AS SHOWN	1210011.210 BASE-2017	08/17
DESIGN: JRH	DRAWN: SKK	CHECKED: DWS

DRAWING: PLAN & DETAILS
CLIENT: ROBBIE SHOEMAKER FLAMINGO REALTY OFFICE HANDICAPPED RAMP
JOB NO.: 1210011.210 | SHEET: 1 | OF: 1

J:\Land Projects 2005\1210011.210\dwg\1210011.210 BASE 2017.dwg, SITEPLAN, 8/4/2017 10:47:14 AM, ****sk****, ****sk****