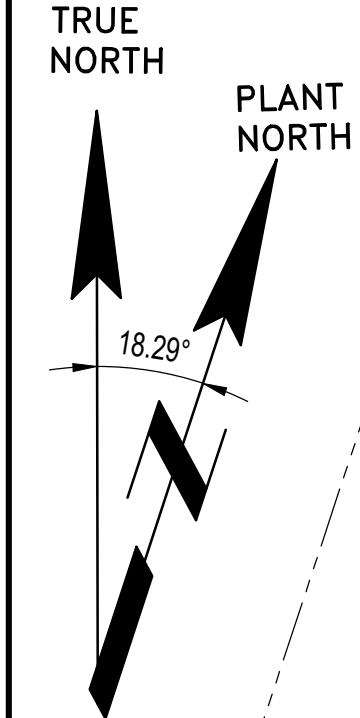
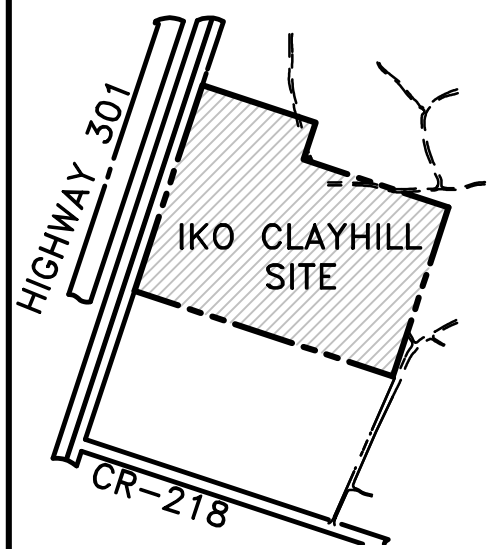


IKO CLAY HILL

6598 COUNTY ROAD 218
MAXVILLE, FLORIDA 32234



ZONING:
CITY OF CLAY COUNTY: ZONED 'IB' HEAVY INDUSTRIAL

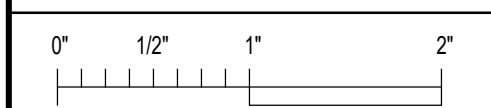
SURVEY NOTES:
1. BOUNDARY SURVEY BY:
MARK E. HARDENBROOK
PROFESSIONAL SURVEYOR AND MAPPER
Florida Certificate: L.S. 5500
1656 NE 161st Street
Starke, Florida 32091
Keystone Heights, Florida 32656
PHONE: (352)-473-8523 & (904)-964-5777

GEOTECHNICAL NOTES:
1. GEOTECHNICAL STUDY BY:
Kirk A. Mointosh, P.E., D.GE
Geotechnical Consultant
FL Registration No. 33703
Terracon Consultants,
Inc.8001 Baymeadows Way - Suite 5
Jacksonville, Florida 32256
Phone: (904)-900-6494

DRAWING LIST

IKO DWG NUMBER	C&A DWG NO.	ISSUE	REV	DESCRIPTION	REV DATE
22027-CH01-S-DWG-1000-1	1000-1	ASI 08	2	COVER SHEET & DRAWING LIST	07/25/2024
22027-CH01-S-DWG-1000-2	1000-2	ASI 08	1	COVER SHEET & DRAWING LIST	07/25/2024
22027-CH01-S-DWG-1001	1001	ASI 08	3	SITE BUILDING PLAN	07/25/2024
22027-CH01-S-DWG-1002	1002	ASI 08	4	MANUFACTURING BUILDING FLOOR PLAN	07/25/2024
22027-CH01-S-DWG-1003	1003	IFC	2	MANUFACTURING BUILDING MEZZANINE PLAN	03/13/2024
22027-CH01-S-DWG-1004	1004	ASI 08	3	MANUFACTURE BUILDING ROOF PLAN - KEY PLAN	07/25/2024
22027-CH01-S-DWG-1005	1005	ASI 08	4	MANUFACTURING BUILDING LIFE SAFETY PLAN	07/25/2024
22027-CH01-S-DWG-1008	1008	IFC	2	MANUFACTURING BUILDING DOOR SCHEDULE	03/13/2024
22027-CH01-S-DWG-1010	1010	ASI 08	3	MANUFACTURING BUILDING ELEVATION	07/25/2024
22027-CH01-S-DWG-1011	1011	ASI 08	3	MANUFACTURING BUILDING ELEVATION	07/25/2024
22027-CH01-S-DWG-1012	1012	ASI 08	4	MANUFACTURING BUILDING ELEVATION	07/25/2024
22027-CH01-S-DWG-1013	1013	ASI 08	3	MANUFACTURING BUILDING ELEVATION	07/25/2024
22027-CH01-S-DWG-1014	1014	ASI 08	2	MANUFACTURING BUILDING ELEVATIONS FRAMING DETAILS	07/25/2024
22027-CH01-S-DWG-1020	1020	ASI 08	2	MANUFACTURING BUILDING WALL LAYOUT	07/25/2024
22027-CH01-S-DWG-1021	1021	IFC	2	MANUFACTURING BUILDING WALL SECTIONS	03/13/2024
22027-CH01-S-DWG-1022	1022	IFC	1	MANUFACTURING BUILDING WALL SECTIONS	01/18/2024
22027-CH01-S-DWG-1025	1025	IFC	1	MANUFACTURING BUILDING WALL FRAMING AND ENCLOSURE DETAILS	03/13/2024
22027-CH01-S-DWG-1026	1026	IFC	1	MANUFACTURING BUILDING WALL FRAMING AND ENCLOSURE DETAILS	03/13/2024
22027-CH01-S-DWG-1027	1027	ASI 08	2	MANUFACTURING BUILDING WALL FRAMING AND ENCLOSURE DETAILS	07/25/2024
22027-CH01-S-DWG-1030	1030	ASI 08	4	PLANT OFFICE FLOOR PLAN	07/25/2024
22027-CH01-S-DWG-1031	1031	ASI 08	4	PLANT OFFICE SECOND FLOOR PLAN	07/25/2024
22027-CH01-S-DWG-1032	1032	ASI 08	3	PLANT OFFICE RESTROOM ENLARGED DETAILS	07/25/2024
22027-CH01-S-DWG-1033	1033	ASI 08	3	PLANT OFFICE DOOR SCHEDULE AND ROOM FINISHED SCHEDULE	07/25/2024
22027-CH01-S-DWG-1034-1	1034-1	ASI 08	3	PLANT OFFICE FIRST FLOOR LIFE SAFETY PLAN	07/25/2024
22027-CH01-S-DWG-1034-2	1034-2	ASI 08	0	PLANT OFFICE SECOND FLOOR LIFE SAFETY PLAN	07/25/2024
22027-CH01-S-DWG-1035	1035	ASI 08	1	PLANT OFFICE STAIRCASE DETAIL	07/25/2024
22027-CH01-S-DWG-1036	1036	IFC	0	PLANT OFFICE FIRST FLOOR REFLECTED CEILING PLAN	05/24/2024
22027-CH01-S-DWG-1037	1037	ASI 08	1	PLANT OFFICE SECOND FLOOR REFLECTED CEILING PLAN	07/25/2024
22027-CH01-S-DWG-1040	1040	ASI 08	3	ELECTRICAL ROOM #2 UPPER LAYOUT PLAN	07/25/2024
22027-CH01-S-DWG-1041	1041	ASI 08	2	ELECTRICAL ROOM #2 SECTIONS & ELEVATIONS	07/25/2024
22027-CH01-S-DWG-1042	1042	ASI 08	2	ELECTRICAL ROOM #2 STAIRCASE DETAILS	07/25/2024
22027-CH01-S-DWG-1043	1043	ASI 08	3	ELECTRICAL ROOM #3 UPPER LAYOUT PLAN	07/25/2024
22027-CH01-S-DWG-1044	1044	IFC	0	ELECTRICAL ROOM #3 SECTIONS & ELEVATION	01/18/2024
22027-CH01-S-DWG-1045	1045	ASI 08	2	ELECTRICAL ROOM #3	07/25/2024
22027-CH01-S-DWG-1046	1046	IFC	1	ELECTRICAL ROOM #4 LAYOUT PLAN	03/13/2024
22027-CH01-S-DWG-1047	1047	IFC	1	ELECTRICAL ROOM #4 SECTION & ELEVATIONS	03/13/2024
22027-CH01-S-DWG-1048	1048	ASI 08	2	ELECTRICAL ROOM #4 SECTION & ELEVATIONS	07/25/2024
22027-CH01-S-DWG-1049	1049	ASI 08	1	AIR KNIFE ROOM LAYOUT PLAN	07/25/2024
22027-CH01-S-DWG-1050	1050	IFC	0	AIR KNIFE ROOM SECTIONS AND ELEVATIONS	05/24/2024
22027-CH01-S-DWG-1052	1052	IFC	2	ELECTRICAL ROOM ROOM FINISH AND DOOR SCHEDULE	04/12/2024
22027-CH01-S-DWG-1053	1053	IFC	1	ELECTRICAL ROOM #4 STAIRCASE DETAILS	03/13/2024
22027-CH01-S-DWG-1055	1055	IFC	0	ADA GENERAL NOTES & DETAILS	01/18/2024
22027-CH01-S-DWG-1056	1056	IFC	0	ADA GENERAL NOTES & DETAILS	01/18/2024
22027-CH01-S-DWG-1165-1	1165-1	ASI 08	2	RACK WAREHOUSE FLOOR PLAN	07/25/2024
22027-CH01-S-DWG-1166-1	1166-1	ASI 08	1	RACK WAREHOUSE ROOF PLAN	07/25/2024
22027-CH01-S-DWG-1167-1	1167-1	ASI 08	2	RACK WAREHOUSE ELEVATIONS	07/25/2024
22027-CH01-S-DWG-1168-1	1168-1	ASI 08	2	RACK WAREHOUSE ELEVATIONS	07/25/2024
22027-CH01-S-DWG-1169-1	1169-1	ASI 08	3	RACK WAREHOUSE LIFE SAFETY PLAN	07/25/2024
22027-CH01-S-DWG-1179	1179	ASI #7	0	COVER SHEET & DRAWING LIST	07/16/2024
22027-CH01-S-DWG-1180	1180	ASI #7	5	FILLER HEATER TOWER MISCELLANEOUS DETAILS	07/16/2024
22027-CH01-S-DWG-1181	1181	ASI #7	4	FILLER HEATER TOWER T/FFL EL. 134'-0"	07/16/2024
22027-CH01-S-DWG-1182	1182	ASI #7	2	FILLER HEATER TOWER T/FFL EL. 148'-4"	07/16/2024
22027-CH01-S-DWG-1183	1183	ASI #7	2	FILLER HEATER TOWER T/FFL EL. 156'-3" & 160'-3"	07/16/2024
22027-CH01-S-DWG-1184	1184	ASI #7	2	FILLER HEATER TOWER T/STEEL - EL. 169'-6" & 175'-0"	07/16/2024
22027-CH01-S-DWG-1185	1185	ASI #7	2	FILLER HEATER TOWER T/STEEL - EL. 192'-6"	07/16/2024
22027-CH01-S-DWG-1186	1186	ASI #7	3	FILLER HEATER TOWER ROOF T/STEEL - 209'-9" & 209'-7 1/2"	07/16/2024
22027-CH01-S-DWG-1187	1187	ASI #7	3	FILLER HEATER TOWER MISCELLANEOUS DETAILS	07/16/2024
22027-CH01-S-DWG-1188	1188	ASI #7	3	FILLER HEATER TOWER STAIRS	07/16/2024
22027-CH01-S-DWG-1189	1189	ASI #7	2	FILLER HEATER TOWER BLEND ELEVATOR & STAIRCASE ROOF PLAN	07/16/2024
22027-CH01-S-DWG-1190	1190	ASI #7	2	FILLER HEATER TOWER FLOOR PLAN @ EL. 118'-0"	07/16/2024
22027-CH01-S-DWG-1191	1191	ASI #7	3	FILLER HEATER TOWER ELEVATION	07/16/2024
22027-CH01-S-DWG-1192	1192	ASI #7	3	FILLER HEATER TOWER ELEVATION	07/16/2024
22027-CH01-S-DWG-1193	1193	ASI #7	3	FILLER HEATER TOWER ELEVATION	07/16/2024
22027-CH01-S-DWG-1194	1194	ASI #7	1	FILLER HEATER TOWER DOOR SCHEDULE	07/16/2024
22027-CH01-S-DWG-1195	1195	ASI #7	3	FILLER HEATER TOWER PROCESS TOWER STAIRCASE PLAN	07/16/2024
22027-CH01-S-DWG-1196	1196	ASI #7	3	FILLER HEATER TOWER PROCESS TOWER STAIRCASE ELEVATION	07/16/2024
22027-CH01-S-DWG-1200	1200	ASI #2	2	SHIPPING OFFICE PLAN & EXTERIOR ELEVATIONS	05/24/2024
22027-CH01-S-DWG-1201	1201	ASI #2	1	SHIPPING OFFICE ROOF PLAN & WALL SECTION	05/24/2024
22027-CH01-S-DWG-1202	1202	ASI #2	2	SHIPPING OFFICE ENLARGED PLAN & SECTIONS, ROOM FINISH SCHEDULE AND DOOR SCHEDULE	05/24/2024
22027-CH01-S-DWG-1203	1203	ASI #2	2	SHIPPING OFFICE LIFE SAFETY PLAN	05/24/2024
22027-CH01-S-DWG-1204	1204	IFC	0	SHIPPING OFFICE REFLECTED CEILING PLAN	05/31/2024
22027-CH01-S-DWG-1210	1210	ASI #2	1	MAIN OFFICE GENERAL NOTES	05/24/2024
22027-CH01-S-DWG-1211-1	1211-1	ASI 08	3	MAIN OFFICE FIRST FLOOR PLAN	07/25/2024
22027-CH01-S-DWG-1211-2	1211-2	ASI 08	3	MAIN OFFICE SECOND FLOOR PLAN	07/25/2024
22027-CH01-S-DWG-1212	1212	ASI 08	2	MAIN OFFICE ROOF PLAN	07/25/2024
22027-CH01-S-DWG-1213	1213	ASI #2	1	MAIN OFFICE ELEVATIONS	05/24/2024
22027-CH01-S-DWG-1214	1214	ASI #2	1	MAIN OFFICE WALL SECTIONS	05/24/2024
22027-CH01-S-DWG-1215	1215	ASI #2	0	MAIN OFFICE MANSIONRY DETAILS	05/24/2024
22027-CH01-S-DWG-1216	1216	ASI #2	1	MAIN OFFICE MANSIONRY DETAILS	05/24/2024
22027-CH01-S-DWG-1217	1217	ASI 08	2	MAIN OFFICE STAIR DETAILS	07/25/2024
22027-CH01-S-DWG-1218	1218	ASI 08	3	MAIN OFFICE ENLARGED ROOM DETAILS	07/25/2024
22027-CH01-S-DWG-1219	1219	ASI #2	1	MAIN OFFICE ENLARGED ROOM DETAILS	05/24/2024
22027-CH01-S-DWG-1220	1220	ASI 08	2	MAIN OFFICE DOOR SCHEDULE	07/25/2024

NOTE:
COOPER & ASSOCIATES LLC AND THE UNDERSIGNED ENGINEER HAVE NO RESPONSIBILITY FOR SERVICES PROVIDED BY OTHERS TO IMPLEMENT THE IMPROVEMENTS SHOWN ON THIS PLAN AND ALL OTHER DRAWINGS WHERE THE UNDERSIGNED ENGINEER'S SEAL APPEARS. THE CONSTRUCTION MEANS, METHODS, AND MATERIALS ARE THE SOLE RESPONSIBILITY OF THE OWNER AND CONTRACTOR. COOPER & ASSOCIATES LLC HAS NO RESPONSIBILITY TO VERIFY FINAL IMPROVEMENTS AS SHOWN ON THIS PLAN UNLESS SPECIFICALLY ENGAGED AND AUTHORIZED TO DO SO BY THE OWNER OR CONTRACTOR.



ISSUED FOR CONSTRUCTION

GENERAL REVISION

PROFESSIONAL SEAL:

DISCLAIMER:
THIS DRAWING IS THE SOLE PROPERTY OF IKO INDUSTRIES LTD. (IKO) AND MAY NOT BE COPIED, PUBLISHED OR DISCLOSED BY ANY RECIPIENT THEREOF, OR USED FOR ANY PURPOSE OTHER THAN THE SPECIFIC PURPOSE FOR WHICH IT HAS BEEN PROVIDED TO THE RECIPIENT, WITHOUT THE PRIOR WRITTEN CONSENT OF IKO. USE OF THIS DRAWING MAY BE SUBJECT TO OTHER TERMS AND CONDITIONS AS SET OUT IN ANY CONTRACT BETWEEN IKO AND THE RECIPIENT

REV	DESCRIPTION	DATE	DRN.	CHK.	APPR.	REV	DESCRIPTION	DATE	DRN.	CHK.	APPR.
2	ASI-08 PERMIT REISSUE	07/25/2024	SCW	DV	SBG						
1	ISSUED FOR CONSTRUCTION	04/12/2024	SCW	JCV	SBG						
0	ISSUED FOR CONSTRUCTION	12/29/2023	NVS	JCV	SBG						
B	ISSUED FOR PERMIT	09/29/2023	SCW	JCV	SBG						
A	ISSUED FOR BID	06/16/2023	SCW	JCV	SBG						

IKO
CONSULTANT:
COOPER & ASSOCIATES LLC
Engineers - Project Managers
2200 Ellis Road, New Lenox, Illinois, 60451
Phone: 815-740-0860 www.cooper-engr.com

IKO INDUSTRIES LTD.
IKO CLAY HILL
PROJECT TITLE:
CLAY HILL SHINGLE PLANT
TITLE:
BUILDING: COVER SHEET & DRAWING LIST
CONSULTANT DRAWING#: 1285-1000-1
PROJECT#: 22027
OWNER DOCUMENT#: 22027-CH01-S-DWG-1000-1
DWG#: 1000-1
REV: 2

SHEET SIZE: ANSI D
DRAWN BY: NVS
CHECKED BY: DV
APPROVED BY: SBG
DATE: 06/07/23