

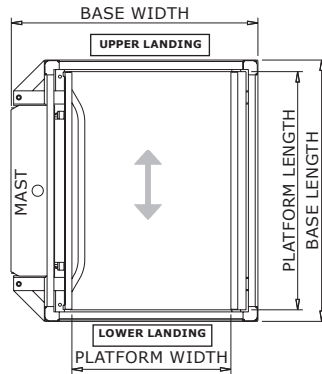
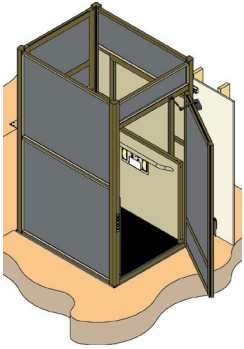


Genesis

Enclosure Model Vertical Platform Lift

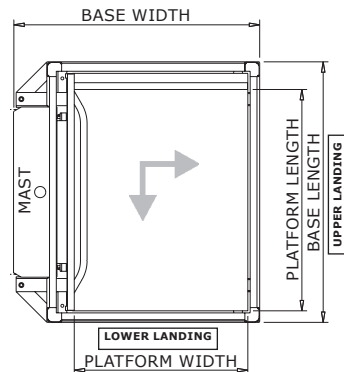
Dimensions

Genesis Enclosure Model - Includes a factory enclosure and integrated doors or gates.



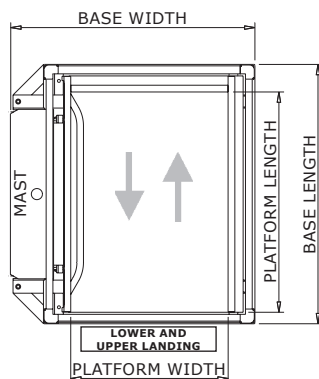
Enclosure Straight Through

Platform Size	Base Width	Base Length	Platform Width	Platform Length
Standard	1399mm [55 1/8"]	1505mm [59 1/4"]	947mm [37 1/4"]	1370mm [53 7/8"]
Mid-Size	1399mm [55 1/8"]	1656mm [65 1/8"]	947mm [37 1/4"]	1520mm [59 7/8"]
Large	1551mm [61 1/8"]	1656mm [65 1/8"]	1099mm [43 1/4"]	1520mm [59 7/8"]



Enclosure 90° Entry / Exit

Platform Size	Base Width	Base Length	Platform Width	Platform Length
Standard	1399mm [55 1/8"]	1505mm [59 1/4"]	1017mm [40"]	1295mm [51"]
Mid-Size	1399mm [55 1/8"]	1656mm [65 1/8"]	1017mm [40"]	1446mm [56 7/8"]
Large	1551mm [61 1/8"]	1656mm [65 1/8"]	1155mm [45 1/2"]	1446mm [56 7/8"]



Enclosure On/Off Same Side

Platform Size	Base Width	Base Length	Platform Width	Platform Length
Standard	1399mm [55 1/8"]	1505mm [59 1/4"]	947mm [37 1/4"]	1295mm [51"]
Mid-Size	1399mm [55 1/8"]	1656mm [65 1/8"]	947mm [37 1/4"]	1446mm [56 7/8"]
Large	1551mm [61 1/8"]	1656mm [65 1/8"]	1099mm [43 1/4"]	1446mm [56 7/8"]

Specifications

Rated Load: Standard 750 lbs (340 kg) with a safety factor of 5

Speed: Leadscrew - 3 meters (10 ft) per minute at full load | Hydraulic - 5.2 meters (17 ft) per minute at full load

Travel Range: Leadscrew - up to 12 feet | Hydraulic - up to 14 feet

Safety Features: Garaventa doors and gates equipped with Garaventa interlocks and internal closers | Sturdy 16 gauge galvanized steel platform side walls 1070mm (42 1/8") | Continuous pressure directional control switches and illuminated and audible emergency stop switch | Full length grab rail on platform side wall panel

Leadscrew Drive System: Motor: 2 HP (1750 RPM) | Motor Drive Type: ACME screw (1" diameter) | Mains Supply: North American Models: 120 VAC on a dedicated 20 amp circuit, International Models: 208-240 VAC on a dedicated 16 amp circuit

Hydraulic Drive System: Motor: 3 HP DC (2.2 KW) complete with auxiliary power system | Motor Drive Type: Chained Hydraulic (Dual 5/8" ANSI 50 chains) | Mains Supply: North American Models 120 VAC on a dedicated 15 amp circuit, International Models 208-240 VAC on a dedicated 16 amp circuit

Controls: Keyless Controls (No key required for call stations and platform controls) | Directional Controls - Continuous pressure switches | Control Voltage: 24 VDC

Power Requirements: 120 VAC single phase | Optional 208-240 VAC single phase

Popular Options: Power Door Operators (ANSI/ BHMA A156.19 compliant) | Custom platform sizes available | Illuminated and tactile constant pressure directional buttons | Arrival gong and digital floor display | Steel, plexiglas or glass enclosure panels | Choice of RAL colors | Autodialer phone (ADA compliant) | Keyed operation | Custom applications (Consult Garaventa Lift) | Battery powered emergency lowering (Leadscrew drive only) | Full time battery operation ***suitable for low use applications ONLY (Hydraulic drive) | Fan and ventilation system with thermostatic controls - requires continuous mains power

Warranty: 2 year standard warranty | Optional additional 5 year extended warranty (7 years)



Garaventa Lift


T 604 594 0422 · T 800 663 6556 (toll free North America)

E info@garaventlift.com · I www.garaventlift.com



Authorized Garaventa Lift Representative

© Garaventa Lift. As we are continuously improving our products, specifications outlined in this brochure are subject to change without notice.

 Printed in Canada
15891-C-PB-EN