



DEPARTMENT OF REGULATORY AND ECONOMIC RESOURCES (RER)
BOARD AND CODE ADMINISTRATION DIVISION

MIAMI-DADE COUNTY
PRODUCT CONTROL SECTION
11805 SW 26 Street, Room 208
Miami, Florida 33175-2474
T (786) 315-2590 F (786) 315-2599
www.miamidade.gov/economy

NOTICE OF ACCEPTANCE (NOA)

Berridge Manufacturing Company
1720 Maury Street
Houston, TX 77026

SCOPE:

This NOA is being issued under the applicable rules and regulations governing the use of construction materials. The documentation submitted has been reviewed and accepted by Miami-Dade County RER - Product Control Section to be used in Miami Dade County and other areas where allowed by the Authority Having Jurisdiction (AHJ).

This NOA shall not be valid after the expiration date stated below. The Miami-Dade County Product Control Section (In Miami Dade County) and/or the AHJ (in areas other than Miami Dade County) reserve the right to have this product or material tested for quality assurance purposes. If this product or material fails to perform in the accepted manner, the manufacturer will incur the expense of such testing and the AHJ may immediately revoke, modify, or suspend the use of such product or material within their jurisdiction. RER reserves the right to revoke this acceptance, if it is determined by Miami-Dade County Product Control Section that this product or material fails to meet the requirements of the applicable building code.

This product is approved as described herein, and has been designed to comply with the Florida Building Code including the High Velocity Hurricane Zone of the Florida Building Code.

DESCRIPTION: Victorian Classic Shingle

LABELING: Each unit shall bear a permanent label with the manufacturer's name or logo, city, state and following statement: "Miami-Dade County Product Control Approved", unless otherwise noted herein.

RENEWAL of this NOA shall be considered after a renewal application has been filed and there has been no change in the applicable building code negatively affecting the performance of this product.

TERMINATION of this NOA will occur after the expiration date or if there has been a revision or change in the materials, use, and/or manufacture of the product or process. Misuse of this NOA as an endorsement of any product, for sales, advertising or any other purposes shall automatically terminate this NOA. Failure to comply with any section of this NOA shall be cause for termination and removal of NOA.

ADVERTISEMENT: The NOA number preceded by the words Miami-Dade County, Florida, and followed by the expiration date may be displayed in advertising literature. If any portion of the NOA is displayed, then it shall be done in its entirety.

INSPECTION: A copy of this entire NOA shall be provided to the user by the manufacturer or its distributors and shall be available for inspection at the job site at the request of the Building Official.

This NOA renews NOA # 17-0808.05 and consists of pages 1 through 7.
The submitted documentation was reviewed by Alex Tigera.



NOA No.: 22-0920.07
Expiration Date: 10/18/27
Approval Date: 10/27/22
Page 1 of 7

ROOFING ASSEMBLY APPROVAL:

Category: Roofing
Sub-Category: Non-Structural Metal Roofing
Material: Steel
Deck Type: Wood
Maximum Design Pressure -131 psf.

TRADE NAMES OF PRODUCTS MANUFACTURED OR LABELED BY APPLICANT:

<u>Product</u>	<u>Dimensions</u>	<u>Test Specifications</u>	<u>Product Description</u>
Berridge Victorian/Classic Shingle	l = 13-7/8" w = 11" Thickness = 24 ga. Min. Yield Strength: 59.4 ksi.	TAS 110	G-90 galvanized or galvalume shingles coated with Duranar® Coil Coating System.

MANUFACTURING LOCATIONS:

1. Houston, TX.
2. San Antonio, TX.
3. Seguin, TX.

EVIDENCE SUBMITTED:

<u>Test Agency</u>	<u>Test Identifier</u>	<u>Test Name/Report</u>	<u>Date</u>
Force Engineering & Testing, Inc.	49-0242T-12A, B	TAS 125	12/04/12
PPG	Lab Test Certification	ASTM B-117 ASTM G-155	03/2015 04/2015
Hurricane Test Laboratories, Inc.	0307-0127-04	TAS 125	03/09/04
Q.C. Metallurgical Laboratory, Inc.	1238-01	ASTM E8	09/06/07
PRI Asphalt Technologies, Inc.	BMC-004-02-01	TAS 100	04/04/07



NOA No.: 22-0920.07
Expiration Date: 10/18/27
Approval Date: 10/27/22
Page 2 of 7

APPROVED ASSEMBLIES:

System A-1: Victorian/Classic Shingle
Deck Type: Wood, Non-Insulated
Deck Description: New Construction or Re-Roof ¹⁵/₃₂" or greater plywood or wood plank.
Slope Range: 3": 12" or greater
Maximum Uplift Pressure: See Table A Below (See Limitation #2)

Deck Attachment: In accordance with applicable Building Code, but in no case shall it be less than 8d annular ring shank nails spaced at a distance listed below in **Table A**. In reroofing, where the deck is less than ¹⁹/₃₂" thick (Minimum ¹⁵/₃₂"). The above attachment method must be in addition to existing attachment.

Underlayment: Minimum underlayment shall be an ASTM D 226 Type II installed with a minimum 4" side-laps and 6" end-laps. Underlayment shall be fastened with corrosion resistant tin-caps and 1/4" annular ring-shank nails, spaced 6" o.c. at all laps and two staggered rows 12" o.c. in the field of the roll. Or, any Miami-Dade County Product Control Approved underlayment having a current NOA.

Fire Barrier Board: Any approved fire barrier having a current NOA. Refer to a current fire directory listing or a current ASTM E 108 test report for fire ratings of this roofing system assembly as well as the location of the fire barrier within the assembly. See Limitation # 1.

Valleys: Valley construction shall be in compliance with Roofing Application Standard RAS 133 and with Berridge Manufacturing Company's current published installation instructions.

Metal Panels and Accessories: Install the "Victorian/Classic Shingle" including flashing penetrations, valleys, end laps and accessories in compliance "Berridge Manufacturing's" current, published installation instructions and in compliance with the minimum requirements detailed in Roofing Application Standard RAS 133.

Berridge Victorian/Classic Shingle shall be attached to the plywood substrate with a minimum of two corrosion resistant fasteners of sufficient length to penetrate through the sheathing a minimum of ³/₁₆", listed in **Table A**. Fasteners shall be placed in accordance with the detail outlined in **Table A** and fastener detail herein as follows:

Shingle shall be fastened with a minimum of two screws located in the detail outlined in **Table A**. The male end of the next shingle is tucked in the female end of the previous shingle to form a lock. The shingles shall be placed in a staggered pattern.

TABLE A
MAXIMUM DESIGN PRESSURES

	Field	Perimeter and Corner¹	Perimeter and Corner¹
Plywood Thickness (minimum)	15/32"	15/32"	19/32"
Plywood Fastener Spacing	6" o.c.	6" o.c.	3" o.c.
Fasteners	#12 panhead	#10-9	#10-9
Shingle Fastener Placement	Detail B	Detail C	Detail C
Maximum Design Pressure	-118.5 psf	-123.5 psf	-131 psf

1. Extrapolation shall not be allowed



SYSTEM LIMITATIONS

1. Fire classification is not part of this acceptance; refer to a current Approved Roofing Materials Directory for fire ratings of this product.
2. The maximum designed pressure listed herein shall be applicable to all roof pressure zones (i.e. field, perimeters, and corners). Neither rational analysis, nor extrapolation shall be permitted for enhanced fastening at enhanced pressure zones (i.e. perimeters, extended corners and corners).
3. All panels shall be permanently labeled with the manufacturer's name and/or logo, and the following statement: "Miami-Dade County Product Control Approved" **or** with the Miami-Dade County Product Control Seal as seen below. All clips shall be permanently labeled with the manufacturer's name and/or logo, and/or model.

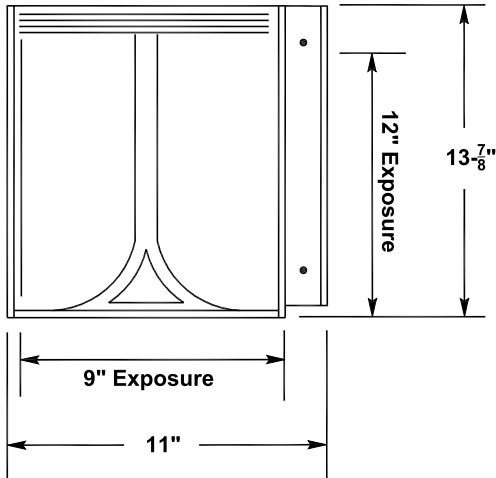


4. All products listed herein shall have a quality assurance audit in accordance with the Florida Building Code and Rule 61G20-3 of the Florida Administrative Code.

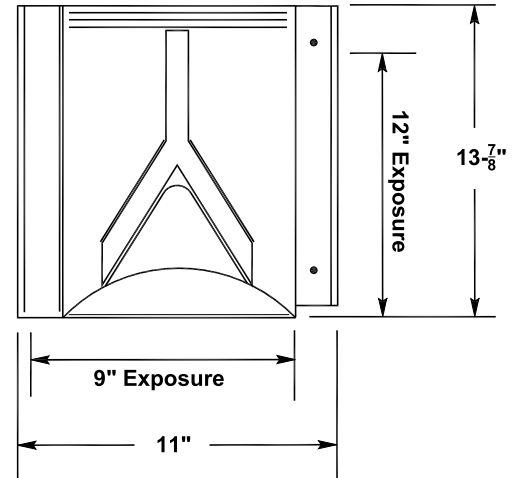


PROFILE DRAWING

DETAIL A



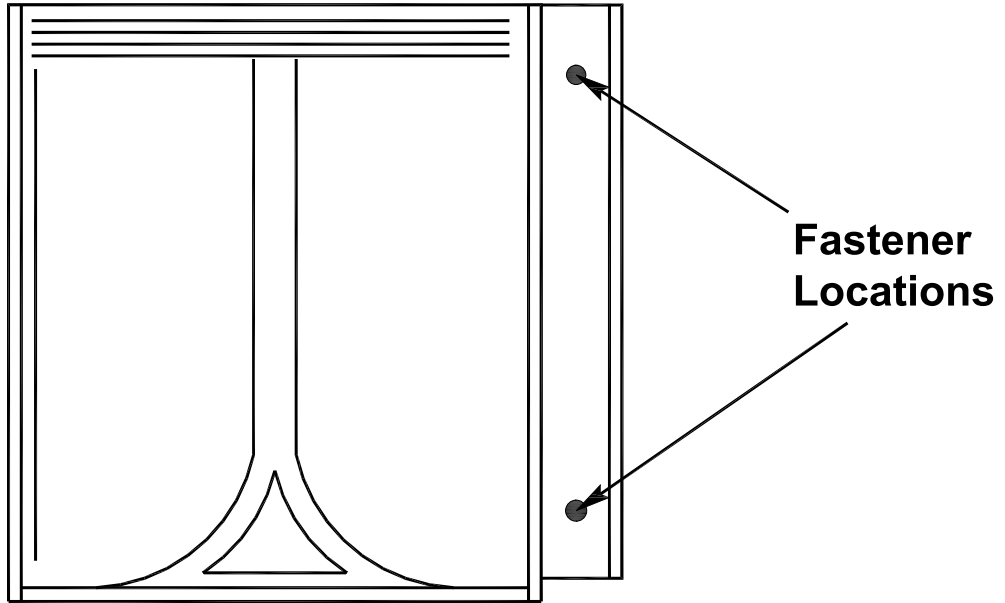
VICTORIAN SHINGLE



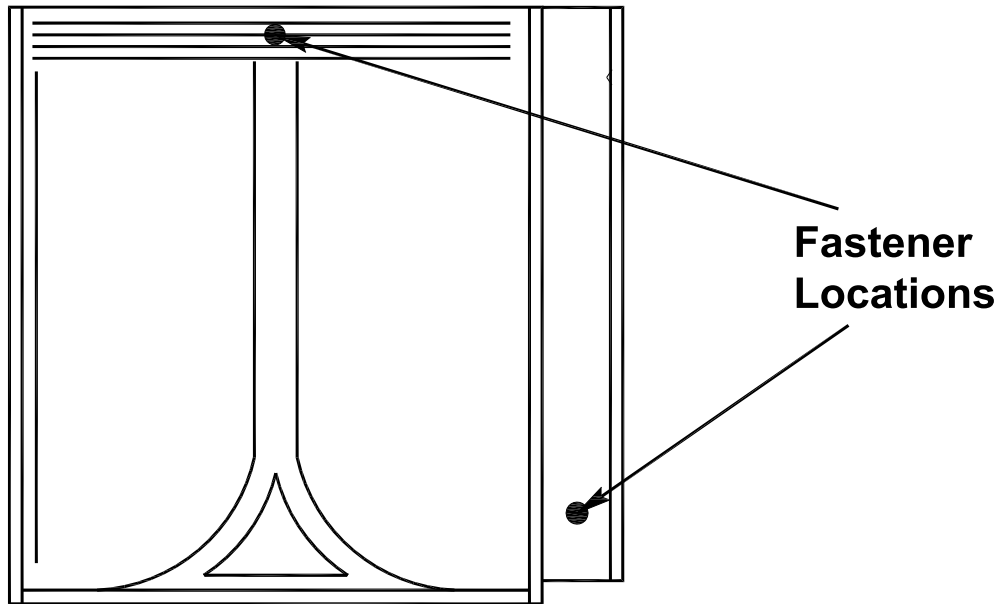
CLASSIC SHINGLE



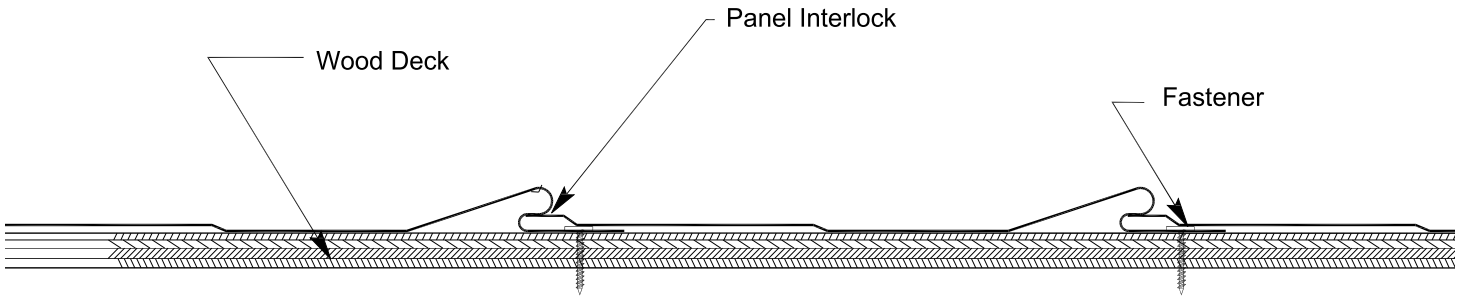
DETAIL B



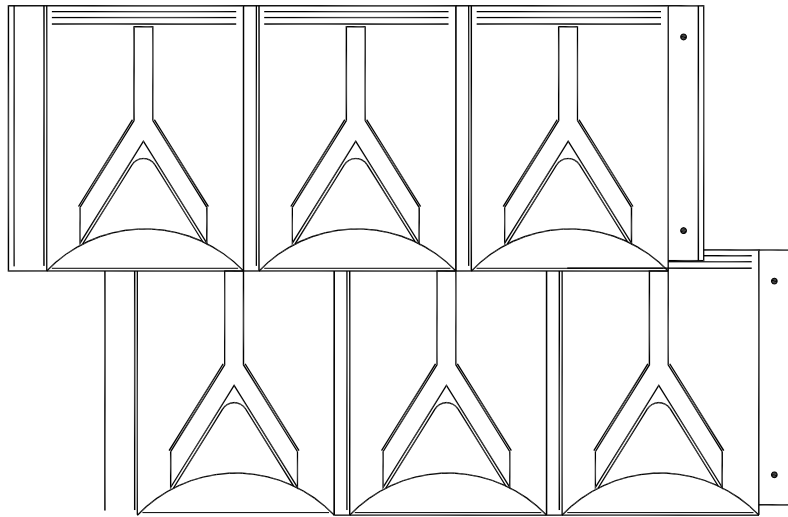
DETAIL C



DETAIL D



ASSEMBLY PROFILE (N.T.S.)



ASSEMBLY PLAN VIEW

END OF THIS ACCEPTANCE

