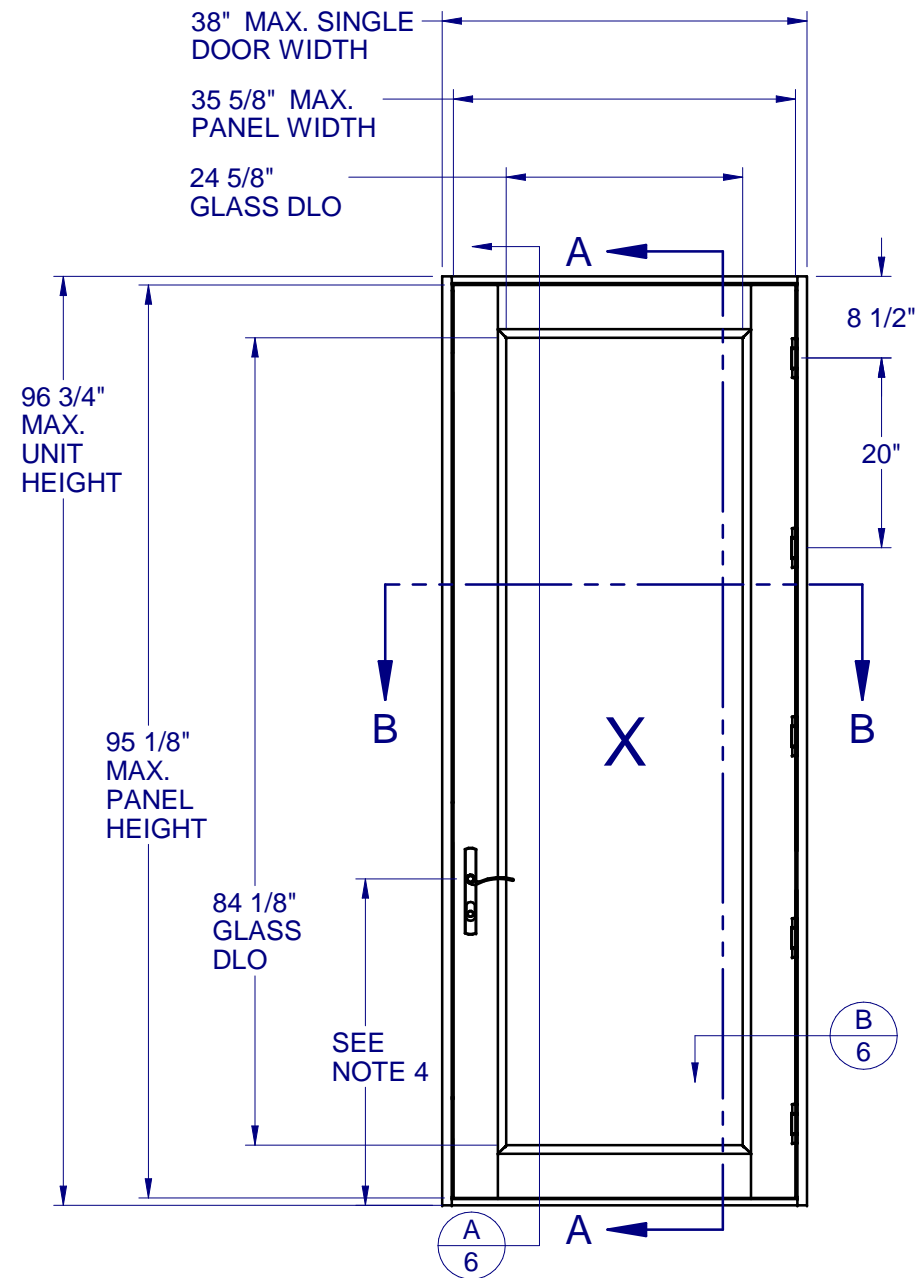


SWING DOOR - LARGE MISSILE IMPACT



NOTE:
HINGE SPACINGS ARE 8-1/2"
FROM ENDS AND 20" MAX. O.C.
FOR 81" TO 97" UNIT HEIGHT.

GENERAL NOTES:

1. THE PRODUCT SHOWN HEREIN IS DESIGNED AND MANUFACTURED TO COMPLY WITH THE FLORIDA BUILDING CODE (FBC), CURRENT EDITION INCLUDING THE HIGH VELOCITY HURRICANE ZONE (HVHZ) AND IS RATED FOR WIND ZONE 4 MISSILE LEVEL D IMPACT USE AS DEFINED IN ASTM E 1996 PER THE FBC.
2. GLAZING DETAIL: (SEE SHEET 2)
3. APPROVED CONFIGURATIONS: SINGLE OUTSWING.
4. LOCK OPTIONS:
* UP TO 6'8" : MULTIPOINT(4PT) (HANDLE SET @ 34").
* ABOVE 6'8": MULTIPOINT(5PT) (HANDLE SET @ 34").
5. DESIGN PRESSURE RATING:
-NEGATIVE DESIGN LOADS BASED ON TESTED PRESSURE AND GLASS TABLES ASTM E-1300-04e01/09.
-POSITIVE DESIGN LOADS BASED ON TESTED PRESSURE, WATER INFILTRATION TEST PRESSURE, AND GLASS TABLES ASTM E-1300-04e01/09.
6. ANCHORAGE: THE 33 1/3% STRESS INCREASE HAS NOT BEEN USED IN THE DESIGN OF THIS PRODUCT. SEE SHEET 6 FOR INSTALLATION DETAIL. WIND LOAD DURATION FACTOR $C_d=1.6$ WAS USED FOR WOOD ANCHOR CALCULATIONS.
7. PRODUCT APPROVED FOR IMPACT RESISTANCE. SHUTTERS ARE NOT REQUIRED.
8. ALL FRAMES ARE PROCESSED AND SCREWED TOGETHER. VENTS ARE PROCESSED AND ASSEMBLED VIA TIE RODS.
9. SERIES / MODEL DESIGNATION: SD-8700.
- 10 THE DESIGNATION X AND O STAND FOR THE FOLLOWING:
X = OPERABLE DOOR.
11. SECTION CALLOUTS APPLY TO ALL CONFIGURATIONS.
12. INTERIOR FLUSH BOLTS ON ACTIVE PANEL TO BE ENGAGED DURING SEVERE WEATHER.



8700 PVC SWING DOOR IMPACT

PROPRIETARY AND CONFIDENTIAL
THE INFORMATION CONTAINED IN THIS DRAWING IS THE SOLE PROPERTY OF CUSTOM WINDOW SYSTEMS, INC. ANY REPRODUCTION IN PART OR AS A WHOLE WITHOUT THE WRITTEN PERMISSION OF CUSTOM WINDOW SYSTEMS, INC IS PROHIBITED.

FLORIDA APPROVAL NO.:
16055



9/25/2023

LUCAS A. TURNER, P.E.
FL PE # 58201
Turner Engineering & Consulting, Inc.
2428 Old Natchez Trc Trl
Camden, TN 38320
PH. 941-380-1574

SHEET DESCRIPTION:
GENERAL NOTES AND ELEVATIONS

DRAWN BY: MCS	DATE: 9/22/2023
DWG #: CWS-817	REV.: D
SCALE: 1:20	SHEET 1 OF 6

TABLE OF CONTENTS

GENERAL NOTES & ELEVATIONS.....	1
SECTION VIEWS & GLAZING.....	2
BOM.....	3
EXTRUSIONS.....	4
ANCHOR SCHEDULE & NOTES.....	5
INSTALLATION DETAILS.....	6

MAX. UNIT SIZE	DESIGN PRESSURE RATING	IMPACT RATING
38" x 96-3/4"	+/-90 PSF	LARGE MISSILE IMPACT



1900 SW 44TH AVE.
OCALA, FLORIDA 34474
WWW.CWS.CC

8700 PVC SWING DOOR IMPACT

PROPRIETARY AND CONFIDENTIAL
THE INFORMATION CONTAINED IN THIS DRAWING IS THE SOLE PROPERTY OF CUSTOM WINDOW SYSTEMS, INC. ANY REPRODUCTION IN PART OR AS A WHOLE WITHOUT THE WRITTEN PERMISSION OF CUSTOM WINDOW SYSTEMS, INC IS PROHIBITED.

FLORIDA APPROVAL NO.:

16055



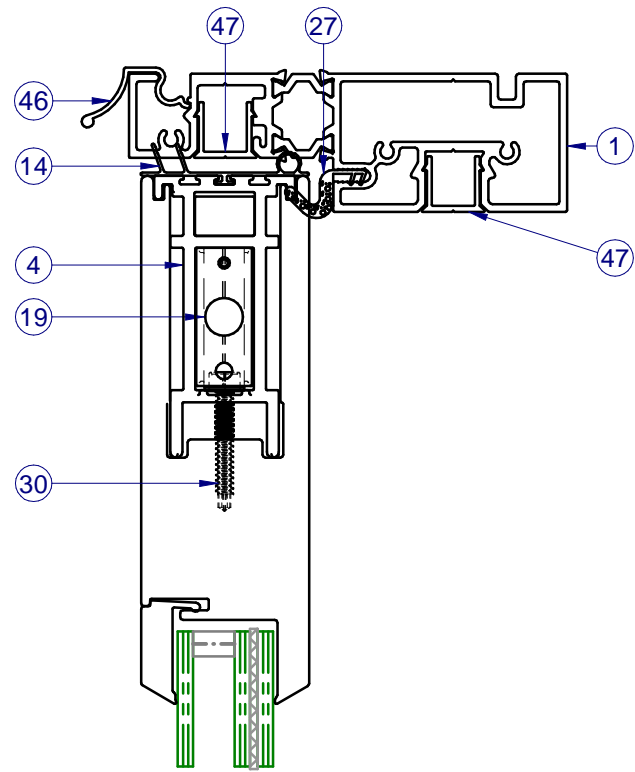
9/25/2023

LUCAS A. TURNER, P.E.
FL PE # 58201
Turner Engineering & Consulting, Inc.
2428 Old Natchez Trc Trl
Camden, TN 38320
PH. 941-380-1574

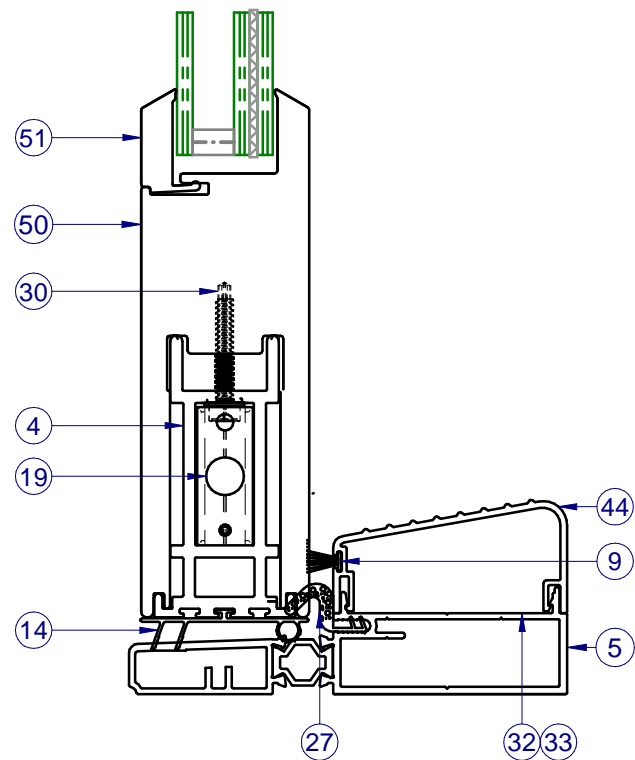
SHEET DESCRIPTION:

SECTION VIEWS AND GLAZING DETAIL

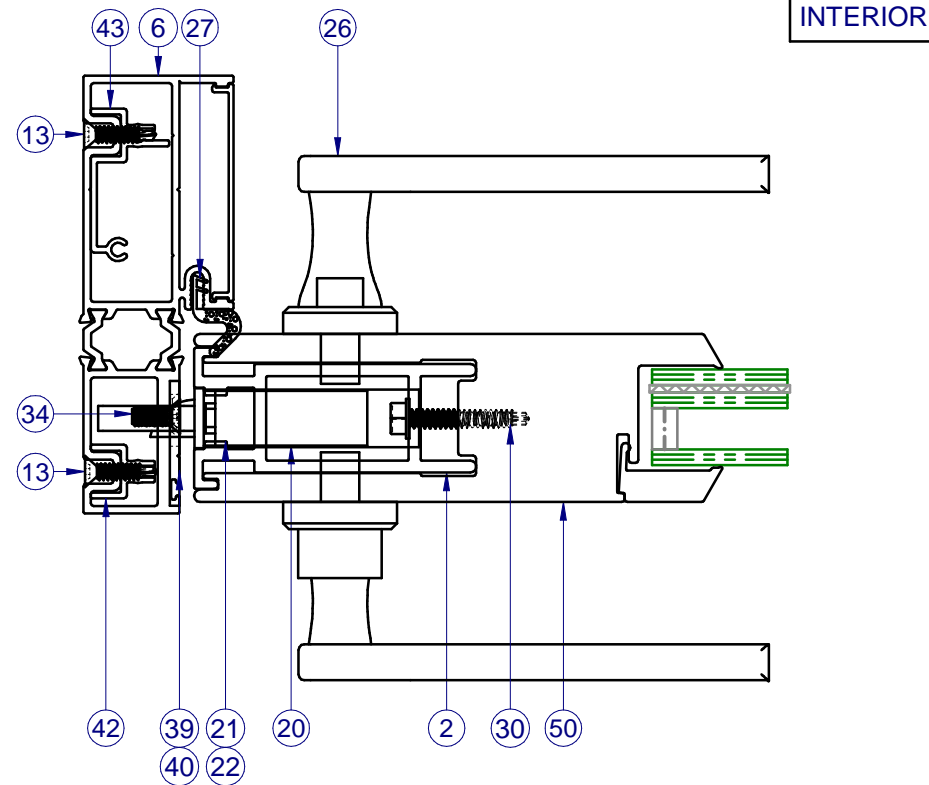
DRAWN BY:	DATE:
MCS	9/22/2023
DWG #:	REV.:
CWS-817	D
SCALE:	SHEET
1:2	2 OF 6



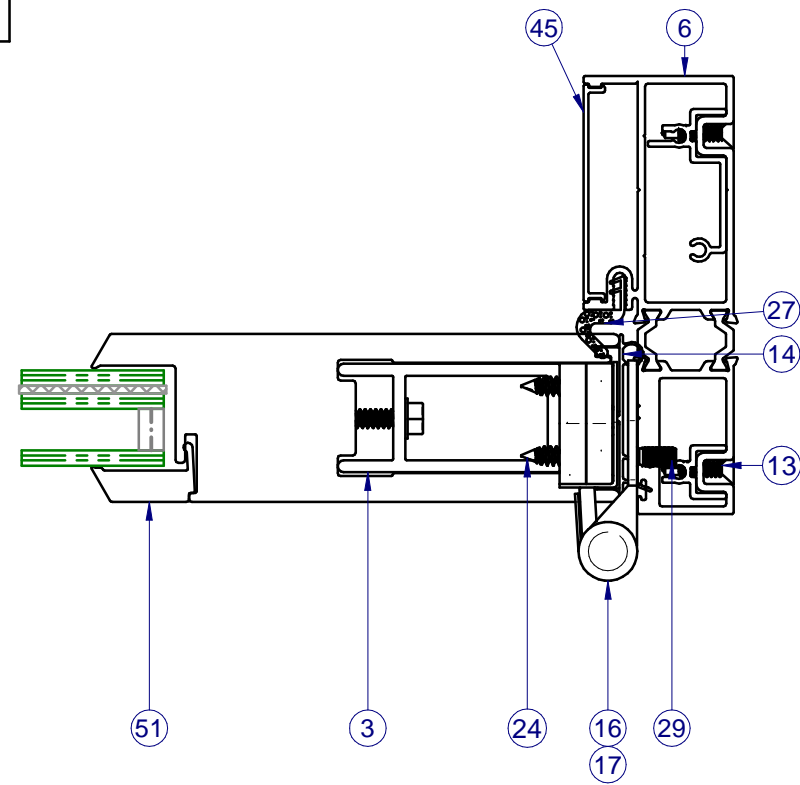
INTERIOR



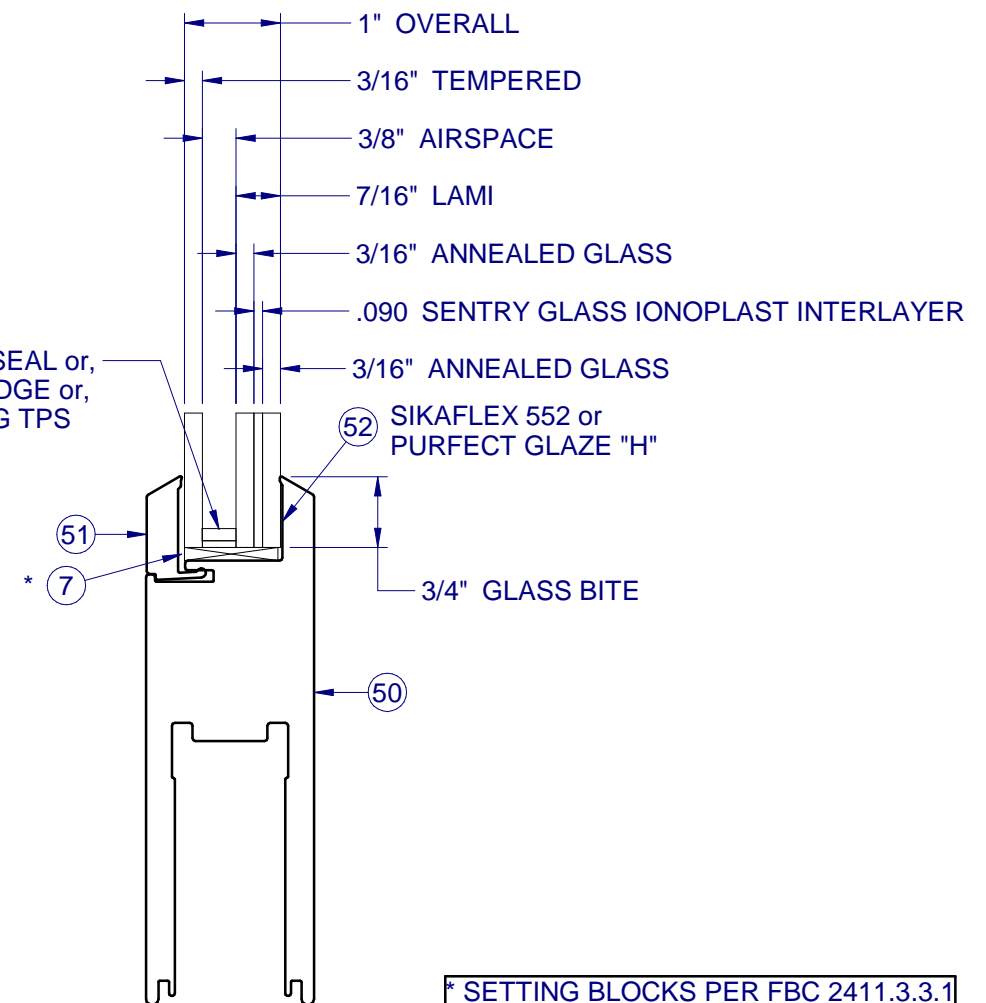
SECTION VIEW A-A



SECTION VIEW B-B



QUANEX DURASEAL or,
CARDINAL XL EDGE or,
KODISPACE 4SG TPS
I.G. SPACER

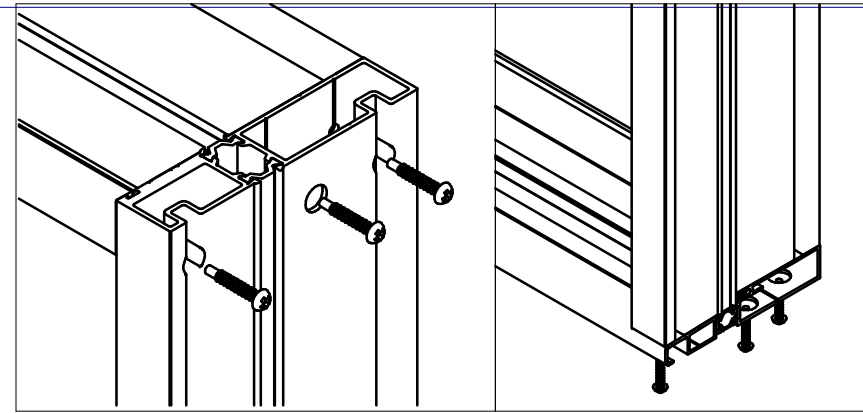


* SETTING BLOCKS PER FBC 2411.3.3.1

ITEMS NOT SHOWN FOR CLARITY:
7, 10-11, 15, 18, 23, 25, 37, 39-41

PARTS LIST			
ITEM	PART #	DESCRIPTION	MATERIAL
1	H-1833	MAIN FRAME, HEAD	ALUM
2	H-1777	Reinforcement, Vertical, SD-8700, Eurogroove, (LD 2011)	ALUM
3	H-1825	REINFORCEMENT, VERT., @ HINGESIDE	ALUM
4	H-1845	REINFORCEMENT, HORIZ	ALUM
5	H-1928	Threshold, Base, T/B, (FD-8700)	ALUM
6	H-1880	MAINFRAME, JAMB	ALUM
7	P-5531	Setting Block, .09 x 1 x 2	RUBBER
9	P-5172	Wstp., .370w x .187h, TriFin, Poly, Blk	
10	P-3511	#8 X 5/8" SQUARE, PH, TEK TYPE AB (GD)/(H/V)	
11	P-3541	#8x1/2" QUAD TEK @ TIEROD BRKT	STEEL
12	P-3635	#8 X 0.750 QuadPH Type A	STEEL
14	P-4774	WSTP, BULB/LEAFS, PANEL, @TOP,BTM,HINGE	
15	P-4802	ALL THREADED ROD (TIE ROD)	
16	P-4807	HINGE, GUIDE	
17	P-4808/4809	HINGE, SET, LEFT or RIGHT	
18	P-4866	GUIDE, TIE ROD	NYLON
19	P-5344	BRACKET ASSM, 8700 TIE ROD BRACKET	ZINC
20	P-4884	LOCKBAR, MULTI-POINT, 5PT, 8 FT	
21	P-4885	SHOOT BOLT, TOP	
22	P-4886	SHOOT BOLT, BOTTOM	
23	P-4893	#8x1" PH, FLAT, SMS @ LOCK	STEEL
24	P-4894	Screw, #10x1",PH,Flat, SMS (hinge-panel 4/hinge, 8700)	STEEL
25	P-4901	LOCK, 3PT	
26	P-4903	HANDLE SET, ACTIVE	
27	P-4913	WSTP, .50X50 FOLDED BULB SEAL, @ DOOR	
28	P-4933	NUT, 3/8"-16 FLANGED W/ SERRATED LIP, SS, @ PANEL	
29	P-4934	SCREW, #12-24 X 3/4" Machine Screw (Hinge screw 8700)	
30	P-4969	#10 X 2 Quad Rd. Washer Screw	STEEL
31	P-5127	#12 X 2", PH PAN, SMS, ANCHOR	
32	P-5130	GASKET, DOOR SILL, FRONT	FOAM
33	P-5131	GASKET, DOOR SILL, BACK	FOAM
34	P-5157	#10-24 x 1/2", FI Undercut PH, 18-8SS @ KEEPER	
37	P-5171	MOUNT, SHOOT BOLT	
39	P-4863	LOCK STRIKE PLATE	
40	P-4864	RHINO STRIKE PLATE	
42	P-5321	BRKT, SILL, FRONT ATTACH	
43	P-5322	BRKT, SILL, REAR ATTACH	
44	S-1783	THRESHOLD, HIGH RISE	ALUM
45	S-1806	COVER, JAMB, ANCHOR	ALUM
46	S-1817	DRIP CAP	ALUM
47	S-1840	COVER, HEAD, ANCHOR	ALUM
50	S-6083	PANEL, TOP/BTM RAIL, SIDES - DOOR	PVC
51	S-6084	GLAZING BEAD (1")	PVC
52		TRUSEAL SIKAFLEX 552 or HENKEL PURFECT GLAZE "H"	
53	GLASS	SEE SHEET 2	

LINE ITEMS NOT USED:
8, 13, 35, 38, 48-49



HEAD

SILL

ALL FRAMES ARE MECHANICALLY FASTENED



8700 PVC SWING DOOR IMPACT

PROPRIETARY AND CONFIDENTIAL
THE INFORMATION CONTAINED IN THIS DRAWING IS THE SOLE PROPERTY OF CUSTOM WINDOW SYSTEMS, INC. ANY REPRODUCTION IN PART OR AS A WHOLE WITHOUT THE WRITTEN PERMISSION OF CUSTOM WINDOW SYSTEMS, INC IS PROHIBITED.

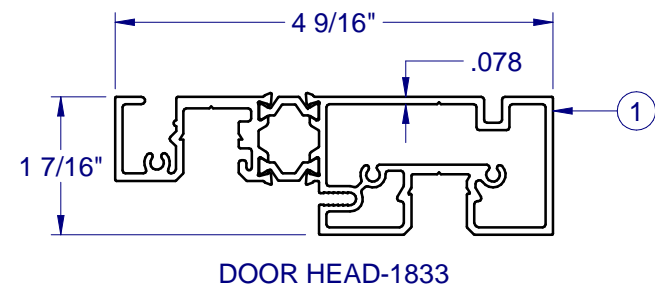
FLORIDA APPROVAL NO.:
16055



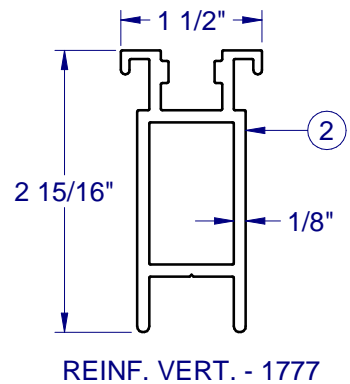
9/25/2023
LUCAS A. TURNER, P.E.
FL PE # 58201
Turner Engineering & Consulting, Inc.
2428 Old Natchez Trc Trl
Camden, TN 38320
PH. 941-380-1574

SHEET DESCRIPTION:
BOM

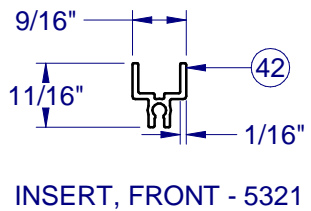
DRAWN BY: MCS	DATE: 9/22/2023
DWG #: CWS-817	REV.: D
SCALE: 1:1	SHEET 3 OF 6



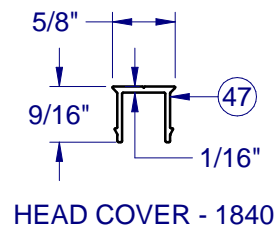
DOOR HEAD-1833



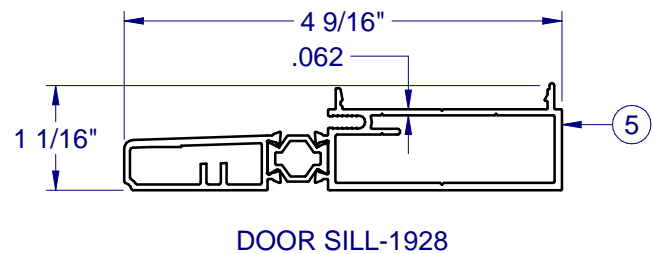
REINF. VERT. - 1777



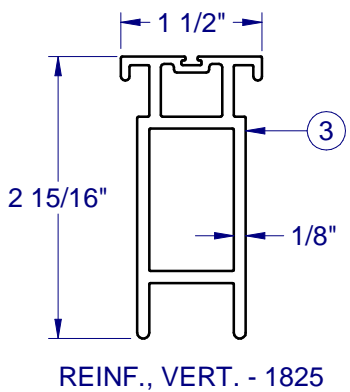
INSERT, FRONT - 5321



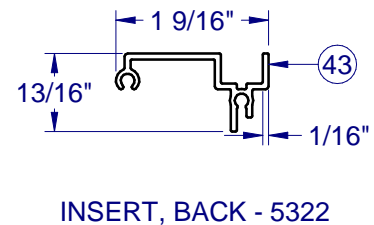
HEAD COVER - 1840



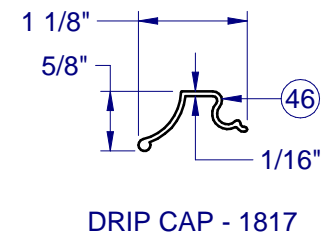
DOOR SILL-1928



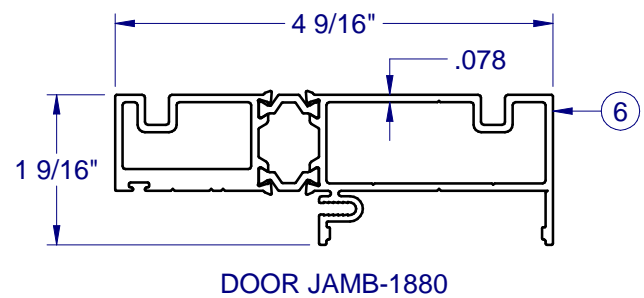
REINF., VERT. - 1825



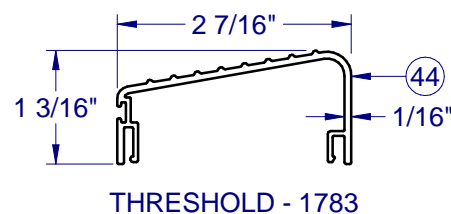
INSERT, BACK - 5322



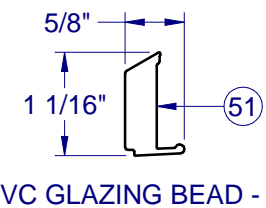
DRIP CAP - 1817



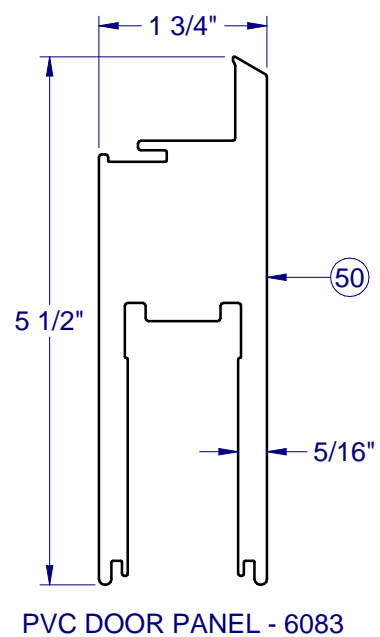
DOOR JAMB-1880



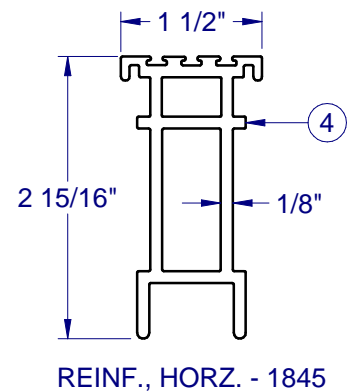
THRESHOLD - 1783



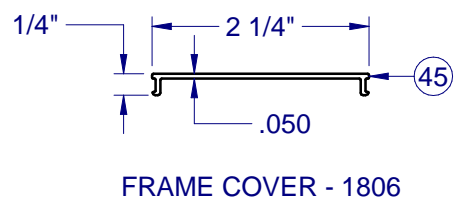
PVC GLAZING BEAD - 6084



PVC DOOR PANEL - 6083



REINF., HORZ. - 1845




FRAME COVER - 1806

**8700 PVC
SWING DOOR
IMPACT**

PROPRIETARY AND CONFIDENTIAL
THE INFORMATION CONTAINED IN
THIS DRAWING IS THE SOLE
PROPERTY OF CUSTOM WINDOW
SYSTEMS, INC. ANY
REPRODUCTION IN PART OR AS A
WHOLE WITHOUT THE WRITTEN
PERMISSION OF CUSTOM WINDOW
SYSTEMS, INC IS PROHIBITED.

FLORIDA APPROVAL NO.:
16055



9/25/2023

LUCAS A. TURNER, P.E.
FL PE # 58201
Turner Engineering &
Consulting, Inc.
2428 Old Natchez Trc Trl
Camden, TN 38320
PH. 941-380-1574

SHEET DESCRIPTION:

EXTRUSIONS

DRAWN BY: MCS	DATE: 9/22/2023
DWG #: CWS-817	REV.: D
SCALE: 1:2	SHEET 4 OF 6




1900 SW 44TH AVE.
OCALA, FLORIDA 34474
WWW.CWS.CC

**8700 PVC
SWING DOOR
IMPACT**

PROPRIETARY AND CONFIDENTIAL
THE INFORMATION CONTAINED IN
THIS DRAWING IS THE SOLE
PROPERTY OF CUSTOM WINDOW
SYSTEMS, INC. ANY
REPRODUCTION IN PART OR AS A
WHOLE WITHOUT THE WRITTEN
PERMISSION OF CUSTOM WINDOW
SYSTEMS, INC IS PROHIBITED.

FLORIDA APPROVAL NO.:

16055



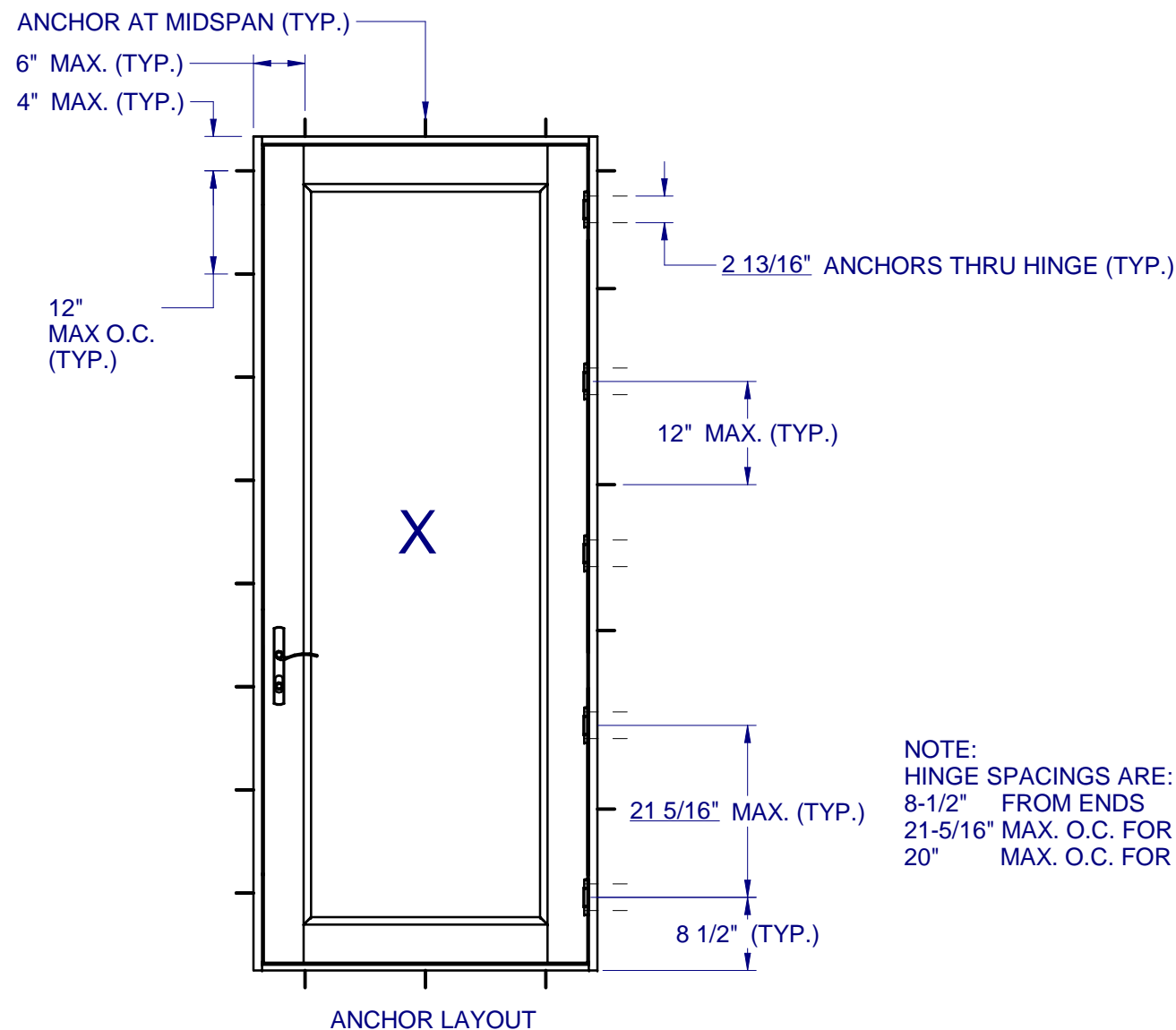
9/25/2023

LUCAS A. TURNER, P.E.
FL PE # 58201
Turner Engineering &
Consulting, Inc.
2428 Old Natchez Trc Trl
Camden, TN 38320
PH. 941-380-1574

SHEET DESCRIPTION:

**ANCHOR SCHEDULE AND
NOTES**

DRAWN BY:	DATE:
MCS	9/22/2023
DWG #:	REV.:
CWS-817	D
SCALE:	SHEET
1:20	5 OF 6



NOTE:
HINGE SPACINGS ARE:
8-1/2" FROM ENDS
21-5/16" MAX. O.C. FOR UP TO 81" UNIT HEIGHT.
20" MAX. O.C. FOR OVER 81" UNIT HEIGHT.

NOTES:

1. INSTALL ONE ANCHOR AT EACH INSTALLATION LOCATION. SILL ANCHOR SPACING SAME AS HEAD.
2. SHIM AS REQ AT EACH INSTALLATION ANCHOR USING LOAD BEARING SHIMS. MAX. ALLOWABLE SHIM STACK TO BE 1/4". USE SHIMS WHERE SPACE GREATER THAN 1/16" IS PRESENT. LOAD BEARING SHIMS SHALL BE CONSTRUCTED OF HIGH DENSITY PLASTIC OR BETTER. WOOD SHIMS ARE NOT ALLOWED.
3. ANCHOR TYPE, SIZE, SPACING AND EMBEDMENT SHALL BE AS SPECIFIED IN THESE DRAWINGS, SEE TABLE 1, SHEET 6.
4. ALL INSTALLATION ANCHORS MUST BE MADE OF OR PROTECTED WITH A CORROSION RESISTANT MATERIAL OR COATING. DISSIMILAR METALS OR MATERIALS IN CONTACT WITH PRESSURE TREATED WOOD MUST BE PROTECTED TO PREVENT REACTION.
5. INSTALLATION ANCHORS SHALL BE IN ACCORDANCE WITH ANCHOR MANUFACTURER'S INSTALLATION INSTRUCTIONS, AND ANCHORS SHALL NOT BE USED IN SUBSTRATES WITH STRENGTHS LESS THAN THE MINIMUM SPECIFIED IN TABLE 1, SHEET 6.
6. ANCHOR EMBEDMENT TO SUBSTRATE SHALL BE BEYOND WALL DRESSING OR STUCCO. FOR CONCRETE/CMU OPENINGS, EMBEDMENT SHALL BE BEYOND WOOD BUCKS, IF USED, INTO SUBSTRATE. INSTALLATIONS TO SOLID CONCRETE OR GROUT-FILLED CMU MAY INCLUDE BUT DO NOT REQUIRE 1X WOOD BUCKS BETWEEN THE PRODUCT AND SUBSTRATE. INSTALLATIONS TO HOLLOW CMU REQUIRE THE USE OF 1X BUCKS BETWEEN THE PRODUCT AND SUBSTRATE.
7. A MINIMUM CENTER-TO-CENTER SPACING SHALL BE MAINTAINED BETWEEN ALL FASTENERS: 4" FOR MASONRY, 2-13/16" FOR HINGES (ALL SUBSTRATES), 1" FOR WOOD AND METAL.
8. WOOD OR MASONRY OPENINGS, BUCKS AND BUCK FASTENERS SHALL BE PROPERLY DESIGNED BY THE ARCHITECT OR ENGINEER OF RECORD AND INSTALLED TO TRANSFER WIND LOADS TO THE STRUCTURE. SUBSTRATES SHALL MEET THE MINIMUM STRENGTH REQUIREMENTS AS SHOWN IN TABLE 1, SHEET 6. CONCRETE AND MASONRY SUBSTRATES MAY NOT BE CRACKED.
9. SEALING AND FLASHING STRATEGIES FOR OVERALL WATER RESISTANCE OF INSTALLATION SHALL BE DONE BY OTHERS FOLLOWING THE CURRENT VERSION OF THE REFERENCE DOCUMENTS: FMA/AAMA 100(FIN WINDOWS), FMA/AAMA 200(FLANGE WINDOWS), FMA/WDMA 250(BOX WINDOWS), FMA/AAMA/WDMA 300(EXTERIOR DOORS)

**8700 PVC
SWING DOOR
IMPACT**

PROPRIETARY AND CONFIDENTIAL
THE INFORMATION CONTAINED IN THIS DRAWING IS THE SOLE PROPERTY OF CUSTOM WINDOW SYSTEMS, INC. ANY REPRODUCTION IN PART OR AS A WHOLE WITHOUT THE WRITTEN PERMISSION OF CUSTOM WINDOW SYSTEMS, INC IS PROHIBITED.

FLORIDA APPROVAL NO.:
16055



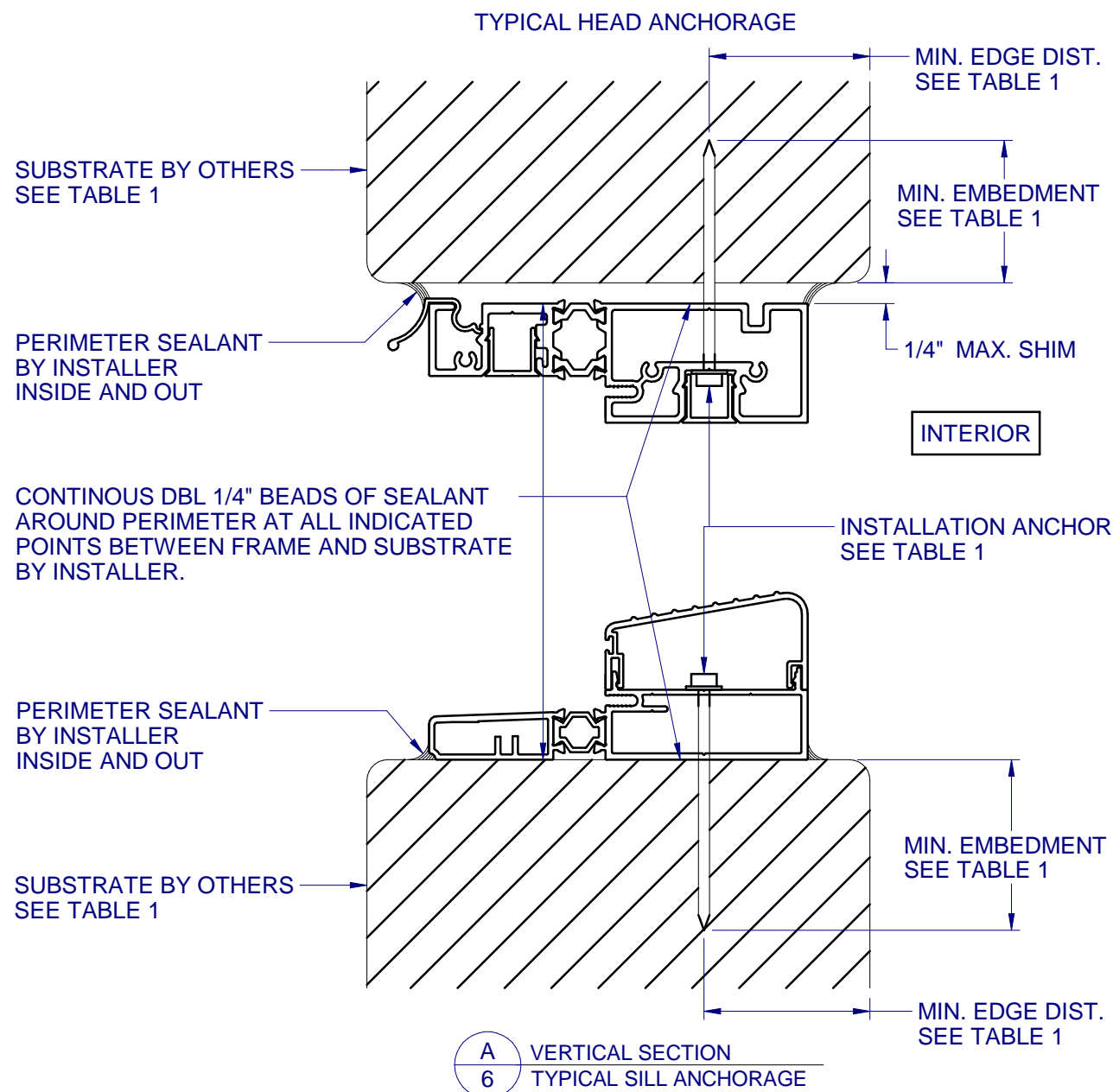
9/25/2023

LUCAS A. TURNER, P.E.
FL PE # 58201
Turner Engineering & Consulting, Inc.
2428 Old Natchez Trc Trl
Camden, TN 38320
PH. 941-380-1574

SHEET DESCRIPTION:

INSTALLATION DETAILS

DRAWN BY: MCS	DATE: 9/22/2023
DWG #: CWS-817	REV.: D
SCALE: 1:2	SHEET 6 OF 6



CONTINUOUS DBL 1/4" BEADS OF SEALANT AROUND PERIMETER AT ALL INDICATED POINTS BETWEEN FRAME AND SUBSTRATE BY INSTALLER.

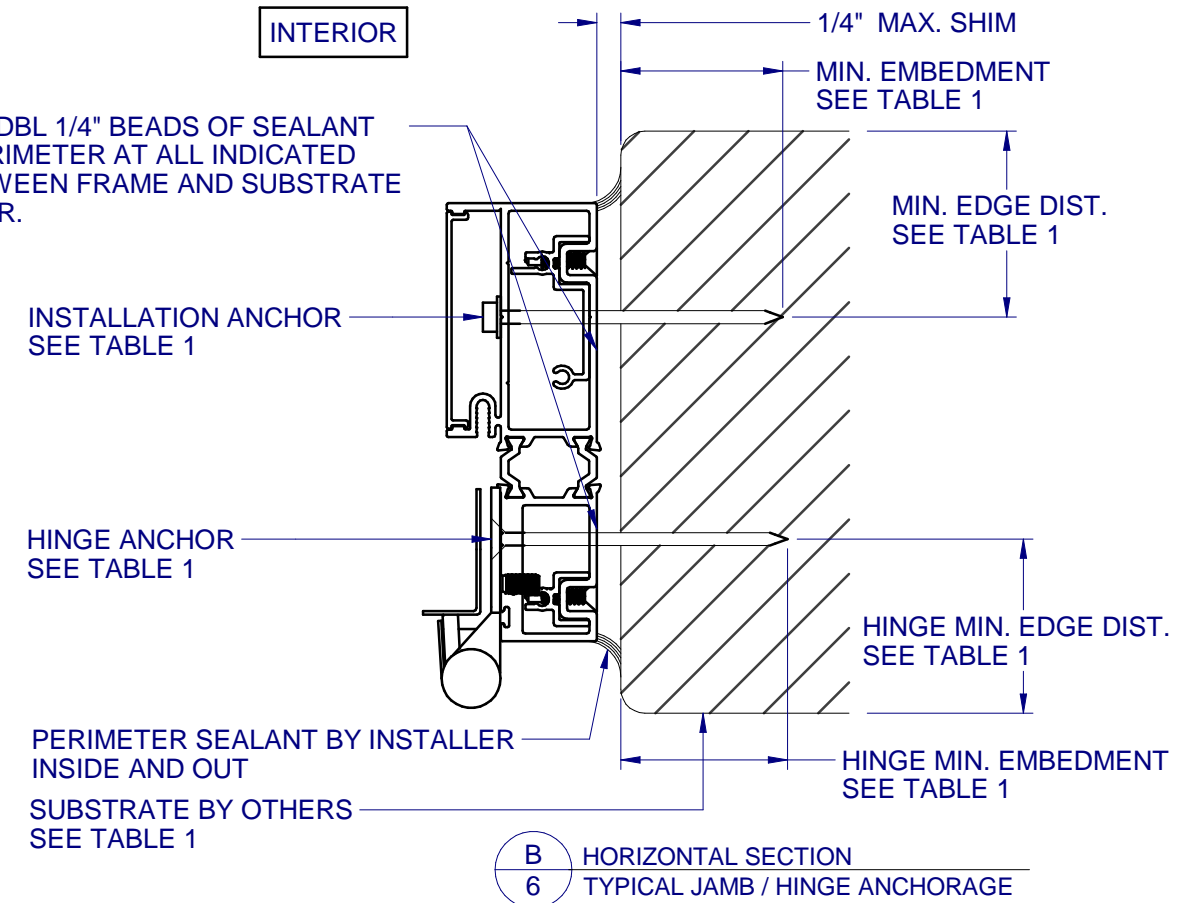


TABLE 1: APPROVED INSTALLATION FASTENERS

SUBSTRATE TYPE	ANCHOR TYPE	MIN. EMBEDMENT	MIN. EDGE DIST.
CONCRETE (3.05 KSI MIN.)	1/4" DEWALT ULTRACON+	1-3/4"	2-1/2"
HOLLOW OR GROUT-FILLED CMU (ASTM C-90)	1/4" DEWALT ULTRACON+	1-1/4"	2-1/2"
2X MIN. SOUTHERN PINE (G=0.55)	1/4" DEWALT ULTRACON+	1-3/8"	7/8"
2X MIN. SOUTHERN PINE (G=0.55)	#12 WOOD SCREW	1-3/8"	7/8"
16 GAUGE (0.060") MIN. STEEL STUD (33 KSI YIELD MIN)	#12-14 HILTI KWIK-FLEX OR ITW TEKS SELF-DRILLING SCREW	FULL THREAD THRU 0.060"	1/2"
1/8" ALUM. (6063-T5 MIN.) OR 1/8" STEEL (33 KSI MIN.)	#12 GRADE 5 SELF-TAPPING / DRILLING SCREW	FULL THREAD THRU 0.125"	1/2"
HINGE ANCHORS INTO CONCRETE (3.05 KSI MIN.)	3/16" DEWALT ULTRACON+	1-3/4"	2-1/2"
HINGE ANCHORS INTO HOLLOW OR GROUT-FILLED CMU (ASTM C-90)	3/16" DEWALT ULTRACON+	1-1/4"	2-1/2"
HINGE ANCHORS INTO 2X MIN. SOUTHERN PINE (G=0.55)	#10 WOOD SCREW	1-3/8"	7/8"
HINGE ANCHORS INTO 16 GAUGE (0.060") MIN. STEEL STUD (33 KSI YIELD MIN)	#10-16 HILTI KWIK-FLEX OR ITW TEKS SELF-DRILLING SCREW	FULL THREAD THRU 0.060"	1/2"
HINGE ANCHORS 1/8" ALUM. (6063-T5 MIN.) OR 1/8" STEEL (33 KSI MIN.)	#10 GRADE 5 SELF-TAPPING / DRILLING SCREW	FULL THREAD THRU 0.125"	1/2"