

SLIDING GLASS DOOR - IMPACT

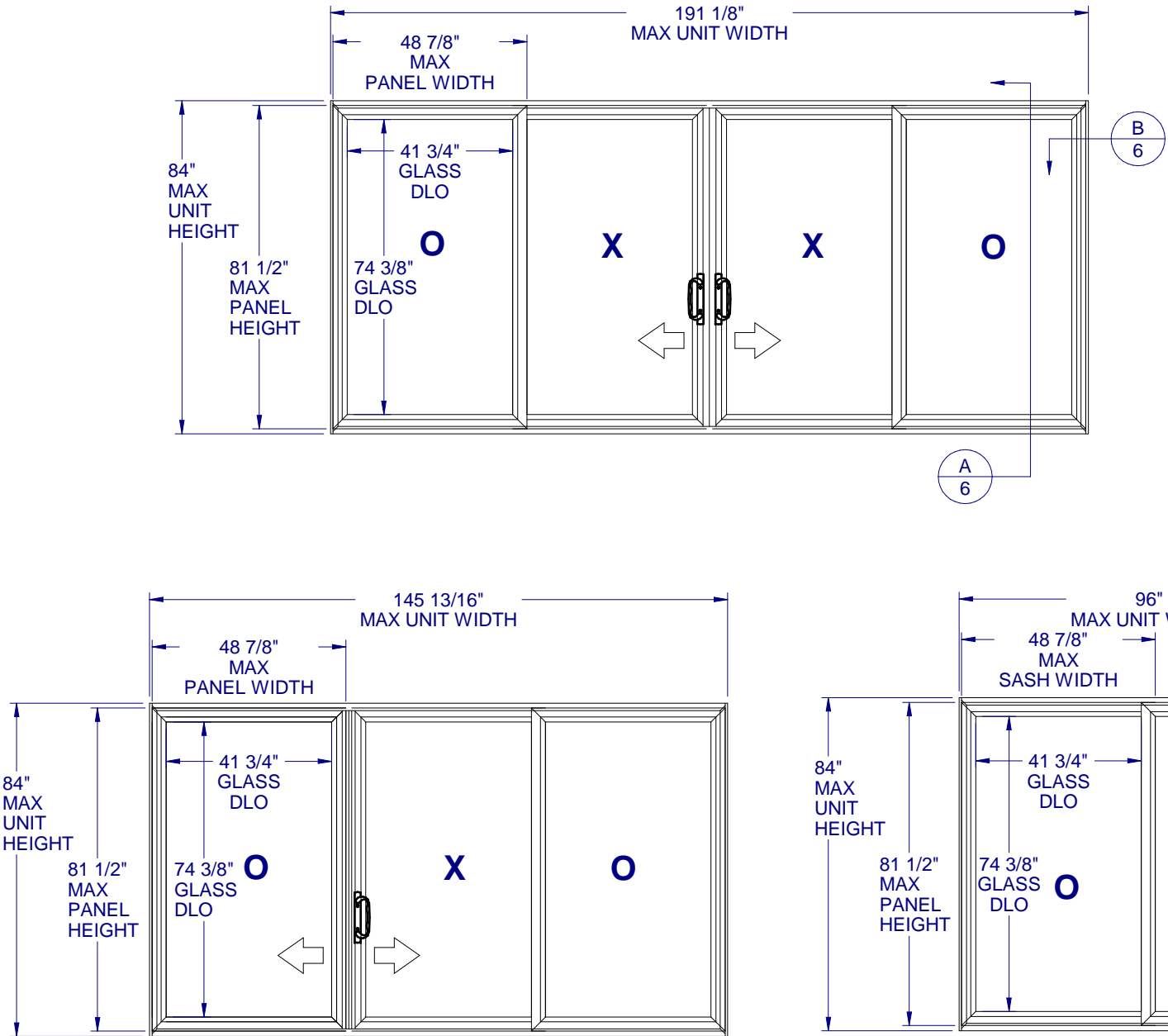


TABLE OF CONTENTS

GENERAL NOTES & ELEVATIONS....1

SECTION VIEWS & GLAZING.....2-3

EXTRUSIONS & B.O.M.....4

ANCHOR SCHEDULE & NOTES.....5

INSTALLATION DETAILS.....6

DESIGN PRESSURE RATING	IMPACT RATING
+/-55 PSF	LARGE MISSILE IMPACT

GENERAL NOTES:

1. THE PRODUCT SHOWN HEREIN IS DESIGNED AND MANUFACTURED TO COMPLY WITH THE FLORIDA BUILDING CODE (FBC), CURRENT EDITION AND IS RATED FOR WIND ZONE 3 MISSILE LEVEL D IMPACT USE AS DEFINED IN ASTM E 1996 PER THE FBC.
2. GLAZING DETAIL: (SEE SHEET 2)
3. APPROVED CONFIGURATIONS: "OXXO", "OXO", "XO", "OX"
4. DESIGN PRESSURES:
 - NEGATIVE DESIGN LOADS BASED ON TESTED PRESSURE AND GLASS TABLES ASTM E-1300-04e01/09.
 - POSITIVE DESIGN LOADS BASED ON TESTED PRESSURE, WATER INFILTRATION TEST PRESSURE, AND GLASS TABLES ASTM E-1300-04e01/09.
5. ANCHORAGE: THE 33 1/3% STRESS INCREASE HAS NOT BEEN USED IN THE DESIGN OF THIS PRODUCT. SEE SHEET 6 FOR INSTALLATION DETAIL. WIND LOAD DURATION FACTOR Cd=1.6 WAS USED FOR WOOD ANCHOR CALCULATIONS.
6. PRODUCTS APPROVED FOR IMPACT RESISTANCE. SHUTTERS ARE NOT REQUIRED.
7. ALL FRAMES ARE PROCESSED AND SCREWED TOGETHER. VENTS FULLY WELDED.
8. SERIES / MODEL DESIGNATION: SGD-8900.
9. THE DESIGNATION X AND O STAND FOR THE FOLLOWING:
X=OPERABLE SASH, O=FIXED SASH.
10. SECTION CALLOUTS APPLY TO ALL CONFIGURATIONS.
11. EXTERNAL WEEP SLOT = 1/4 x 1" LOCATED 4" FROM BOTH ENDS.
12. INSTALLATION WITH NO SILL RISER ALLOWED ONLY WHERE WATER INFILTRATION RESISTANCE IS NOT REQUIRED.

Custom WINDOW SYSTEMS

1900 SW 44TH AVE.
OCALA, FLORIDA 34474
WWW.CWS.CC

8900 PVC
SLIDING GLASS
DOOR - IMPACT

PROPRIETARY AND CONFIDENTIAL

THE INFORMATION CONTAINED IN THIS DRAWING IS THE SOLE PROPERTY OF CUSTOM WINDOW SYSTEMS, INC. ANY REPRODUCTION IN PART OR AS A WHOLE WITHOUT THE WRITTEN PERMISSION OF CUSTOM WINDOW SYSTEMS, INC IS PROHIBITED.



8/5/2020

LUCAS A. TURNER, P.E.
FL PE # 58201
2428 Old Natchez Trc Trl
Camden, TN 38320
PH. 941-380-1574

SHEET DESCRIPTION:


GENERAL NOTES AND
ELEVATIONS

DRAWN BY:	DATE:
EMK	12/10/14
DWG #:	REV.:
CWS-1042	B
SCALE:	SHEET
1:40	1 OF 6

8900 PVC
SLIDING GLASS
DOOR - IMPACT

PROPRIETARY AND CONFIDENTIAL

THE INFORMATION CONTAINED IN
THIS DRAWING IS THE SOLE
PROPERTY OF CUSTOM WINDOW
SYSTEMS, INC. ANY
REPRODUCTION IN PART OR AS A
WHOLE WITHOUT THE WRITTEN
PERMISSION OF CUSTOM WINDOW
SYSTEMS, INC IS PROHIBITED.



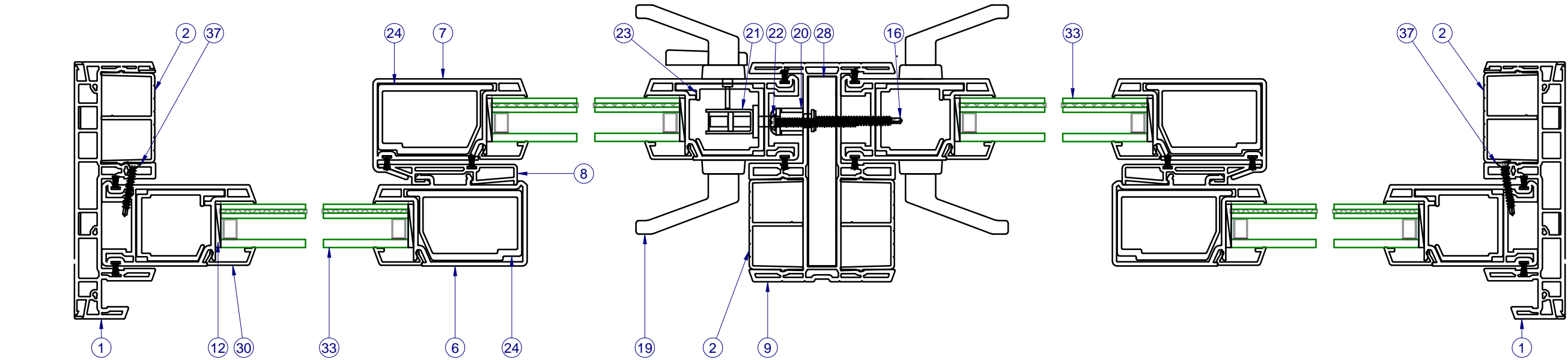
8/5/2020

LUCAS A. TURNER, P.E.
FL PE # 58201
2428 Old Natchez Trc Trl
Camden, TN 38320
PH. 941-380-1574

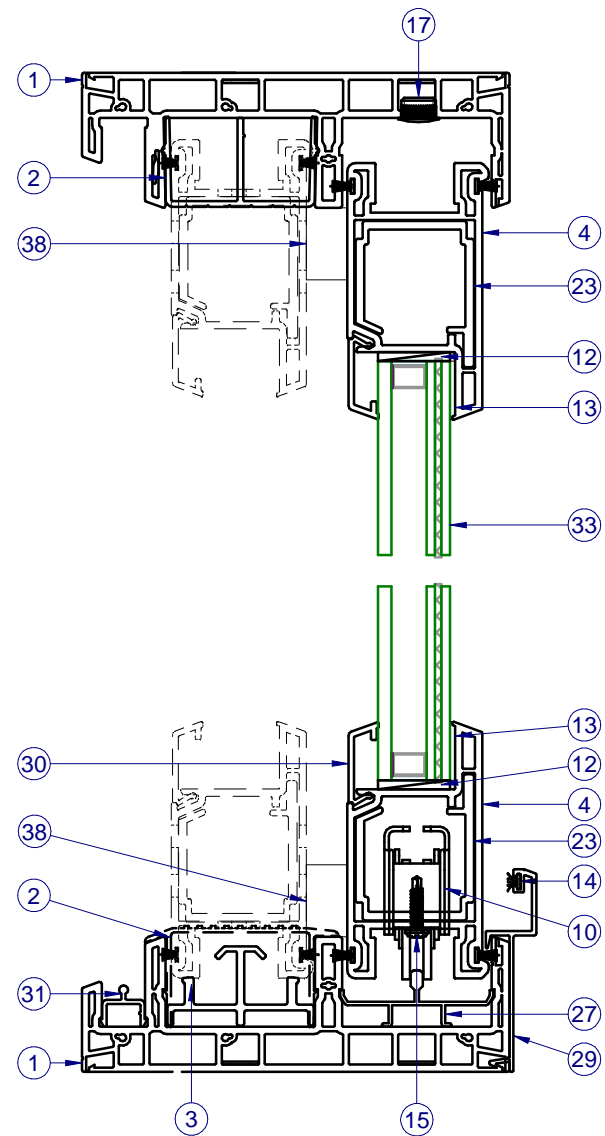
SHEET DESCRIPTION:

SECTION VIEWS - OXXO
AND GLAZING DETAIL

DRAWN BY:	DATE:
EMK	12/10/14
DWG #:	REV.:
CWS-1042	B
SCALE:	SHEET
1:2.63	2 OF 6



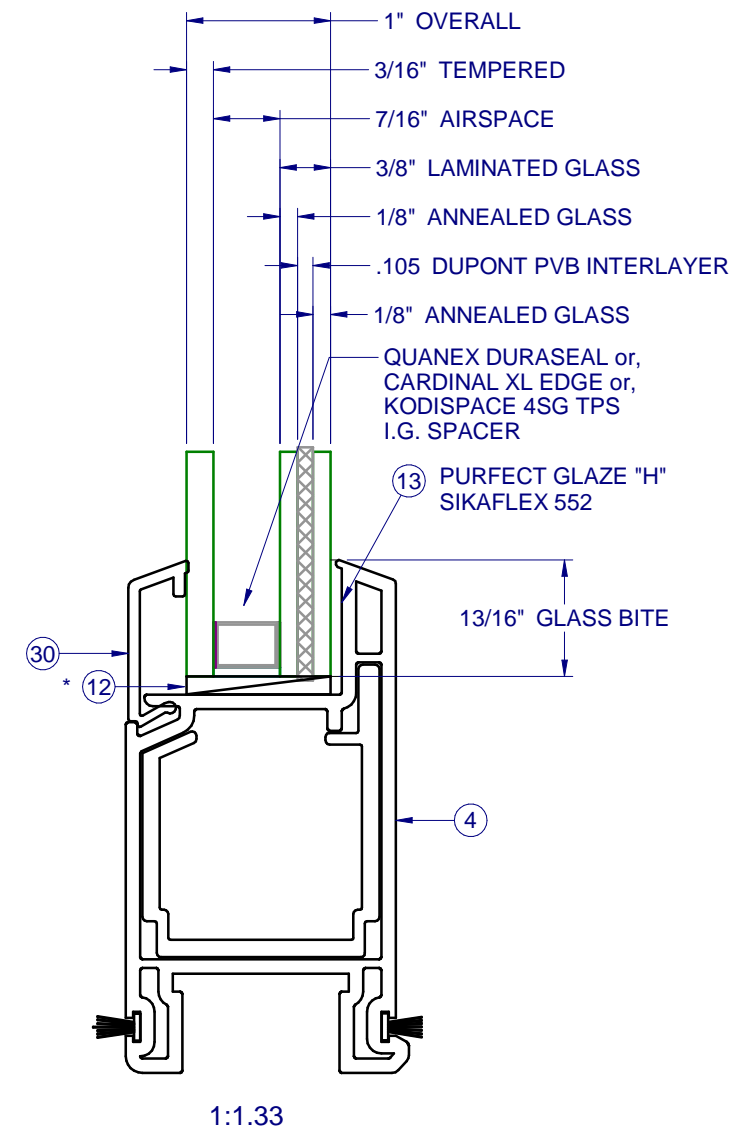
TYPICAL OXXO HORIZONTAL SECTION



TYPICAL VERTICAL SECTION

NOTE:
INSTALLATION WITH NO SILL RISER ALLOWED ONLY WHERE
WATER INFILTRATION RESISTANCE IS NOT REQUIRED.

* SETTING BLOCKS PER FBC 2411.3.3.1



8900 PVC
SLIDING GLASS
DOOR - IMPACT

PROPRIETARY AND CONFIDENTIAL

THE INFORMATION CONTAINED IN
THIS DRAWING IS THE SOLE
PROPERTY OF CUSTOM WINDOW
SYSTEMS, INC. ANY
REPRODUCTION IN PART OR AS A
WHOLE WITHOUT THE WRITTEN
PERMISSION OF CUSTOM WINDOW
SYSTEMS, INC IS PROHIBITED.



8/5/2020

LUCAS A. TURNER, P.E.
FL PE # 58201
2428 Old Natchez Trc Trl
Camden, TN 38320
PH. 941-380-1574

SHEET DESCRIPTION:

SECTION VIEWS - OXO
AND XO/OX

DRAWN BY:

EMK

DATE:

12/10/14

DWG #:

CWS-1042

REV.:

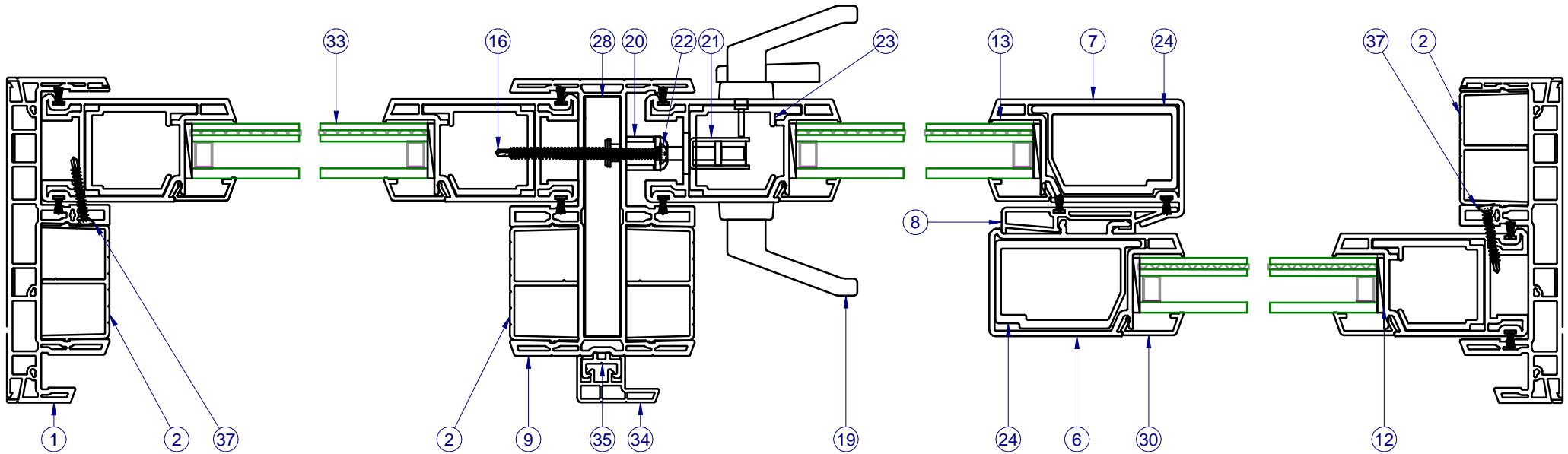
B

SCALE:

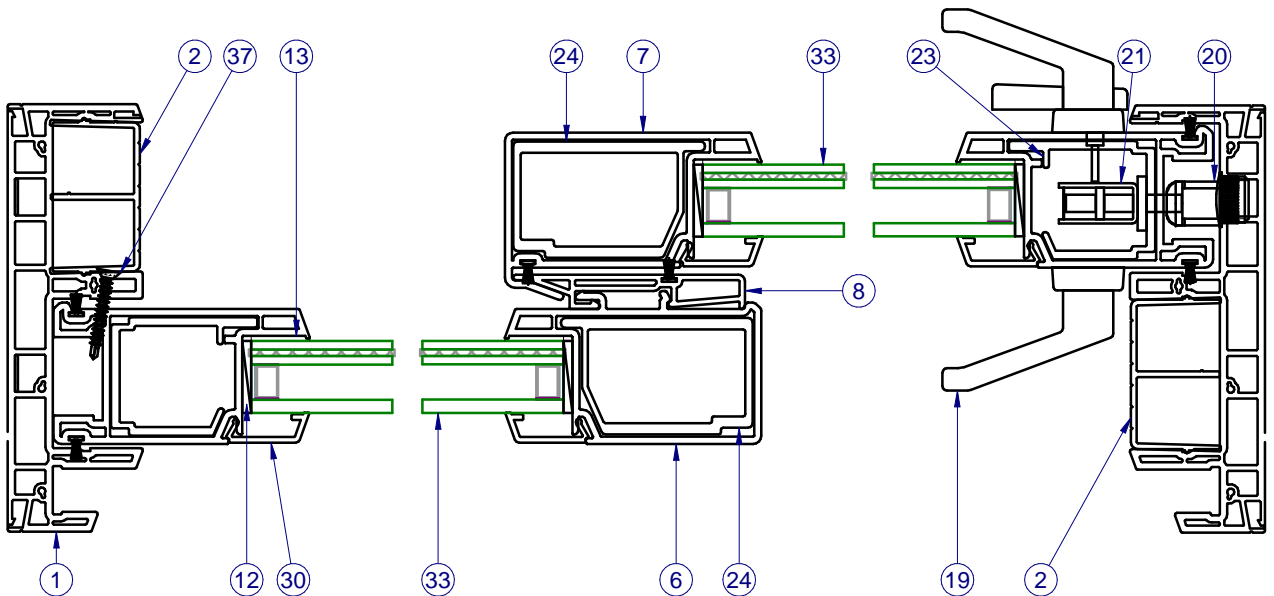
1:2.63

SHEET

3 OF 6



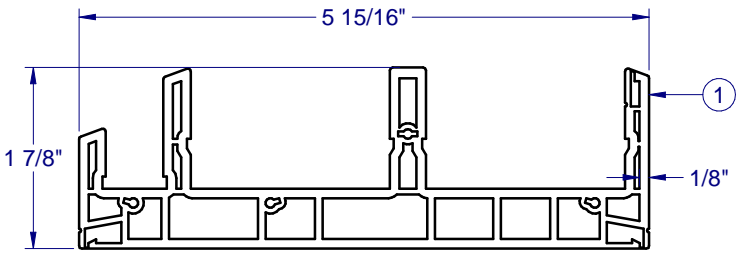
TYPICAL OXO HORIZONTAL SECTION



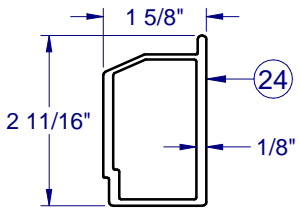
TYPICAL XO HORIZONTAL SECTION

- NOTES:
1. ITEMS NOT SHOWN FOR CLARITY: 10, 26-32
 2. VERTICAL SECTION CAN BE SSEN ON SHEET 2.

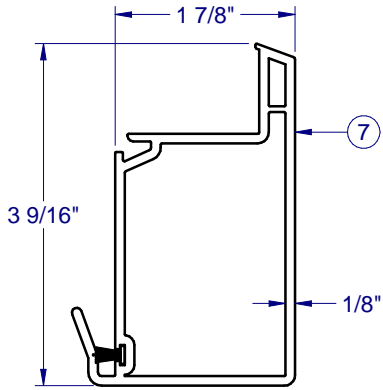
PARTS LIST			
ITEM	PART NO.	DESCRIPTION	MATERIAL
1	H-6042	FRAME, MAIN, SGD	PVC
2	S-6040	THRESHOLD/FILLER, SGD	PVC
3	S-1722	SUPPORT BLOCK, FIXED, SGD	ALUM
4	H-6059	PANEL TOP/BOTTOM RAIL, SGD	PVC
5	H-6059	PANEL SIDE RAIL, SGD	PVC
6	H-6033	PANEL, INTERLOCK, FIXED	PVC
7	H-6060	PANEL, INTERLOCK, OPERABLE	PVC
8	H-6061	INTERLOCK, SNAP-ON	PVC
9	H-6043	ASTRAGAL, SGD,	PVC
10	P-3142	ROLLER, TANDEM	STEEL
11	P-3342	SEAM SEALER, SM-5504	
12	P-5615	SET. BLOCK, 85 DUR. 1/8" X 1" X 2"	RUBBER
13	P-3438	SIKAFLEX 552 OR PURFECT GLAZE "H"	
14	P-3429	WSTP., 0.270 X .187, BACK FINSEAL	
15	P-3539	#8 X 3/4" QUAD PHILIPS, TEK	ZINC
16	P-3557	#10 x 2, HEXHEAD, TEK	ZINC
17	P-5588	CAP PLUG, 1/2" HOLE	NYLON
19	P-3789	LOCK & HANDLE KIT, PVC, SGD	STEEL
20	P-3792	3/4" KEEPER	SS
21	P-3793	MORTISE LOCK	SS
22	P-4136	#10 x 2, PAN HEAD PHIL, SMS	STEEL
23	S-1775	REINFORCEMENT, ALUM., PANEL	ALUM
24	H-1993	REINFORCEMENT, ALUM., PANEL	ALUM
27	S-1930	PANEL TRACK, ALUMINUM, SGD, SILL	ALUM
28	S-1726	REINFORCEMENT, ASTRAGAL, SGD	ALUM
29	S-1737	HIGHRISE SILL, ALUMINUM	ALUM
30	S-6037	GLAZING BEAD 1.00", SGD	PVC
31	S-6041	TRACK, SCREEN, SGD	PVC
32	S-1764	SILL THRESHOLD COVER	ALUM
33		GLASS (SEE SHEET 2)	
34	H-6044	SCREEN CHANNEL	PVC
35	S-6045	SCREEN ADAPTOR	PVC
36	P-4278	WSTP., 0.2" X 1.25" DUST PLUG	
37	P-3516	#8 x 1-1/2" Flat Head Fixed Panel Screw	STEEL
38	P-4366	WSTP., 1" X 7.1" X 0.7" DUST PLUG	



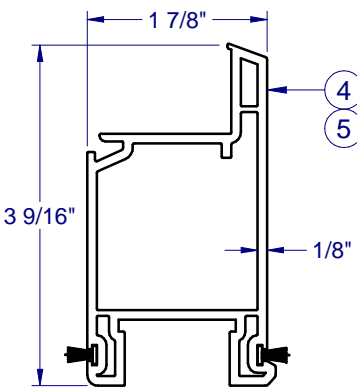
PVC OUTER FRAME - 6042



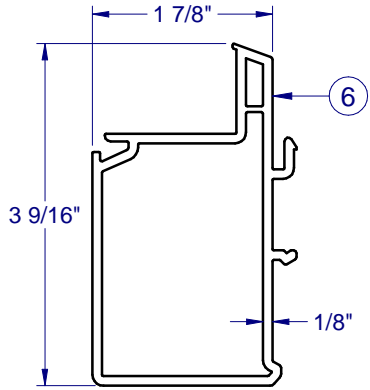
REINF. - 1993



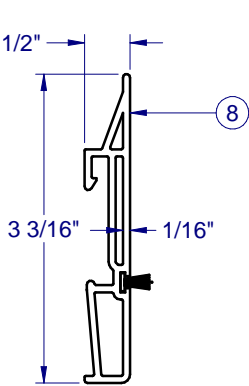
PVC PNL INTERLOCK - 6060



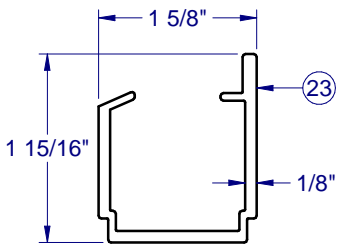
PVC PNL LOCKSTILE - 6059



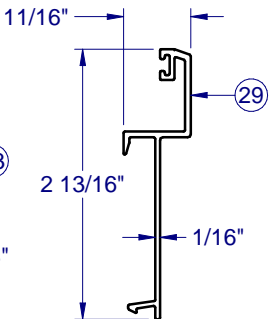
PVC PNL INTERLOCK - 6033



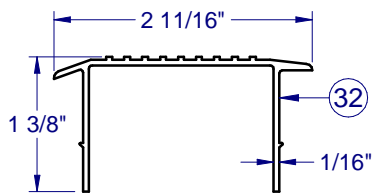
PVC INTERLOCK SNAP - 6061



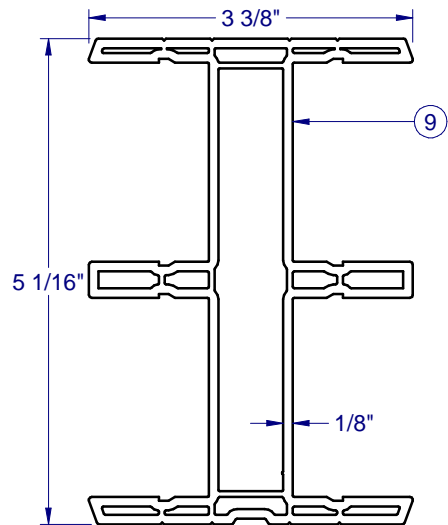
REINF. - 1775



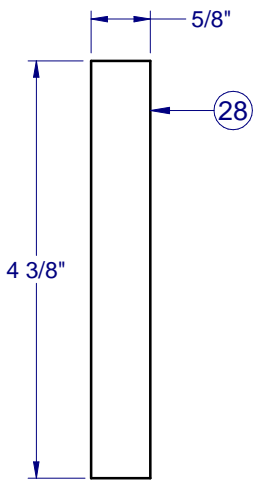
HIGHRISE - 1737



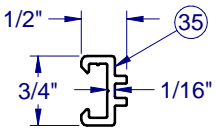
SILL THRESH COVER -1764



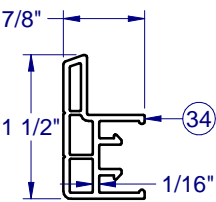
PVC ASTRAGAL - 6043



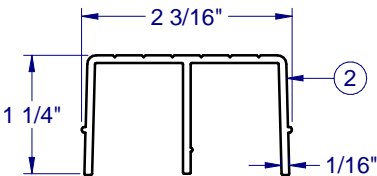
REINF. - 1726



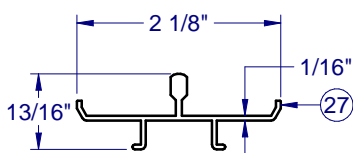
PVC SCREEN ADAPTOR - 6045



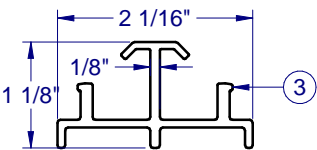
PVC SCREEN CHANNEL - 6044



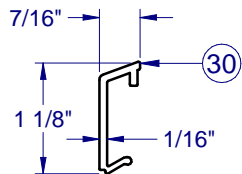
PVC TRACK FILLER - 6040



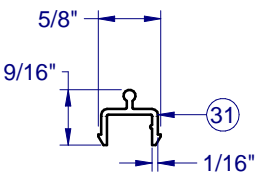
ROLLER TRACK - 1930



FIXED PNL SUPPORT - 1722

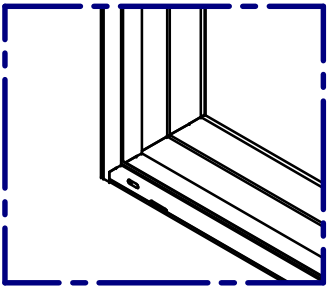


PVC GLAZING BEAD - 6037



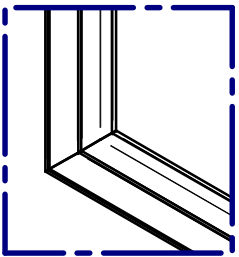
PVC SCREEN TRACK - 6041

FRAME CONSTRUCTION



FRAME CORNERS
SCREWED TOGETHER

VENT CONSTRUCTION



VENTS FULLY
WELDED

Custom
WINDOW SYSTEMS

1900 SW 44TH AVE.
OCALA, FLORIDA 34474
WWW.CWS.CC

8900 PVC
SLIDING GLASS
DOOR - IMPACT

PROPRIETARY AND CONFIDENTIAL

THE INFORMATION CONTAINED IN
THIS DRAWING IS THE SOLE
PROPERTY OF CUSTOM WINDOW
SYSTEMS, INC. ANY
REPRODUCTION IN PART OR AS A
WHOLE WITHOUT THE WRITTEN
PERMISSION OF CUSTOM WINDOW
SYSTEMS, INC IS PROHIBITED.



8/5/2020

LUCAS A. TURNER, P.E.
FL PE # 58201
2428 Old Natchez Trc Trl
Camden, TN 38320
PH. 941-380-1574

SHEET DESCRIPTION:

BOM AND EXTRUSIONS

DRAWN BY:

EMK

DWG #:

CWS-1042

SCALE:

1:2

DATE:

12/10/14

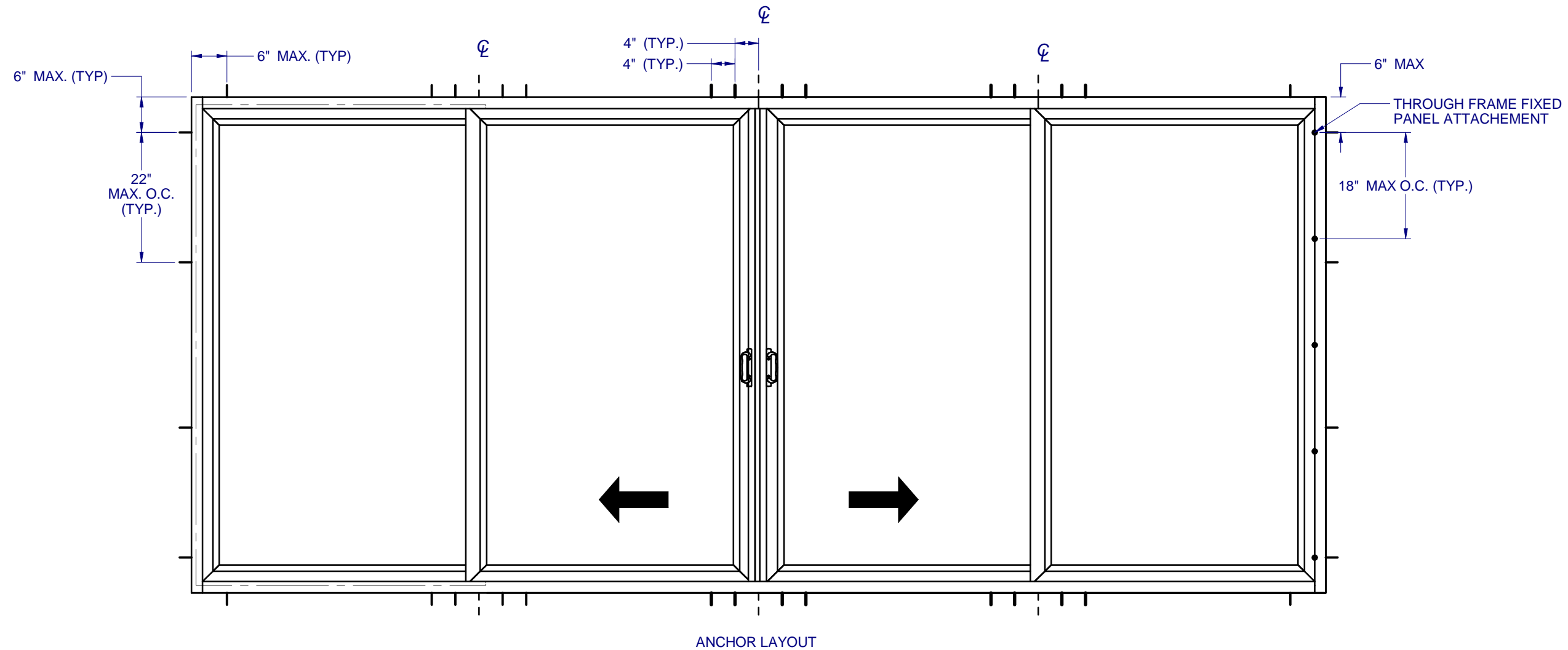
REV.:

B

SHEET
4 OF 6

LINE ITEMS NOT USED:
18, 25-26

NOTE: ALL ALUMINUM EXTRUSIONS ARE 6063-T6 UNLESS OTHERWISE SPECIFIED.



NOTES:

1. INSTALL TWO ANCHORS AT EACH LOCATION. SILL ANCHOR SPACING SAME AS HEAD.
2. SHIM AS REQ'D AT EACH INSTALLATION ANCHOR USING LOAD BEARING SHIMS. MAX. ALLOWABLE SHIM STACK TO BE 1/4". USE SHIMS WHERE SPACE GREATER THAN 1/16" IS PRESENT. LOAD BEARING SHIMS SHALL BE CONSTRUCTED OF HIGH DENSITY PLASTIC OR BETTER. WOOD SHIMS ARE NOT ALLOWED.
3. ANCHOR TYPE, SIZE, SPACING AND EMBEDMENT SHALL BE AS SPECIFIED IN THESE DRAWINGS, SEE TABLE 1, SHEET 6.
4. ALL INSTALLATION ANCHORS MUST BE MADE OF OR PROTECTED WITH A CORROSION RESISTANT MATERIAL OR COATING. DISSIMILAR METALS OR MATERIALS IN CONTACT WITH PRESSURE TREATED WOOD MUST BE PROTECTED TO PREVENT REACTION.
5. INSTALLATION ANCHORS SHALL BE IN ACCORDANCE WITH ANCHOR MANUFACTURER'S INSTALLATION INSTRUCTIONS, AND ANCHORS SHALL NOT BE USED IN SUBSTRATES WITH STRENGTHS LESS THAN THE MINIMUM SPECIFIED IN TABLE 1, SHEET 6.
6. ANCHOR EMBEDMENT TO SUBSTRATE SHALL BE BEYOND WALL DRESSING OR STUCCO. FOR CONCRETE/CMU OPENINGS, EMBEDMENT SHALL BE BEYOND WOOD BUCKS, IF USED, INTO SUBSTRATE. INSTALLATIONS TO SOLID CONCRETE OR GROUT-FILLED CMU MAY INCLUDE BUT DO NOT REQUIRE 1X WOOD BUCKS BETWEEN THE PRODUCT AND SUBSTRATE. INSTALLATIONS TO HOLLOW CMU REQUIRE THE USE OF 1X BUCKS BETWEEN THE PRODUCT AND SUBSTRATE.
7. A MINIMUM 2-7/16" CENTER-TO-CENTER SPACING SHALL BE MAINTAINED BETWEEN ALL MASONRY FASTENERS. A MINIMUM 1" CENTER-TO-CENTER SPACING SHALL BE MAINTAINED BETWEEN ALL WOOD AND METAL FASTENERS.
8. WOOD OR MASONRY OPENINGS, BUCKS AND BUCK FASTENERS SHALL BE PROPERLY DESIGNED BY THE ARCHITECT OR ENGINEER OF RECORD AND INSTALLED TO TRANSFER WIND LOADS TO THE STRUCTURE. SUBSTRATES SHALL MEET THE MINIMUM STRENGTH REQUIREMENTS AS SHOWN IN TABLE 1, SHEET 6. CONCRETE AND MASONRY SUBSTRATES MAY NOT BE CRACKED.
9. SEALING AND FLASHING STRATEGIES FOR OVERALL WATER RESISTANCE OF INSTALLATION SHALL BE DONE BY OTHERS FOLLOWING THE CURRENT VERSION OF THE REFERENCE DOCUMENTS:
FMA/AAMA 100(FIN WINDOWS), FMA/AAMA 200(FLANGE WINDOWS), FMA/WDMA 250(BOX WINDOWS), FMA/AAMA/WDMA 300(EXTERIOR DOORS).

**8900 PVC
SLIDING GLASS
DOOR - IMPACT**

PROPRIETARY AND CONFIDENTIAL
THE INFORMATION CONTAINED IN
THIS DRAWING IS THE SOLE
PROPERTY OF CUSTOM WINDOW
SYSTEMS, INC. ANY
REPRODUCTION IN PART OR AS A
WHOLE WITHOUT THE WRITTEN
PERMISSION OF CUSTOM WINDOW
SYSTEMS, INC IS PROHIBITED.

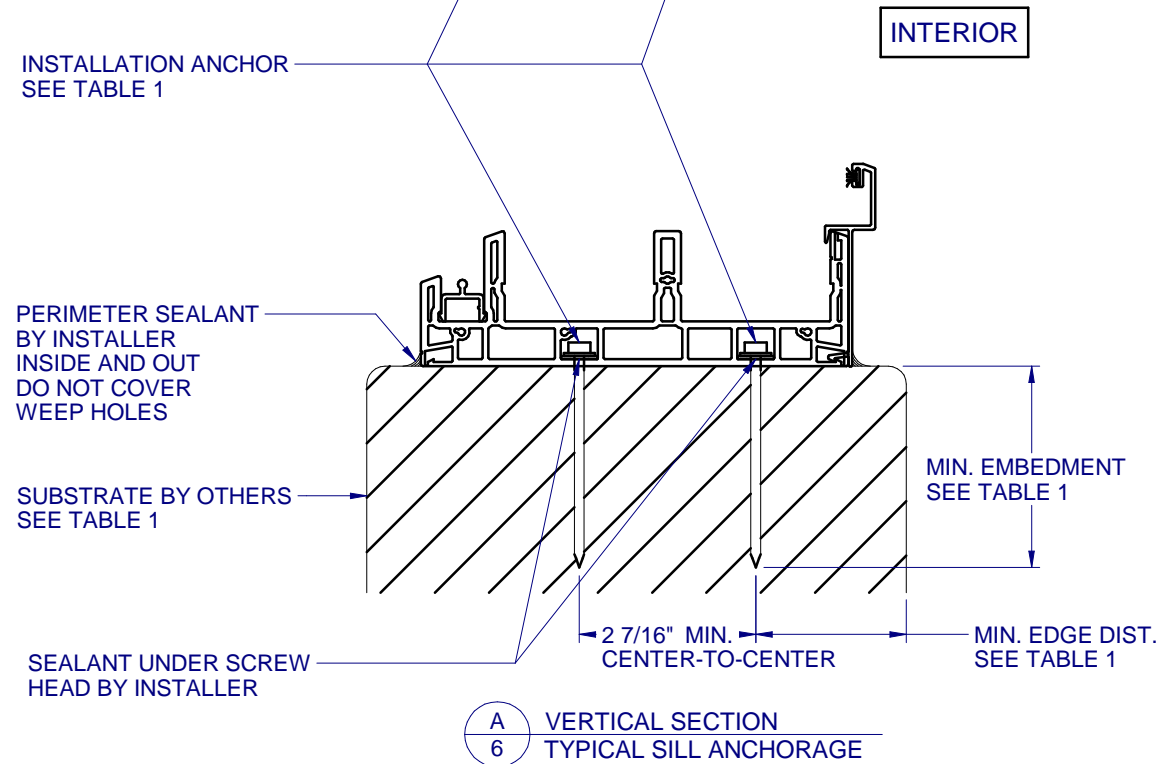
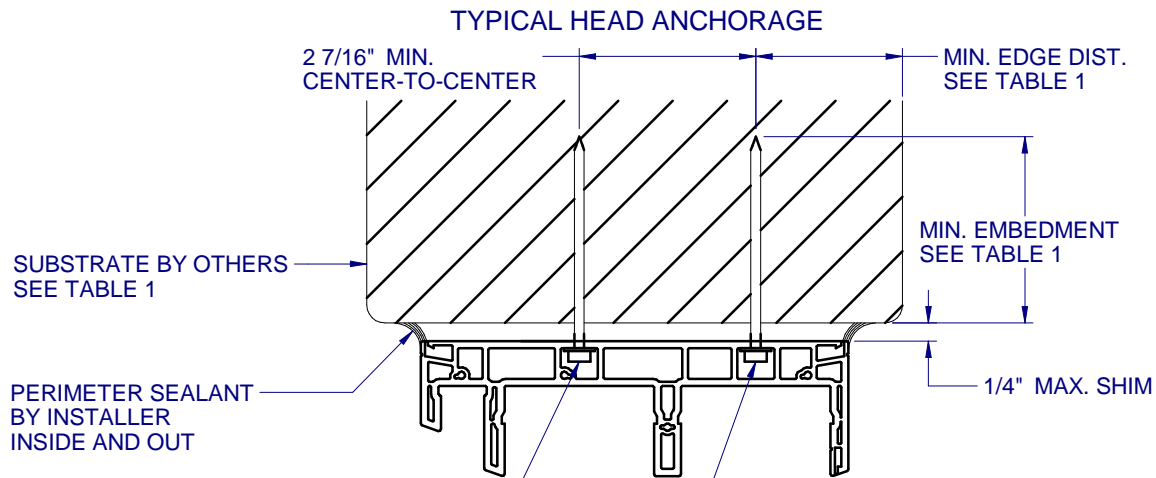


8/5/2020

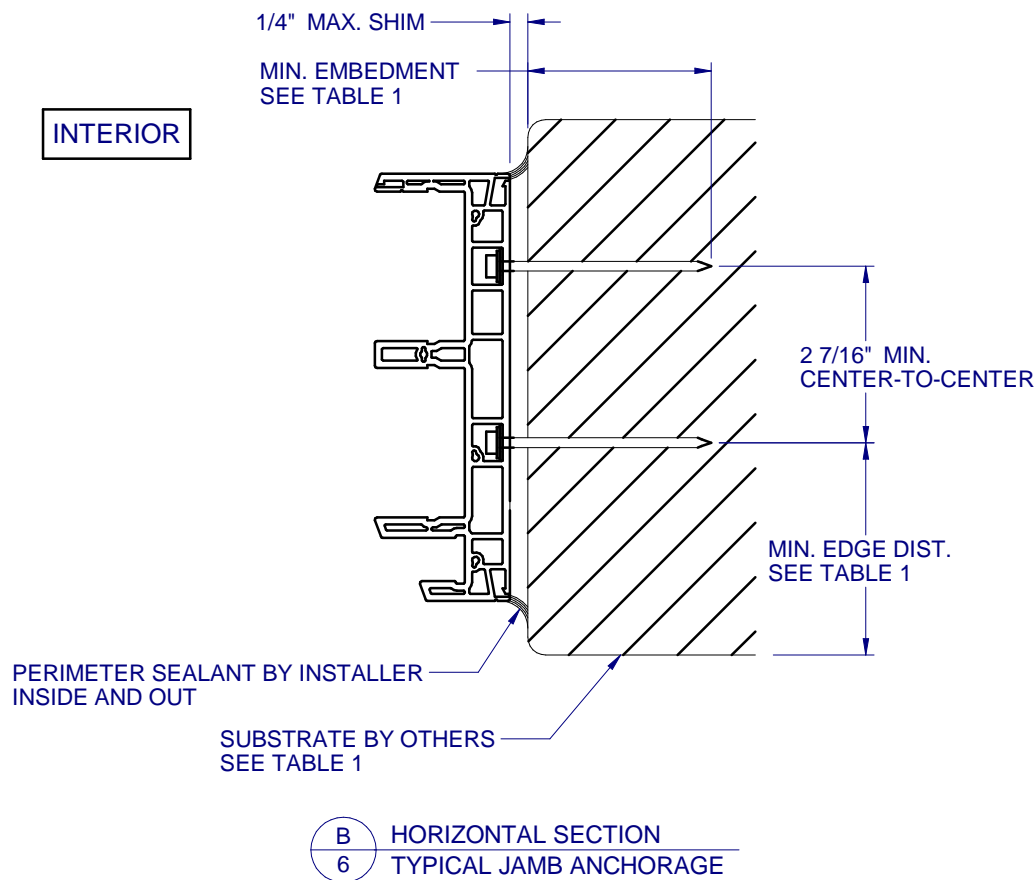
LUCAS A. TURNER, P.E.
FL PE # 58201
2428 Old Natchez Trc Trl
Camden, TN 38320
PH. 941-380-1574

SHEET DESCRIPTION:
**ANCHOR SCHEDULE,
NOTES AND STAGGER
PATTERN**

DRAWN BY:	DATE:
EMK	12/10/14
DWG #:	REV.:
CWS-1042	B
SCALE:	SHEET
1:20	5 OF 6



A
6 VERTICAL SECTION
TYPICAL SILL ANCHORAGE



B
6 HORIZONTAL SECTION
TYPICAL JAMB ANCHORAGE

TABLE 1: APPROVED INSTALLATION FASTENERS			
SUBSTRATE TYPE	ANCHOR TYPE	MIN. EMBEDMENT	MIN. EDGE DIST.
CONCRETE (2.0 KSI MIN.)	3/16" ITW TAPCON	1"	3"
CONCRETE (2.85 KSI MIN.)	3/16" ELCO ULTRACON	1-3/4"	1"
HOLLOW OR GROUT-FILLED CMU (117 PCF MIN.)	3/16" ITW TAPCON	1"	3"
HOLLOW OR GROUT-FILLED CMU (ASTM C-90)	3/16" ELCO ULTRACON	1-1/4"	2-1/2"
2X MIN. SOUTHERN PINE (G=0.55)	3/16" ITW TAPCON	1-3/8"	1"
2X MIN. SOUTHERN PINE (G=0.55)	#10 WOOD SCREW	1-3/8"	1"
16 GAUGE (0.060") MIN. STEEL STUD (33 KSI YIELD MIN)	#10-16 HILTI KWIK-FLEX OR ITW TEKS SELF-DRILLING SCREW	FULL THREAD THRU 0.060"	7/16"
1/8" ALUM. (6063-T5 MIN.) OR 1/8" STEEL (33 KSI MIN.)	#10 GRADE 5 SELF-TAPPING / DRILLING SCREW	FULL THREAD THRU 0.125"	7/16"

**8900 PVC
SLIDING GLASS
DOOR - IMPACT**

PROPRIETARY AND CONFIDENTIAL

THE INFORMATION CONTAINED IN THIS DRAWING IS THE SOLE PROPERTY OF CUSTOM WINDOW SYSTEMS, INC. ANY REPRODUCTION IN PART OR AS A WHOLE WITHOUT THE WRITTEN PERMISSION OF CUSTOM WINDOW SYSTEMS, INC IS PROHIBITED.



8/5/2020

LUCAS A. TURNER, P.E.
FL PE # 58201
2428 Old Natchez Trc Trl
Camden, TN 38320
PH. 941-380-1574

SHEET DESCRIPTION:

INSTALLATION DETAILS

DRAWN BY:	DATE:
EMK	12/10/14
DWG #:	REV.:
CWS-1042	B
SCALE:	SHEET
1:2	6 OF 6