

**TEST REPORT**

**Report No.:** B0805.02-801-44

**Rendered to:**


GLASSCRAFT DOOR COMPANY  
Houston, Texas

**PRODUCT TYPE:** In-Swing Fiberglass Door with Side Lites  
**SERIES/MODEL:** Fiberglass Glazed Door

<b>Title</b>	<b>Summary of Results</b>
Design Pressure	+1513 Pa (+31.6 psf)
Negative Design Pressure	-1657 Pa (-34.6 psf)

**This report contains in its entirety:**

**Cover Page:** 1 page  
**Report Body:** 6 pages  
**Drawings:** 14 pages



Digitally Signed by: Shawn G. Collins

2011.08.03 15:22:21 -04'00'

Reference must be made to Report No. B0805.02-801-44, dated 06/23/11 for complete test specimen description and detailed test results.

**1.0 Report Issued To:** GlassCraft Door Company  
2002 Brittmoore Street  
Houston, Texas 77043

**2.0 Test Laboratory:** Architectural Testing, Inc.  
2865 Market Loop  
Southlake, Texas 76092  
(817) 410-7202

**3.0 Project Summary:**

**3.1 Product Type:** In-Swing Fiberglass Door with Side Lites

**3.2 Series/Model:** Fiberglass Door

**3.3 Compliance Statement:** Results obtained are tested values and were secured by using the designated test method(s). The samples tested met the performance requirements set forth in the referenced test procedures for a +1513/-1657 Pa (+31.6/-34.6 psf)

**3.4 Test Dates:** 06/15/2011

**3.5 Test Location:** Architectural Testing, Inc. test facility in Southlake, Texas.

**3.6 Test Sample Source:** The test specimens were provided by the client. Representative samples of the test specimens will be retained by Architectural Testing for a minimum of four years from the test completion date.

**3.7 Drawing Reference:** The test specimen drawings have been reviewed by Architectural Testing and are representative of the test specimen(s) reported herein. Test specimen construction was verified by Architectural Testing per the drawings located in Appendix B. Any deviations are documented herein or on the drawings.

**3.8 List of Official Observers:**

<u>Name</u>	<u>Company</u>
Chris Longoria	Architectural Testing, Inc.
Tom Klein	Architectural Testing, Inc.

#### 4.0 Test Method(s):

ASTM E 330-02, *Test Method for Structural Performance of Exterior Windows, Curtain Walls and Doors by Uniform Static Air Pressure Difference.*

#### 5.0 Test Specimen Description:

##### 5.1 Product Sizes:

Overall Area: 4.6 m <sup>2</sup> (49.4 ft <sup>2</sup> )	Width		Height	
	millimeters	inches	millimeters	inches
Overall size	1845	72-5/8	2489	98
Door leaf	914	36	2419	95-1/4
Side panel (x2)	406	16	2419	95-1/4

##### 5.2 Frame Construction:

Frame Member	Material	Description
Head and jambs	Compressed fiberboard	1-1/4" x 4-5/8" cross section

	Joinery Type	Detail
All corners	Coped and butted	Secured with four #9 x 3" wood screws

##### 5.3 Leaf Construction:

Leaf Member	Material	Other
Rails and stiles	Fiberglass clad foam core	Solid, single pour foam core

##### 5.4 Side Panel Construction:

Leaf Member	Material	Other
Rails and stiles	Fiberglass clad foam core	Solid, single pour foam core

**5.5 Drainage:** Sloped threshold was utilized.

**5.0 Test Specimen Description:** (Continued)

**5.6 Weatherstripping:**

Description	Quantity	Location
U-shaped foam-filled vinyl bulb gasket with vinyl tongue insert	1 Row	Interior face frame jambs and head
Rubber double row bottom door sweep	1 Row	Threshold face bottom of door leaf

**5.7 Glazing:**

Glass Type	Spacer Type	Interior Lite	Exterior Lite	Glazing Method
1" IG	5/8" aluminum box spacer	1/8" tempered	Laminated consisting of 2 pieces of 1/8" tempered and 0.090"PVB interlayer	Interior glazed against a fiberglass glass stop to the exterior and a screw-in fiberglass glass stop to the interior. The glass was sealed full perimeter on the interior and exterior.

Location	Quantity	Daylight Opening		Glass Bite
		millimeters	inches	
Door leaf	1	533 x 1600	21 x 63	0.50"
Side lite	2	178 x 1600	7 x 63	0.50"

**5.8 Hardware:**

Description	Quantity	Location
Door hinge	4	12" and 28" from bottom; 9" and 34-1/2" from top; attached with two #9 x 3" and two #9 x 1" wood screws
3 point lock set	1	Lock stile of door leaf

**5.9 Reinforcement:** No reinforcement was utilized.



## 6.0 Installation:

The specimen was installed into a Spruce-Pine-Fir wood buck. The rough opening allowed for a 1/4" shim space.

Location	Anchor Description	Anchor Location
Side panel jambs	#9 x 3" wood screws	2" from corners and 12" o.c. thereafter
Side panel head and sill	#9 x 3" wood screw	Center of side panel
Door head and threshold	#9 x 3" wood screws	4" from corners and center

**7.0 Test Results:** The temperature during testing was 28.9°C (84°F). The results are tabulated as follows:

## 8.0

Title of Test	Results	Allowed	Note
<b>Uniform Load Deflection,</b> per ASTM E 330 taken at lock stile +1513 Pa (+31.6 psf) -1657 Pa (-34.6psf)	2.8 mm (0.11") 16.3 mm (0.64")	Report Only	1, 2
<b>Uniform Load Structural,</b> per ASTM E 330 taken at lock stile +2270 Pa (+47.4 psf) -2485Pa (-51.9 psf)	0.5 mm (0.02") <0.3 mm (<0.01")	Report Only	1, 2

**General Note:** All testing was performed in accordance with the referenced standard(s).

*Note 1: Loads were held for 10 seconds.*

*Note 2: Tape and film were used to seal against air leakage during structural testing. In our opinion, the tape and film did not influence the results of the test.*

The service life of this report will expire on the stated Test Record Retention End Date, at which time such materials as drawings, data sheets, samples of test specimens, copies of this report, and any other pertinent project documentation, shall be discarded without notice.

If test specimen contains glazing, no conclusions of any kind regarding the adequacy or inadequacy of the glass in any glazed test specimen(s) can be made. This report does not constitute certification of this product nor an opinion or endorsement by this laboratory. It is the exclusive property of the client so named herein and relates only to the specimen(s) tested. This report may not be reproduced, except in full, without the written approval of Architectural Testing, Inc.

For ARCHITECTURAL TESTING, Inc.



Digitally Signed by: Tom Klein

Tom Klein  
Technician



Digitally Signed by: Shawn G. Collins

Shawn G. Collins, P.E.  
Laboratory Support Engineer

AC:hd

Attachments (pages): This report is complete only when all attachments listed are included.  
Appendix-A: Drawings (14)

This report produced from controlled document template ATI 00479, issued 03/01/11.


<u>Rev. #</u>	<u>Date</u>	<u>Page(s)</u>	<u>Revision(s)</u>
1	08/02/11	1	Added FL PE Seal
		5	Replaced Andy Costs signature with Shawn Collins.
		Appendix A	Replaced drawings

Test Report No.: B0805.02-801-44  
Report Date: 06/23/11  
Test Record Retention End Date: 06/15/15


## **Appendix A**

### **Drawings**





In Swing



A

F



Architectural Testing

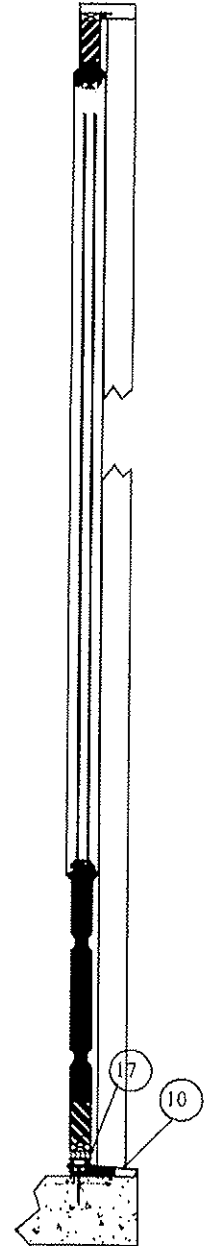

Test sample complies with these details.  
Deviations are noted.

Report# BOSSES-01-801-44

Date: 10/23/11 Tech: HQ

ELEVATION

**Glass\*Craft**  
Fiberglass Glazed Doors  
Single Door with Sidelites I/Sing



Section  
H-H

# Glass\*Craft

Fiberglass Glazed Doors

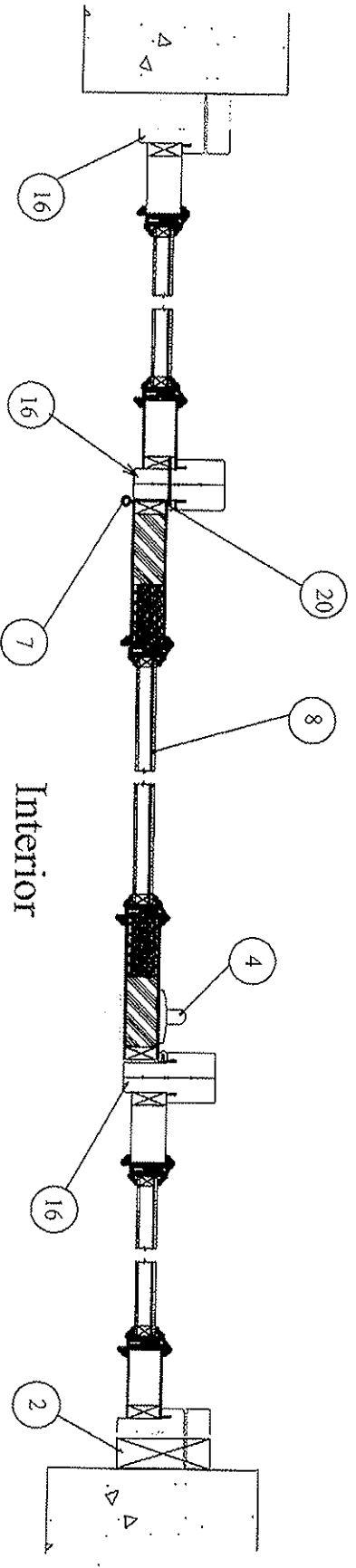
Single Door with Sidelites I/Sing



Architectural Testing

Test sample complies with these details.  
Deviations are noted.

Report# D0805-02801-14  
Date 10/20/11 Tech TR



**Architectural Testing**

Test sample carries with these details.  
 Deviations are noted.

Report# BOBOS-01-801-44

Date 10/25/11 Tech TD

**Glass\*Craft**

# List of Material

Item #	Description	Material
1	Masonry	CONC.
2	2x Buck	Wood
4	Imperial USA Ltd. 168MPL Glass Frame	Metal
5	Glass Frame	Plastic
7	Penrond 4"x4" 5/8" Radius Hinge	Metal
8	Impact Glass	Glass
10	Endura Sill ZAIL 5866 / I/S	Alum.
11	3" #9 Wood screw	Metal
12	#9x1" PFH Wood Screw	Metal
13	Imperial Lock Set IH400 OP6	Metal
16	Door Jamb	Composite
17	Bottom Door sweep	Rubber
18	10-32 Sex Bolt	Metal
20	weather strip	Foam
21	Endura Sill ZAIL 5866 / O/S	Alum.



Endura Sill  
ZAIL 5866 / I/S

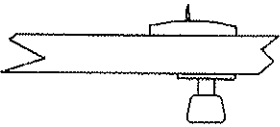
(10)



Architectural Testing

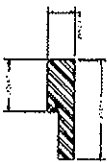
Test sample complies with these details.  
Deviations are noted.

Report# B0805.030.44  
Date 1/22/11 Tech AS



Imperial Lock Set

(134)



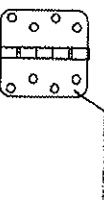
Door Jamb

(16)



weather strip

(20)



Penrond 4"x4" 5/8" Radius Hinge

(7)



Bottom Door sweep

(17)



Outer Frame



Inner Frame

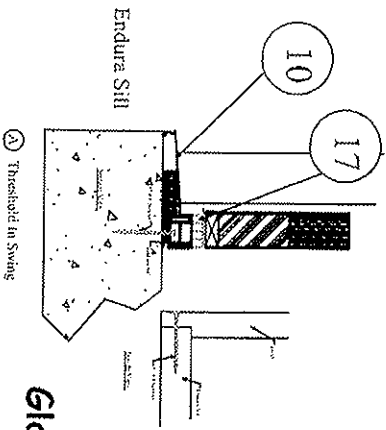
(5)

# Glass\*Craft

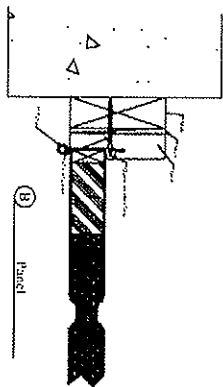
Fiberglass Glazed Doors



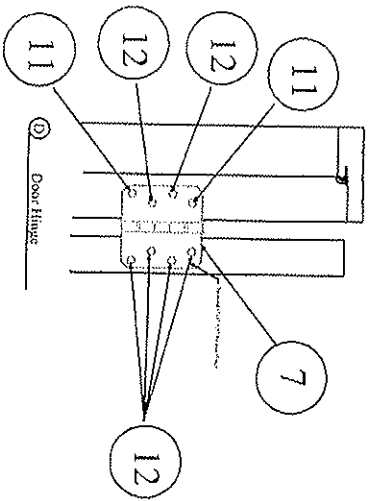




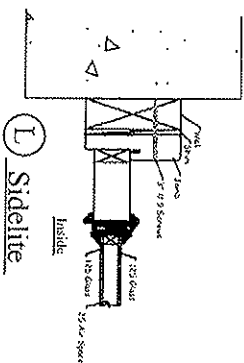
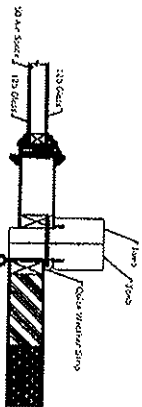
**Glass\*Craft**  
Single Door with Sidelites in Swing



**L Sidelite**



**J Sidelite Panel**




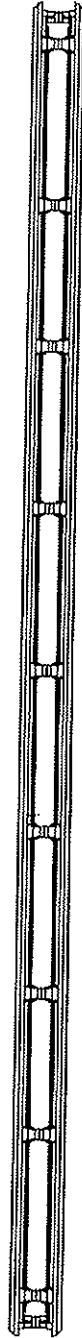
# Glass\*Craft

Fiberglass Glazed Doors

**Architectural Testing**

Test sample complies with these details.  
Deviations are noted.

Report# BD885-21-801-44  
Date 10/23/11 Tech TAD




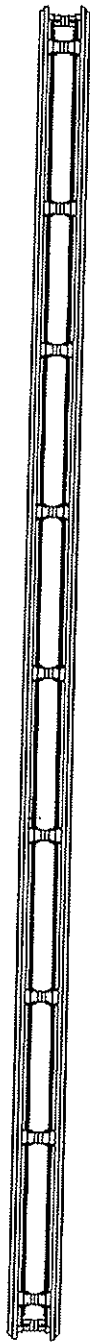
Architectural Testing

Test sample complies with these details.  
Deviations are noted.

Report# BDS05.08.01.44  
Date 10/23/11 Tech TK

**Glass\*Craft**

Fiberglass Glazed Doors



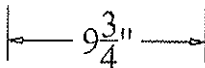
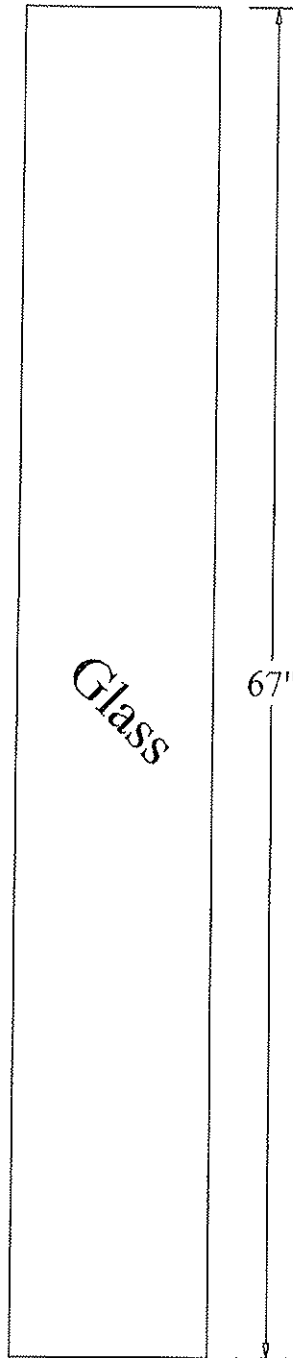
Architectural Testing

Test sample complies with these details  
Deviations are noted.

Report# B0805.01.801.44

Date 12/23/11 Tech AKO

**Glass\*Craft**  
Fiberglass Glazed Doors




Architectural Testing

Test sample complies with these details.  
Deviations are noted.

Report# B0805-01801-44  
Date 6/23/11 Tech HW

**Glass\*Craft**  
Fiberglass Glazed Doors





Architectural Testing

Test sample complies with these details.  
Deviations are noted.

Report# B0865.01-80.44  
Date 6/23/11 Tech AD

**Glass\*Craft**  
Fiberglass Glazed Doors





**Door**

**Sidelite**



Architectural Testing

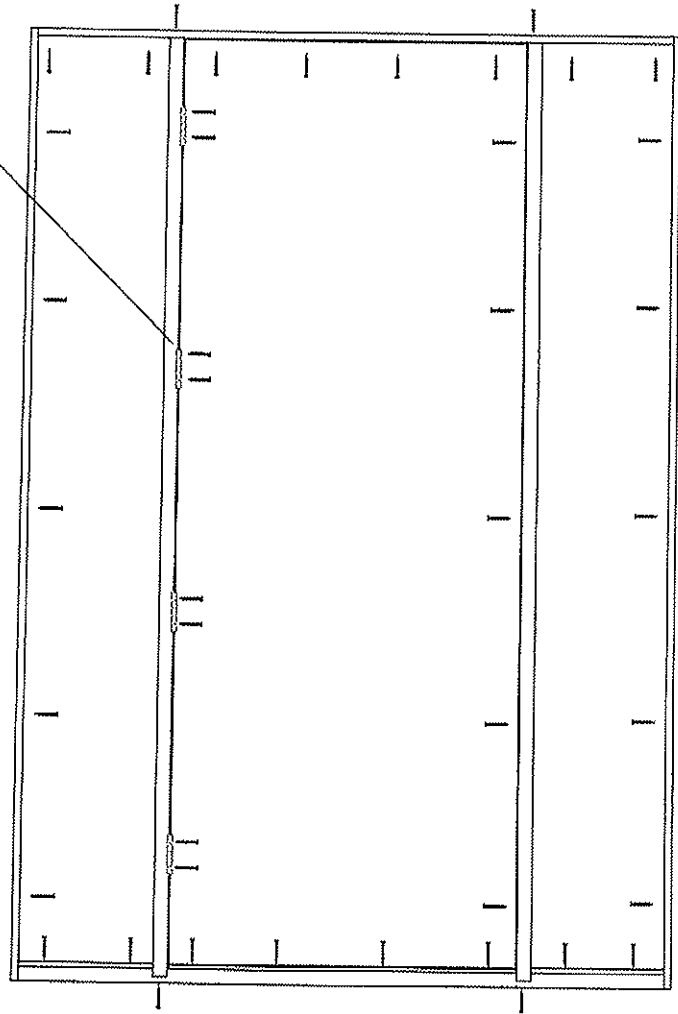
Test sample complies with these details.  
Deviations are noted.

Report# B0805.01.801-44

Date 6/23/11 Tech AK

**Glass\*Craft**  
Fiberglass Glazed Doors

See Hinge Detail



ANCHORING LOCATION



Architectural Testing

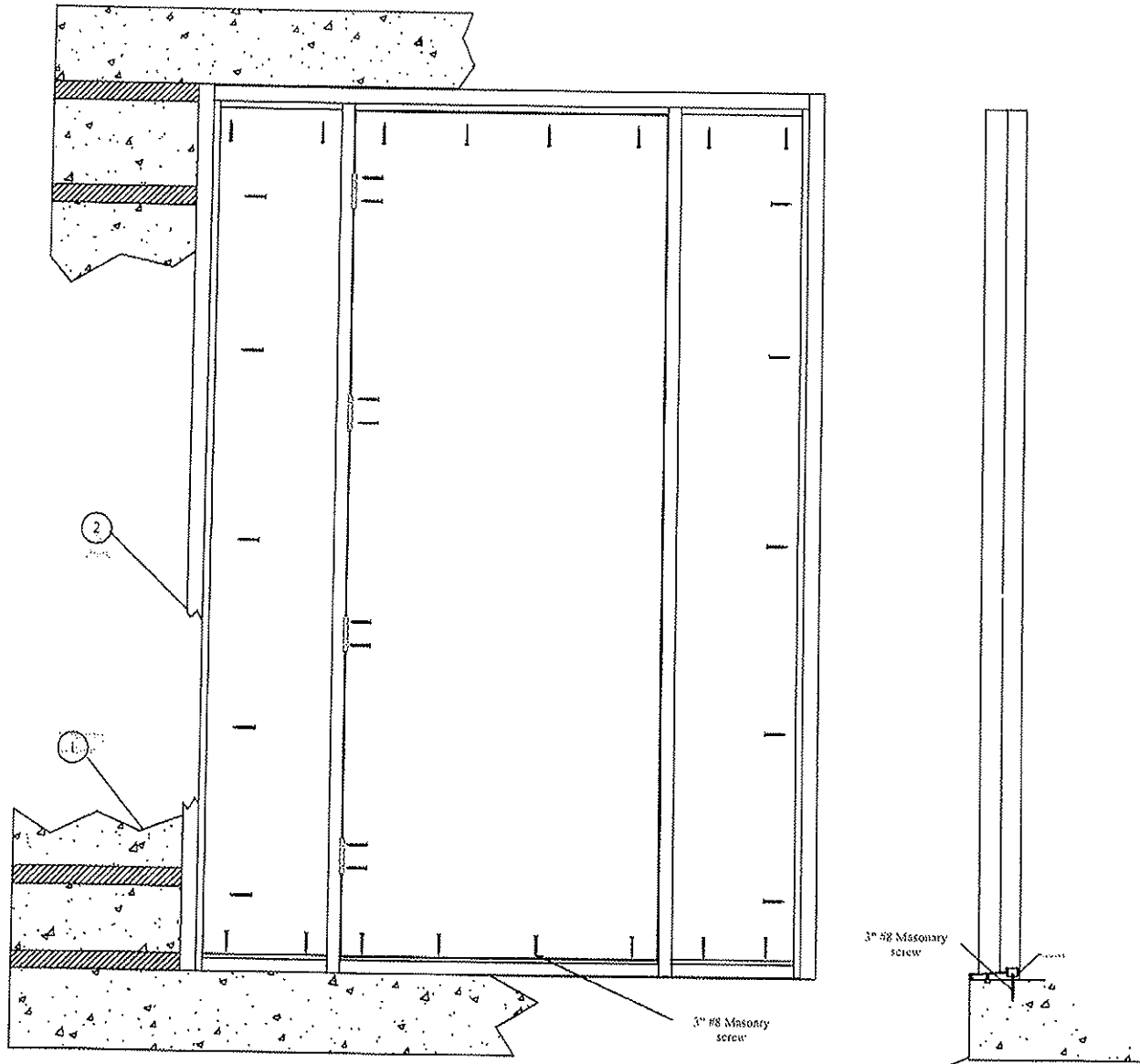
Test sample complies with these details.  
Deviations are noted.

Report# B0805-02801-44

Date 6/23/11 Tech HQ

# Glass\*Craft

Fiberglass Glazed Doors  
Single Door with Sidelites I/Sing



ANCHORING LAYOUT

Set frame sill in concrete or bed of caulk



Architectural Testing

Test sample complies with these details.  
Deviations are noted.

Report# B0805-01-801-44

Date 01/23/11 Tech TR

**Glass\*Craft**

Fiberglass Glazed Doors  
Single Door with Sidelites I/Sing