

APPENDIX 1: ATTACHMENT REQUIREMENTS FOR WIND UPLIFT RESISTANCE

TABLE	DECK	APPLICATION	TYPE	DESCRIPTION	PAGE
1A	Wood	New, Reroof (Tear-Off) or Recover	B-1	Mechanically Attached Base Insulation, Bonded Top Insulation, Bonded Roof Cover	7
1B	Wood	New, Reroof (Tear-Off)	B-2	Mechanically Attached Thermal Barrier, Bonded Vapor Barrier, Bonded Insulation, Bonded Roof Cover	11
1C	Wood	New or Reroof (Tear-Off)	B-3	Mechanically Attached Anchor Sheet, Bonded Insulation, Bonded Roof Cover	12
1D	Wood	New, Reroof (Tear-Off) or Recover	C-1	Mechanically Attached Insulation, Bonded Roof Cover	13
1E	Wood	New, Reroof (Tear-Off) or Recover	D-2	Insulated, Mechanically Attached Base Sheet, Bonded Roof Cover	14
1F	Wood	New, Reroof (Tear-Off) or Recover	D-2	Insulated, Mechanically Attached PowerFAST, Bonded Roof Cover	15
1G	Wood	New, Reroof (Tear-Off) or Recover	E-2	Non-Insulated, Mechanically Attached Base Sheet (screws & plates), Bonded Roof Cover	17
1H	Wood	New, Reroof (Tear-Off) or Recover	E-2	Non-Insulated, Mechanically Attached PowerFAST, Bonded Roof Cover	17
2A	Steel	New, Reroof (Tear-Off)	A-1	Bonded Insulation, Bonded Roof Cover	18
2B	Steel	New, Reroof (Tear-Off)	A-3	Bonded Thermal Barrier, Bonded Vapor Barrier, Bonded Insulation, Bonded Roof Cover	28
2C	Steel or Structural Concrete	New, Reroof (Tear-Off) or Recover	B-1	Mechanically Attached Base Insulation, Bonded Top Insulation, Bonded Roof Cover	31
2D	Steel	New, Reroof (Tear-Off)	B-2	Mechanically Attached Thermal Barrier, Bonded Vapor Barrier, Bonded Insulation, Bonded Roof Cover	45
2E	Steel or Structural Concrete	New, Reroof (Tear-Off) or Recover	C-1	Mechanically Attached Insulation, Bonded Roof Cover	57
2F	Steel	New, Reroof (Tear-Off) or Recover	D-2	Insulated, Mechanically Attached Base Sheet, Bonded Roof Cover	65
2G	Steel	New, Reroof (Tear-Off) or Recover	D-2	Insulated, Mechanically Attached PowerFAST, Bonded Roof Cover	66
3A	Structural Concrete	New or Reroof (Tear-Off)	A-1	Bonded Insulation, Bonded Roof Cover	69
3B	Structural Concrete	New or Reroof (Tear-Off)	F	Non-Insulated, Bonded Roof Cover	74
4A	Deck with Lightweight concrete	Reroof (Tear-Off)	A-1	LWC to Deck, Bonded Insulation, Bonded Roof Cover	75
4B	Deck with Lightweight concrete	New, Reroof (Tear-Off)	B-3	Mechanically Attached Anchor Sheet, Bonded Insulation, Bonded Roof Cover	76
4C	Deck with Lightweight concrete	Reroof (Tear-Off) or Recover	C-1	LWC to Deck, Mechanically Attached Insulation, Bonded Roof Cover	78
4D	Deck with Lightweight concrete	New, Reroof (Tear-Off)	E-2	LWC to Deck, Mechanically Attached Base Sheet, Bonded Roof Cover	90
4E	Deck with Lightweight concrete	New, Reroof (Tear-Off) or Recover	E-2	LWC to Deck, Mechanically Attached PowerFAST, Bonded Roof Cover	94
4F	Deck with Lightweight concrete	New, Reroof (Tear-Off)	E-2	Vapor Barrier to Deck, LWC to Vapor Barrier, Mechanically Attached Base Sheet, Bonded Roof Cover	95
4G	Deck with Lightweight concrete	New, Reroof (Tear-Off)	F	LWC to Deck, Bonded Roof Cover	100
4H	Deck with Lightweight concrete	New, Reroof (Tear-Off)	F	Vapor Barrier to Deck, LWC to Vapor Barrier, Bonded Roof Cover	101
5A	Cementitious wood fiber	New, Reroof (Tear-Off)	A-1	Bonded Insulation, Bonded Roof Cover	102
5B	Cementitious wood fiber	New, Reroof (Tear-Off) or Recover	B-3	Mechanically Attached Anchor Sheet, Bonded Insulation, Bonded Roof Cover	103
6A	Existing gypsum	Reroof (Tear-Off)	A-1	Bonded Insulation, Bonded Roof Cover	106
6B	Existing gypsum	Reroof (Tear-Off)	A-1a	Bonded Vapor Barrier, Bonded Insulation, Bonded Roof Cover	107
6C	Existing gypsum	Reroof (Tear-Off)	B-3	Mechanically Attached Anchor Sheet, Bonded Insulation, Bonded Roof Cover	109
6D	Existing gypsum	Reroof (Tear-Off) or Recover	E-2	Non-Insulated, Mechanically Attached Base Sheet, Bonded Roof Cover	115
7A	Various	Recover	A-1	Bonded Insulation, Bonded Roof Cover	117

The following notes apply to the systems outlined herein:

- 1 The roof system evaluation herein pertains to above-deck roof components. Roof decks and structural members shall be in accordance with FBC HVHZ requirements to the satisfaction of the Authority Having Jurisdiction. Deck-attachment details pertain to ‘as-tested’ conditions under [Testing Application Standard](#) TAS 114, Appendix J.
- 2 Unless otherwise noted, fasteners and stress plates shall be as follows. Fasteners shall be of sufficient length for the following engagements:

		FASTENER/PLATE OPTIONS		
DECK TYPE	BY	FBC FILE OR NOA	PARTS	MINIMUM ENGAGEMENT
WOOD	Tremco CPG	N/A	Tremco #12 DP or Tremco #14 HD with Tremco 3” Metal Insulation Plate or Tremco #1211 Fastener or Tremco #1410 Fastener with Tremco Disc 3 in. Steel Stress Plate or Tremco Disc Ribbed 3 in. Steel Stress Plate	Minimum ¼-inch plywood penetration or wood plank embedment
	Altenloh, Brinck and Co. U.S., Inc.	24-0227.06	Trufast #12 DP or Trufast #14 HD with Trufast 3” Metal Insulation Plate	
	OMG, Inc.	23-0718.03	OMG #12 Standard or OMG #14 Heavy Duty with OMG 3 in. Galvalume Steel Plate or 3 in. Ribbed Galvalume Plate	
STEEL	Tremco CPG	N/A	Tremco #12 DP or Tremco #14 HD with Tremco 3” Metal Insulation Plate or Tremco #1211 Fastener or Tremco #1410 Fastener with Tremco Disc 3 in. Steel Stress Plate or Tremco Disc Ribbed 3 in. Steel Stress Plate	Minimum ¾-inch steel penetration and engage the top flute of the steel deck
	Altenloh, Brinck and Co. U.S., Inc.	24-0227.06	Trufast #12 DP or Trufast #14 HD with Trufast 3” Metal Insulation Plate	
	OMG, Inc.	23-0718.03	OMG #12 Standard or OMG #14 Heavy Duty with OMG 3 in. Galvalume Steel Plate or 3 in. Ribbed Galvalume Plate	
STRUCTURAL CONCRETE	Tremco CPG	N/A	Tremco #14 HD with Tremco 3” Metal Insulation Plate or Tremco #1410 Fastener with Tremco Disc 3 in. Steel Stress Plate or Tremco Disc Ribbed 3 in. Steel Stress Plate	Minimum 1.25-inch embedment. Fastener installed with a pilot hole in accordance with the fastener manufacturer’s published installation instructions
	Altenloh, Brinck and Co. U.S., Inc.	24-0227.06	Trufast #14 HD with Trufast 3” Metal Insulation Plate	
	OMG, Inc.	23-0718.03	OMG #14 Heavy Duty or CD-10 with OMG 3 in. Galvalume Steel Plate or 3 in. Ribbed Galvalume Plate	

- 3 Unless otherwise noted, insulation may be any one layer or combination of FBC Approved (Local or Statewide) board(s) that meet FBC HVHZ 1516 and, for foam plastic, FBC Chapter 26, when installed with the roof cover.
- 4 Minimum 200 psi, minimum 2-inch thick FBC HVHZ Approved lightweight insulating concrete may be substituted for or installed below, rigid insulation board for System Types B-1, C-1, C-2, D-1 or D-2, whereby fasteners are installed through the lightweight insulating concrete to engage the structural deck. The structural deck shall be of equal or greater type, thickness and strength to the steel and structural concrete deck listings. Roof decks and structural members shall be in accordance with FBC requirements to the satisfaction of the Authority Having Jurisdiction. This is a wind uplift resistance allowance and does not purport to address non-wind-uplift-related issues, such as deck venting or moisture levels within the LWIC and the potential effect on overlying components. If mechanical attachment to the structural deck through lightweight insulating concrete is proposed, field withdrawal resistance testing shall be performed to confirm equivalent or determine enhanced fastening patterns and density. All testing and fastening design shall be in compliance with [Testing Application Standard](#) TAS 105 and [Roofing Application Standard](#) RAS 117 and/or RAS 137. Calculations shall be prepared, signed and sealed by a qualified design professional.
- 5 Preliminary insulation attachment: Unless otherwise noted, use FBC HVHZ Approved roofing fasteners and plates minimum four fasteners per 4 x 8 ft board or minimum two fasteners per 4 x 4 ft board.
- 6 Unless otherwise noted, insulation adhesive application rates are as follows.
 - Ribbon or bead width is at the time of application; the ribbons/beads shall expand as noted in the manufacturer’s published instructions.
 - If applying hot asphalt to concrete deck, deck shall be primed with ASTM D41 primer.
 - When multiple layers(s) of insulation and/or coverboard are installed in ribbon-applied adhesive, board joints shall be staggered.
 - The maximum edge distance from the adhesive ribbon to the edge of the insulation board shall be not less than one-half the specified ribbons spacing.

INSULATION ADHESIVE REFERENCES					
By	ADHESIVE	REFERENCE	MINIMUM RATE	NOTE	
Tremco CPG	Tremco Low Rise Foam Insulation Adhesive	LRFIA	Continuous ribbons, 12-inch o.c.	Refer to Note 17 for allowable alternates	
	Tremco Low Rise Foam Insulation Adhesive (BG)	LRFIA(BG)	Continuous ribbons, 12-inch o.c.		
	Tremco PSF Adhesive	PSFA	Continuous ribbons, 12-inch o.c.	Tremco PSF Adhesive may be used as an alternate to LRFIA or LRFIA(BG) with the following substrates:	
				SUBSTRATE USE	SUBSTRATE OPTIONS
				Deck:	plywood, OSB, steel, structural concrete, Tectum and existing gypsum deck
				Vapor Barrier:	AVC Max, BURmastic Composite Ply HT, BURmastic Composite Ply Premium, POWERply Standard Smooth, POWERply Endure 100 Smooth, POWERply Endure 200 Smooth or POWERply Standard Smooth HW
				Insulation:	Trisotech G or Trisotech CGF
Coverboard:	TremBoard AC, DEXcell Cement Roof Board, Structodek HD with Primed Red Coating, DensDeck, DensDeck Prime or DEXcell FA Glass Mat Roor Board				
Recover substrate:	Existing smooth-surface or granule-surface BUR or SBS modified bitumen				
Generic	Hot asphalt		Full coverage at 25-30 lbs/square		

- 7 Unless otherwise noted, all insulations are flat-stock or taper board of the minimum thickness noted. Tapered polyisocyanurate at the following thickness limitations may be substituted with the following Maximum Design Pressure (MDP) limitations. In no case shall these values be used to 'increase' the MDP listings in the tables; rather if MDP listing below meets or exceeds that listed for a particular system in the tables, then the thinner board listed below may be used as a drop-in for the equivalent thicker material listed in the table.

MDP LIMITATIONS FOR TAPERED POLYISOCYANURATE INSULATIONS				
ADHESIVE	INSULATION		MIN. TAPERED THICKNESS (IN)	MDP (psf)
	LISTED PRODUCT	FBC HVHZ FILE		
LRFIA or LRFIA(BG)	Any polyisocyanurate listed with adhesive herein	Various	0.5	-157.5

- 8 Bonded polyisocyanurate insulation boards shall be maximum 4 x 4 ft.
- 9 For mechanically attached components, the maximum design pressure for the selected assembly shall meet or exceed at least the Zone 1 PRIME design pressure determined in accordance with FBC HVHZ 1620 or [Roofing Application Standard](#) RAS 128. Elevated pressure zones shall employ an attachment density designed by a qualified design professional to resist the elevated pressure criteria in accordance with [Roofing Application Standard](#) RAS 117 or RAS 137. *This extrapolation is not permitted for systems marked with an asterisk*
- 10 For tables and/or assemblies marked with an asterisk*, the maximum design pressure for the selected assembly shall meet or exceed critical design pressure determined in accordance with FBC Chapter 16. No rational analysis is permitted for these systems.
- 11 For mechanically attached components over existing decks, fasteners shall be tested in the existing deck for withdrawal resistance in accordance with [Testing Application Standard](#) TAS 105. A qualified design professional shall review the data for comparison to the minimum requirements for the system. Should the fastener resistance be less than that required, a revised fastener spacing – prepared, signed and sealed by a qualified design professional in accordance with [Roofing Application Standard](#) RAS 117 or RAS 137 – may be submitted to the Building Official for review and acceptance. For systems using Trufast Versa-Fast, the number of Versa-Fast Fasteners installed through the Versa-Fast Plate may be increased from the minimum noted in order to yield minimum required withdrawal resistance.
- 12 Refer to FBC HVHZ 1521 for requirements and limitations regarding recover installations. For bonded insulation or membrane over existing substrates in a re-roof (tear off) or recover installation, the existing deck or existing roof surface shall be examined for compatibility with the adhesive to be installed. If any surface conditions exist that bring system performance into question, field uplift testing shall be conducted on mock-ups of the proposed new roof assembly. For bonded insulation or membrane over existing substrates in a recover installation, the existing roof system shall be capable of resisting project design pressures on its own merit to the satisfaction of the Authority Having Jurisdiction, as documented through field uplift testing in accordance with [Testing Application Standard](#) TAS 124.
- 13 For Structural Concrete Deck or Recover Applications using System Type C-1 the base insulation layer is optional and for System Type C-2, D-1 or D-2, the insulation is optional. Alternatively, an FBC HVHZ Approved insulation board or coverboard may be used as a separation layer. Board products shall be preliminarily attached prior to roof cover installation ([Note 5](#)). The separator component shall be documented as meeting FBC HVHZ 1516 and, for foam plastic, FBC Chapter 26, when installed with the roof cover in Recover applications.

- 14 Lightweight insulating concrete (LWIC) shall be cast in accordance with FBC Section 1917 to the satisfaction of the Authority Having Jurisdiction. For systems where specific LWIC is referenced, refer to current LWIC FBC HVHZ Product Approval for specific deck construction and limitations. Unless otherwise noted, for systems where specific LWIC is not referenced, the minimum design mix shall be 300 psi. In all cases, the minimum top-coat thickness is 2-inches. For LWIC over structural concrete, reference is made to FBC Section 1917.4.1, Point 1. For “pre-existent” LWIC references, listings were established through testing over lightweight concrete cast using only foaming agent (ASTM C896), water and Portland cement (ASTM C150), with no proprietary additives, in accordance with procedures adopted by Miami-Dade BCCO (FBC CER1592). Use of these listings in new construction or re-roof (tear-off) applications is at the discretion of the Designer or Record and Authority Having Jurisdiction.
- 15 For bonded membrane applications, unless otherwise noted, refer to the following:

MEMBRANE / ADHESIVE COMBINATIONS			
REFERENCE	LAYER	MATERIAL	APPLICATION
BP-CA1	Base Ply or Ply:	BURmastic Glass Ply, BURmastic Glass Ply – 28 lb, BURmastic Composite Ply HT, BURmastic Composite Ply Premium, BURmastic Composite Ply HT Green	POWERply Standard Cold Adhesive or BURmastic Adhesive at full-coverage, 1.5-2.0 gal/square
	Cap Ply:	BURmastic Composite Ply HT, BURmastic Composite Ply Premium, BURmastic Composite Ply HT Green	
SBS-CA1	Base Ply or Ply:	POWERply 300 Smooth, POWERply Endure 300 Smooth, POWERply Endure 320 Smooth, POWERply Standard Smooth, POWERply Endure 100 Smooth, POWERply Heavy Duty Base, POWERply Endure 200 Smooth	Tremco LR Adhesive [LRA], ribbons spaced per Tables
	Cap Ply:	POWERply 300 Smooth, POWERply Standard Smooth, POWERply Heavy Duty Base, POWERply Endure 300 FR, POWERply Endure 320 FR, POWERply Standard, POWERply Standard FR, POWERply Standard FR GT24C, POWERply Endure 100 FR, POWERply 3GR, POWERply Endure 200 FR	
BP-CA4	Base Ply or Ply:	BURmastic Composite Ply HT, BURmastic Composite Ply Premium, BURmastic Composite Ply HT Green	POWERply Endure BIO Adhesive TF at full-coverage, 2.0 gal/square
BP-CA5	Base Ply or Ply:	One or more BURmastic Composite Ply HT, BURmastic Composite Ply Premium, BURmastic Composite Ply HT Green	
SBS-CA5	Cap Ply:	BURmastic Composite Ply HT, BURmastic Composite Ply Premium, BURmastic Composite Ply HT Green	POWERply Endure BIO Adhesive TF at full-coverage, 2.0 gal/square
	Base Ply or Ply:	One or more POWERply 300 Smooth, POWERply Endure 300 Smooth, POWERply Endure 320 Smooth, POWERply Standard Smooth, POWERply Endure 100 Smooth, POWERply Heavy Duty Base, POWERply 2PM, POWERply Endure 200 Smooth	
SBS-CA5	Cap Ply:	POWERply 300 Smooth, POWERply Standard Smooth, POWERply Heavy Duty Base, POWERply Endure 300 FR, POWERply Endure 320 FR, POWERply Standard, POWERply Standard FR, POWERply Standard FR GT24C, POWERply Endure 100 FR, POWERply 3GR, POWERply Endure 200 FR	POWERply Endure BIO Adhesive TF shall not be utilized in combination with solvent-based, cold-process adhesives.
	Note:	POWERply Endure BIO Adhesive TF shall not be utilized in combination with solvent-based, cold-process adhesives.	
BP-CA6	Base Ply or Ply:	BURmastic Glass Ply, BURmastic Glass Ply – 28 lb, BURmastic Composite Ply HT, BURmastic Composite Ply Premium, BURmastic Composite Ply HT Green	BURmastic Adhesive MC at full-coverage, 2.0 gal/square
	Cap Ply:	BURmastic Composite Ply HT, BURmastic Composite Ply Premium, BURmastic Composite Ply HT Green	
SBS-CA6	Base Ply or Ply:	POWERply 300 Smooth, POWERply Endure 300 Smooth, POWERply Endure 320 Smooth, POWERply Standard Smooth, POWERply Endure 100 Smooth, POWERply Heavy Duty Base, POWERply 2PM, POWERply Endure 200 Smooth	Hot asphalt at 20-40 lbs/square
	Cap Ply:	POWERply 300 Smooth, POWERply Standard Smooth, POWERply Heavy Duty Base, POWERply Endure 300 FR, POWERply Endure 320 FR, POWERply Standard, POWERply Standard FR, POWERply Endure 100 FR, POWERply 3GR, POWERply Endure 200 FR	
BP-AA	Base Ply or Ply:	One or more BURmastic Glass Ply, BURmastic Glass Ply – 28 lb, THERMglass Type IV, THERMglass Premium VI, BURmastic Composite Ply HT, BURmastic Composite Ply Premium, BURmastic Composite Ply HT Green	Hot asphalt at 20-40 lbs/square
	Cap Ply:	BURmastic Composite Ply HT, BURmastic Composite Ply Premium, BURmastic Composite Ply HT Green	
SBS-AA	Base Ply or Ply:	One or more POWERply 300 Smooth, POWERply Endure 300 Smooth, POWERply Endure 320 Smooth, POWERply Standard Smooth, POWERply Endure 100 Smooth, POWERply Heavy Duty Base, POWERply 2PM, POWERply Endure 200 Smooth	THERMastic 80 at 25-30 lbs/square
	Cap Ply:	POWERply 300 Smooth, POWERply Standard Smooth, POWERply Heavy Duty Base, POWERply Endure 300 FR, POWERply Endure 320 FR, POWERply Standard, POWERply Standard FR, POWERply Standard FR GT24C, POWERply Endure 100 FR, POWERply 3GR, POWERply Endure 200 FR	
BP-SEBS	Base Ply or Ply:	One or more BURmastic Glass Ply, BURmastic Glass Ply – 28 lb, THERMglass Type IV, THERMglass Premium VI, BURmastic Composite Ply HT, BURmastic Composite Ply Premium, BURmastic Composite Ply HT Green	THERMastic 80 at 25-30 lbs/square
SBS-SEBS	Base Ply or Ply:	One or more POWERply 300 Smooth, POWERply Endure 300 Smooth, POWERply Endure 320 Smooth, POWERply Standard Smooth, POWERply Endure 100 Smooth, POWERply Heavy Duty Base, POWERply 2PM, POWERply Endure 200 Smooth	
SBS-SEBS	Cap Ply:	POWERply 300 Smooth, POWERply Standard Smooth, POWERply Heavy Duty Base, POWERply Endure 300 FR, POWERply Endure 320 FR, POWERply Standard, POWERply Standard FR, POWERply Standard FR GT24C, POWERply Endure 100 FR, POWERply 3GR, POWERply Endure 200 FR	

MEMBRANE / ADHESIVE COMBINATIONS			
REFERENCE	LAYER	MATERIAL	APPLICATION
SBS-TA	Base Ply or Ply:	One or more POWERply SBS Base HW, POWERply Standard Smooth HW	Torch-Applied
	Cap Ply:	POWERply SBS Deluxe HW, POWERply Standard FR HW	
APP-TA	Base Ply or Ply:	One or more POWERply APP Base Sheet, POWERply APP Smooth	
	Cap Ply:	POWERply APP Smooth, POWERply APP FR	

15A Unless otherwise noted, side-laps in PowerFAST systems are sealed as follows. The adhesive is applied over the seam-plate row and troweled to an even film thickness over the entire lap area.

POWERFAST SIDE LAPS	
ADHESIVE	RATE
POWERply Endure BIO Adhesive TF	75 lineal feet / gallon
Tremco LF Adhesive	26 lineal feet / 1.5 liter cartridge

15B For Base Ply applications BP-CA5 and BP-CA6, substrates of Structodek HD with Primed Red Coating, DensDeck, DensDeck Prime, DEXcell FA Glass Mat Roof Board and SECUROCK Gypsum-Fiber Roof Board may be primed with DETEC “TruGround Conductive Primer” prior to Base Ply installation.

15C The following surfacings may be applied to the Cap Ply without adverse effect on the system wind load performance. Refer to current Florida Product Approval for approved roof coatings and the Roofing Materials Directory for fire ratings associated with coating usage. Note: Tremco CPG requires use of an FBC Approved Tremco CPG roof coating over smooth surface Cap Ply membranes. Solvent-based and 1-part urethane type coatings are not permitted for installation over systems involving POWERply Endure BIO Adhesive TF. Consult Tremco CPG for all compatibility limitations.

SURFACING OPTIONS FOR TREMCO CPG MODIFIED BITUMEN ROOF SYSTEMS		
OPTION #	SURFACING	FBC FILE OR NOA
SURF-1.	Alumanation 101, Alumanation 201 or Alumanation 301 at 2.0 to 2.5 gal/square	22-0726.04
SURF-2.	Flood coat of hot asphalt or THERMastic 80 at 60 lbs/square followed by embedded gravel at 400 lbs/square	22-0726.04
SURF-3.	Flood coat of BURmastic Adhesive or POWERply Standard Cold Adhesive at 4 to 5 gal/square followed by embedded gravel at 400 lbs/square	22-0726.04
SURF-4.	Flood coat of Rock-It Adhesive or Rock-It Adhesive WB at 5 gal/square followed by aggregate stone at 200 lbs/square	22-0726.04
SURF-5.	ICE Coating at 4 to 5 gal/square	22-0726.04
SURF-6.	Geogard Base Coat or Geogard LO Base Coat followed by Geogard Finish Coat	24-0122.01
SURF-7.	Solargard 6083, Solargard 4083, Solargard 2083, TremPro Elastomeric 2400 Roof Coating or TremPro Elastomeric 2200	22-0228.11
SURF-8.	TremLastic S at 4 to 5 gal/square	22-0726.04

16 **Thermal Barrier and/or Vapor Barrier Options:**

16A **Steel Decks:** The lesser of the MDP listings below vs. that for the selected assembly applies.

VAPOR BARRIER OPTIONS; STRUCTURAL CONCRETE DECK; FOLLOWED BY ADHESIVE-APPLIED INSULATION					
OPTION #	PRIMER	VAPOR BARRIER		ADHESIVE PER TABLE 2A (NOTES 6,7,8)	MDP (psf)
		TYPE	APPLICATION		
S-VB-1.	(Optional) Tremco AVC Membrane Primer or AVC Membrane Primer (WB)	Tremco AVC Max	Self-adhering	LRFIA, LRFIA(BG) or PSFA, 6-inch o.c.	-90.0

16B **Structural Concrete Decks:** The lesser of the MDP listings below vs. that for the selected assembly applies.

VAPOR BARRIER OPTIONS; STRUCTURAL CONCRETE DECK; FOLLOWED BY ADHESIVE-APPLIED INSULATION					
OPTION #	PRIMER	VAPOR BARRIER		ADHESIVE PER TABLE 3A (NOTES 6,7,8)	MDP (psf)
		TYPE	APPLICATION		
C-VB-1.	Tremco AVC Primer	Tremco AVC Membrane	Self-adhering	LRFIA or LRFIA(BG)	-150.0
C-VB-2.	Tremco AVC Membrane Primer or Tremco AVC Membrane Primer (WB)	Tremco AVC Max	Self-adhering	LRFIA or LRFIA(BG)	-150.0
C-VB-3.	ASTM D41	THERMglas IV, THERMglas Premium VI	hot asphalt	hot asphalt	-225.0
C-VB-4.	None	BURmastic Composite Ply HT, BURmastic Composite Ply Premium, BURmastic Composite Ply HT Green	BURmastic Adhesive MC at 2 gal/square	LRFIA or LRFIA(BG)	-250.0
C-VB-5.	None	BURmastic Composite Ply HT, BURmastic Composite Ply Premium, BURmastic Composite Ply HT Green	POWERply Endure BIO Adhesive TF at 2 gal/square	LRFIA or LRFIA(BG)	-262.5
C-VB-6.	None	POWERply Standard Smooth, POWERply Endure 100 Smooth, POWERply Endure 200 Smooth	POWERply Endure BIO Adhesive TF at 2 gal/sq.	LRFIA or LRFIA(BG)	-292.5
C-VB-7.	TREMprime WB Primer	POWERply Standard Smooth HW	Torch-applied	LRFIA or LRFIA(BG)	-345.0

16C For System Types B-1, B-2, C-1, C-2, D-1 or Type D-2, an optional thermal barrier and/or Tremco AVC Membrane or Tremco AVC Max (self-adhering) may be installed atop the roof deck prior to installation of the insulation and roof cover. Refer to FM Loss Prevention Data Sheet 1-29 for design and installation recommendations and limitations.

17 The following products are interchangeable within the scope of this PEER:

ACCEPTABLE ALTERNATES				
SUB-CATEGORY	BY	LISTED PRODUCT HEREIN	ALTERNATE	
			PRODUCT	FBC FILE OR NOA
Adhesives	Tremco CPG	Tremco Low Rise Foam Insulation Adhesive	Tremco Low Rise Green Foam Insulation Adhesive	N/A
			Millennium One Step Foamable Adhesive	21-1018.06
			Millennium One Step Green Foamable Adhesive	
		Tremco Low Rise Foam Insulation Adhesive (BG)	Millennium PG-1 Pump Grade Adhesive	24-0227.06
		Tremco LR Adhesive	Millennium PG-1 Pump Grade Adhesive	
Roofing Fasteners	Tremco CPG	Tremco #12 DP Fastener	Trufast #12 DP	24-0227.06
		Tremco #14 HD Fastener	Trufast #14 HD	
		Tremco #15 EHD Fastener	Trufast #15 EHD	
		Tremco FM-90 Base Sheet Fastener	Trufast FM-90 Base Sheet Fastener	
		Tremco Twin Loc-Nail Assembled Fastener	Trufast Twin Loc-Nail Assembled Fastener	
		Tremco 2" Barbed Seam Plate	Trufast 2" Barbed Metal Seam Plate	
		Tremco 2.4" Barbed Seam Plate	Trufast 2.4" Scoop Seam Plate	
		Tremco 3" Metal Insulation Plate	Trufast 3" Metal Insulation Plate	23-0718.03
		Tremco #1211 Fastener	OMG #12 Standard	
		Tremco #1410 Fastener	OMG #14 Heavy Duty	
		Tremco #1510 XHD Fastener	OMG XHD Fastener	
		Tremco Disc 3 in. Steel Stress Plate	OMG 3 in. Galvalume Steel Plate	
		Tremco Disc Ribbed 3 in. Steel Stress Plate	OMG 3 in. Ribbed Galvalume Plate	

ACCEPTABLE ALTERNATES				
SUB-CATEGORY	BY	LISTED PRODUCT HEREIN	ALTERNATE	
			PRODUCT	FBC FILE OR NOA
Roofing Insulation	Tremco CPG	Trisotech G	ACFoam II	24-0215.03
		Trisotech CGF	ACFoam III	
		Trisotech	ENRGY 3	23-0509.05
	Georgia-Pacific Gypsum	DensDeck Prime	DensDeck StormX Prime Roof Board	22-1223.04

18 "MDP" = Maximum Design Pressure is the result of testing for wind load resistance based on allowable wind loads. Refer to FBC (HVHZ) 1620 and [Roofing Application Standard](#) RAS 128 for determination of design wind loads. [\(Notes 9 and 10\)](#)

TABLE 1A: WOOD DECKS – NEW CONSTRUCTION, REROOF (TEAR-OFF) OR RECOVER										
SYSTEM TYPE B-1: MECHANICALLY ATTACHED BASE INSULATION, BONDED TOP INSULATION, BONDED ROOF COVER										
System No.	Deck (Note 1)	Base Insulation Layer			Top Insulation Layer (s)		Roof Cover (Note 15)			MDP (psf)
		Type	Fastener (Note 11)	Attach	Type	Attach (Notes 6,7,8)	Base Ply	Ply	Cap Ply	
BURMASTIC ADHESIVE OR POWERPLY STANDARD COLD ADHESIVE APPLIED BASE PLY:										
W-1.	Min. 19/32-inch CDX plywood; 24" span; 8d ring shank nails, 6" o.c.	2-inch Trisotech G, Trisotech CGF, Trisotech, EnergyGuard Polyiso Insulation, ISO 95+ GL, RESISTA, Multi-Max FA3	Tremco #15 EHD Fastener with Tremco 3" Metal Insulation Plate	1 per 2.0 ft ²	<u>Additional Insulation Layer(s)</u> : (Optional) Min. 1-inch base insulation <u>Coverboard</u> : Min. 0.5-inch DensDeck Prime or SECUROCK Gypsum-Fiber Roof Board	LRFIA or LRFIA(BG)	BP-CA1 or SBS-CA1	(Optional) One or more BP-CA1 or SBS-CA1	BP-CA1 or SBS-CA1	-52.5
W-2.	Min. 19/32-inch CDX plywood; 24" span; 8d ring shank nails, 6" o.c.	2-inch Trisotech G, Trisotech CGF, Trisotech, EnergyGuard Polyiso Insulation, ISO 95+ GL, RESISTA, Multi-Max FA3	Tremco #15 EHD Fastener with Tremco 3" Metal Insulation Plate	1 per 2.0 ft ²	<u>Additional Insulation Layer(s)</u> : (Optional) Min. 1-inch Trisotech G, Trisotech CGF, EnergyGuard Polyiso Insulation, Trisotech, H-Shield, ISO 95+ GL, Multi-Max FA3, RESISTA, UltraMax or Styrofoam Brand Roofmate, Highload 60 or Plazamate <u>Coverboard</u> : Min. 1-inch MonoBoard Plus (no extrapolation permitted for ribbon attachment)	<u>Additional Layer(s)</u> : LRFIA or LRFIA(BG) <u>Coverboard</u> : LRFIA or LRFIA(BG), 6-inch o.c.	BP-CA1 or SBS-CA1	(Optional) One or more BP-CA1 or SBS-CA1	BP-CA1 or SBS-CA1	-52.5*
BURMASTIC ADHESIVE MC APPLIED BASE PLY:										
W-3.	Min. 19/32-inch CDX plywood; 24" span; 8d ring shank nails, 6" o.c.	2-inch Trisotech G, Trisotech CGF, Trisotech, EnergyGuard Polyiso Insulation, ISO 95+ GL, RESISTA, Multi-Max FA3	Tremco #15 EHD with Tremco 3" Metal Insulation Plate	1 per 2.0 ft ²	<u>Additional Insulation Layer(s)</u> : (Optional) Min. 1-inch base insulation <u>Coverboard</u> : Min. 0.125-inch TremBoard AC	LRFIA or LRFIA(BG)	BP-CA6 or SBS-CA6	(Optional) One or more BP-CA1, BP-CA6, SBS-CA1 or SBS-CA6	BP-CA1, BP-CA6, SBS-CA1 or SBS-CA6	-52.5

TABLE 1A: WOOD DECKS – NEW CONSTRUCTION, REROOF (TEAR-OFF) OR RECOVER
SYSTEM TYPE B-1: MECHANICALLY ATTACHED BASE INSULATION, BONDED TOP INSULATION, BONDED ROOF COVER

System No.	Deck (Note 1)	Base Insulation Layer			Top Insulation Layer (s)		Roof Cover (Note 15)			MDP (psf)
		Type	Fastener (Note 11)	Attach	Type	Attach (Notes 6,7,8)	Base Ply	Ply	Cap Ply	
W-4.	Min. 19/32-inch CDX plywood; 24" span; 8d ring shank nails, 6" o.c.	2-inch Trisotech G, Trisotech CGF, Trisotech, EnergyGuard Polyiso Insulation, ISO 95+ GL, RESISTA, Multi-Max FA3	Tremco #15 EHD with Tremco 3" Metal Insulation Plate	1 per 2.0 ft ²	<u>Additional Insulation Layer(s)</u> : (Optional) Min. 1-inch base insulation <u>Coverboard</u> : Min. 0.5-inch DensDeck Prime or SECUROCK Gypsum-Fiber Roof Board	LRFIA or LRFIA(BG)	BP-CA6 or SBS-CA6	(Optional) One or more BP-CA1, BP-CA6, SBS-CA1 or SBS-CA6	BP-CA1, BP-CA6, SBS-CA1 or SBS-CA6	-60.0
W-5.	Min. 19/32-inch CDX plywood; 24" span; 8d ring shank nails, 6" o.c.	2-inch Trisotech G, Trisotech CGF, Trisotech, EnergyGuard Polyiso Insulation, ISO 95+ GL, RESISTA, Multi-Max FA3	Tremco #15 EHD Fastener with Tremco 3" Metal Insulation Plate	1 per 2.0 ft ²	<u>Additional Insulation Layer(s)</u> : (Optional) Min. 1-inch Trisotech G, Trisotech CGF, EnergyGuard Polyiso Insulation, Trisotech, H-Shield, ISO 95+ GL, Multi-Max FA3, RESISTA, UltraMax or Styrofoam Brand Roofmate, Highload 60 or Plazamate <u>Coverboard</u> : Min. 1-inch MonoBoard Plus (no extrapolation permitted for ribbon attachment)	<u>Additional Layer(s)</u> : LRFIA or LRFIA(BG) <u>Coverboard</u> : LRFIA or LRFIA(BG), 6-inch o.c.	BP-CA6 or SBS-CA6	(Optional) One or more BP-CA1, BP-CA6, SBS-CA1 or SBS-CA6	BP-CA1, BP-CA6, SBS-CA1 or SBS-CA6	-60.0*
W-6.	Min. 19/32-inch CDX plywood; 24" span; #10 wood screws, 6" o.c.	2-inch Trisotech G, Trisotech CGF, Trisotech, EnergyGuard Polyiso Insulation, ISO 95+ GL, RESISTA, Multi-Max FA3	Tremco #15 EHD with Tremco 3" Metal Insulation Plate	1 per 1.0 ft ²	<u>Additional Insulation Layer(s)</u> : (Optional) Min. 1-inch base insulation <u>Coverboard</u> : Min. 0.5-inch DensDeck Prime or SECUROCK Gypsum-Fiber Roof Board	LRFIA or LRFIA(BG), 6-inch o.c.	BP-CA6 or SBS-CA6	(Optional) One or more BP-CA6 or SBS-CA6	BP-CA6 or SBS-CA6	-82.5
POWERPLY ENDURE BIO ADHESIVE TF APPLIED BASE PLY:										
W-7.	Min. 19/32-inch (new) or min. 15/32-inch (existing) plywood at max. 24" span; 8d ring shank nails, 6" o.c.	Min. 1.5-inch Trisotech or Trisotech G	Note 2 (min. #14 fasteners only)	1 per 2.0 ft ²	<u>Additional Insulation Layer(s)</u> : (Optional) Min. 1.5-inch base insulation <u>Coverboard</u> : Min. 0.125-inch TremBoard AC, min. 0.25-inch DenDeck, DensDeck Prime, DEXcell FA Glass Mat Roof Board or SECUROCK Gypsum-Fiber Roof Board or min. 0.5-inch Structodek HD with Primed Red Coating	LRFIA or LRFIA(BG)	POWERply Endure 100, 200, 300 or 320 Smooth in POWERply Endur BIO Adhesive TF	(Optional) POWERply Endure 100, 200, 300 or 320 Smooth in POWERply Endur BIO Adhesive TF	POWERply Endure 100, 200, 300 or 320 FR in POWERply Endur BIO Adhesive TF	-45.0*
W-8.	Min. 19/32-inch CDX plywood; 24" span; 8d ring shank nails, 6" o.c.	2-inch Trisotech G, Trisotech CGF, Trisotech, EnergyGuard Polyiso Insulation, ISO 95+ GL, RESISTA, Multi-Max FA3	Tremco #15 EHD with Tremco 3" Metal Insulation Plate	1 per 2.0 ft ²	<u>Additional Insulation Layer(s)</u> : (Optional) Min. 1-inch base insulation <u>Coverboard</u> : Min. 0.125-inch TremBoard AC	LRFIA or LRFIA(BG)	BP-CA5 or SBS-CA5	(Optional) One or more BP-CA5 or SBS-CA5	BP-CA5 or SBS-CA5	-52.5
W-9.	Min. 19/32-inch CDX plywood; 24" span; 8d ring shank nails, 6" o.c.	2-inch Trisotech G, Trisotech CGF, Trisotech, EnergyGuard Polyiso Insulation, ISO 95+ GL, RESISTA, Multi-Max FA3	Tremco #15 EHD with Tremco 3" Metal Insulation Plate	1 per 2.0 ft ²	<u>Additional Insulation Layer(s)</u> : (Optional) Min. 1-inch base insulation <u>Coverboard</u> : Min. 0.5-inch DensDeck Prime or SECUROCK Gypsum-Fiber Roof Board	LRFIA or LRFIA(BG)	BP-CA5 or SBS-CA5	(Optional) One or more BP-CA5 or SBS-CA5	BP-CA5 or SBS-CA5	-60.0

TABLE 1A: WOOD DECKS – NEW CONSTRUCTION, REROOF (TEAR-OFF) OR RECOVER
SYSTEM TYPE B-1: MECHANICALLY ATTACHED BASE INSULATION, BONDED TOP INSULATION, BONDED ROOF COVER

System No.	Deck (Note 1)	Base Insulation Layer			Top Insulation Layer (s)		Roof Cover (Note 15)			MDP (psf)
		Type	Fastener (Note 11)	Attach	Type	Attach (Notes 6,7,8)	Base Ply	Ply	Cap Ply	
W-10.	Min. 19/32-inch CDX plywood; 24" span; 8d ring shank nails, 6" o.c.	2-inch Trisotech G, Trisotech CGF, Trisotech, EnergyGuard Polyiso Insulation, ISO 95+ GL, RESISTA, Multi-Max FA3	Tremco #15 EHD Fastener with Tremco 3" Metal Insulation Plate	1 per 2.0 ft ²	<u>Additional Insulation Layer(s)</u> : (Optional) Min. 1-inch Trisotech G, Trisotech CGF, EnergyGuard Polyiso Insulation, Trisotech, H-Shield, ISO 95+ GL, Multi-Max FA3, RESISTA, UltraMax or Styrofoam Brand Roofmate, Highload 60 or Plazamate <u>Coverboard</u> : Min. 1-inch MonoBoard (no extrapolation permitted for ribbon attachment)	<u>Additional Layer(s)</u> : LRFIA or LRFIA(BG) <u>Coverboard</u> : LRFIA or LRFIA(BG), 6-inch o.c.	SBS-CA5	(Optional) One or more BP-CA5 or SBS-CA5	BP-CA5 or SBS-CA5	-60.0*
W-11.	Min. 19/32-inch CDX plywood; 24" span; 8d ring shank nails, 6" o.c.	2-inch Trisotech G, Trisotech CGF, Trisotech, EnergyGuard Polyiso Insulation, ISO 95+ GL, RESISTA, Multi-Max FA3	Tremco #15 EHD Fastener with Tremco 3" Metal Insulation Plate	1 per 2.0 ft ²	<u>Additional Insulation Layer(s)</u> : (Optional) Min. 1-inch Trisotech G, Trisotech CGF, EnergyGuard Polyiso Insulation, Trisotech, H-Shield, ISO 95+ GL, Multi-Max FA3, RESISTA, UltraMax or Styrofoam Brand Roofmate, Highload 60 or Plazamate <u>Coverboard</u> : Min. 1-inch MonoBoard Plus (no extrapolation permitted for ribbon attachment)	<u>Additional Layer(s)</u> : LRFIA or LRFIA(BG) <u>Coverboard</u> : LRFIA or LRFIA(BG), 6-inch o.c.	BP-CA5 or SBS-CA5	(Optional) One or more BP-CA5 or SBS-CA5	BP-CA5 or SBS-CA5	-60.0*
W-12.	Min. 19/32-inch CDX plywood; 24" span; #10 wood screws, 6" o.c.	2-inch Trisotech G, Trisotech CGF, Trisotech, EnergyGuard Polyiso Insulation, ISO 95+ GL, RESISTA, Multi-Max FA3	Tremco #15 EHD with Tremco 3" Metal Insulation Plate	1 per 1.0 ft ²	<u>Additional Insulation Layer(s)</u> : (Optional) Min. 1-inch base insulation <u>Coverboard</u> : Min. 0.5-inch DensDeck Prime or SECUROCK Gypsum-Fiber Roof Board	LRFIA or LRFIA(BG), 6-inch o.c.	BP-CA5 or SBS-CA5	(Optional) One or more BP-CA5 or SBS-CA5	BP-CA5 or SBS-CA5	-82.5
HOT-ASPHALT-APPLIED BASE PLY:										
W-13.	Min. 19/32-inch CDX plywood; 24" span; 8d ring shank nails, 6" o.c.	2-inch Trisotech G, Trisotech CGF, Trisotech, EnergyGuard Polyiso Insulation, ISO 95+ GL, RESISTA, Multi-Max FA3	Tremco #15 EHD Fastener with Tremco 3" Metal Insulation Plate	1 per 2.0 ft ²	<u>Additional Insulation Layer(s)</u> : (Optional) Min. 1-inch Trisotech G, Trisotech CGF, EnergyGuard Polyiso Insulation, Trisotech, H-Shield, ISO 95+ GL, Multi-Max FA3, RESISTA, UltraMax or Styrofoam Brand Roofmate, Highload 60 or Plazamate <u>Coverboard</u> : Min. 1-inch MonoBoard Plus (no extrapolation permitted for ribbon attachment)	<u>Additional Layer(s)</u> : LRFIA or LRFIA(BG) <u>Coverboard</u> : LRFIA or LRFIA(BG), 6-inch o.c.	BP-AA, SBS-AA	(Optional) One or more BP-CA1, BP-AA, SBS-CA1, SBS-AA or APP-TA	BP-CA1, BP-AA, SBS-CA1, SBS-AA or APP-TA	-60.0*

TABLE 1A: WOOD DECKS – NEW CONSTRUCTION, REROOF (TEAR-OFF) OR RECOVER
SYSTEM TYPE B-1: MECHANICALLY ATTACHED BASE INSULATION, BONDED TOP INSULATION, BONDED ROOF COVER

System No.	Deck (Note 1)	Base Insulation Layer			Top Insulation Layer (s)		Roof Cover (Note 15)			MDP (psf)
		Type	Fastener (Note 11)	Attach	Type	Attach (Notes 6,7,8)	Base Ply	Ply	Cap Ply	
W-14.	Min. 19/32-inch (new) or min. 15/32-inch (existing) plywood at max. 24" span; 8d ring shank nails, 6" o.c.	Min. 1.5-inch Trisotech or Trisotech G	Note 2 (min. #14 fasteners only)	1 per 2.0 ft ²	<u>Additional Insulation Layer(s)</u> : (Optional) Min. 1.5-inch base insulation <u>Coverboard</u> : Min. 0.125-inch TremBoard AC or min. 0.25-inch DenDeck, DensDeck Prime, DEXcell FA Glass Mat Roof Board or SECUROCK Gypsum-Fiber Roof Board or min. . 0.5-inch Structodek HD with Primed Red Coating	Hot asphalt	BP-AA, SBS-AA	(Optional) One or more BP-CA1, BP-AA, SBS-CA1, SBS-AA or APP-TA	BP-CA1, BP-AA, SBS-CA1, SBS-AA or APP-TA	-60.0
W-15.	Min. 19/32-inch (new) or min. 15/32-inch (existing) plywood at max. 24" span; 8d ring shank nails, 6" o.c.	Min. 1.5-inch Trisotech or Trisotech G	Note 2 (min. #14 fasteners only)	1 per 2.0 ft ²	<u>Additional Insulation Layer(s)</u> : (Optional) Min. 1.5-inch base insulation <u>Coverboard</u> : Min. 1-inch MonoBoard Plus	Hot asphalt	BP-AA, SBS-AA	(Optional) One or more BP-CA1, BP-AA, SBS-CA1, SBS-AA or APP-TA	BP-CA1, BP-AA, SBS-CA1, SBS-AA or APP-TA	-60.0*
SEBS-APPLIED BASE PLY:										
W-16.	Min. 19/32-inch CDX plywood; 24" span; 8d ring shank nails, 6" o.c.	2-inch Trisotech G, Trisotech CGF, Trisotech, EnergyGuard Polyiso Insulation, ISO 95+ GL, RESISTA, Multi-Max FA3	Tremco #15 EHD Fastener with Tremco 3" Metal Insulation Plate	1 per 2.0 ft ²	<u>Additional Insulation Layer(s)</u> : (Optional) Min. 1-inch Trisotech G, Trisotech CGF, EnergyGuard Polyiso Insulation, Trisotech, H-Shield, ISO 95+ GL, Multi-Max FA3, RESISTA, UltraMax or Styrofoam Brand Roofmate, Highload 60 or Plazamate <u>Coverboard</u> : Min. 1-inch MonoBoard Plus (no extrapolation permitted for ribbon attachment)	<u>Additional Layer(s)</u> : LRFIA or LRFIA(BG) <u>Coverboard</u> : LRFIA or LRFIA(BG), 6-inch o.c.	BP-SEBS, SBS-SEBS	(Optional) BP-SEBS, SBS-SEBS	SBS-SEBS	-60.0*
W-17.	Min. 19/32-inch (new) or min. 15/32-inch (existing) plywood at max. 24" span; 8d ring shank nails, 6" o.c.	Min. 1.5-inch Trisotech or Trisotech G	Note 2 (min. #14 fasteners only)	1 per 2.0 ft ²	<u>Additional Insulation Layer(s)</u> : (Optional) Min. 1.5-inch base insulation <u>Coverboard</u> : Min. 0.125-inch TremBoard AC or min. 0.25-inch DenDeck, DensDeck Prime, DEXcell FA Glass Mat Roof Board or SECUROCK Gypsum-Fiber Roof Board or min. . 0.5-inch Structodek HD with Primed Red Coating	Hot asphalt	BP-SEBS, SBS-SEBS	(Optional) BP-SEBS, SBS-SEBS	SBS-SEBS	-60.0
W-18.	Min. 19/32-inch (new) or min. 15/32-inch (existing) plywood at max. 24" span; 8d ring shank nails, 6" o.c.	Min. 1.5-inch Trisotech or Trisotech G	Note 2 (min. #14 fasteners only)	1 per 2.0 ft ²	<u>Additional Insulation Layer(s)</u> : (Optional) Min. 1.5-inch base insulation <u>Coverboard</u> : Min. 1-inch MonoBoard Plus	Hot asphalt	BP-SEBS, SBS-SEBS	(Optional) BP-SEBS, SBS-SEBS	SBS-SEBS	-60.0*

TABLE 1B: WOOD DECKS - NEW CONSTRUCTION, REROOF (TEAR-OFF)
SYSTEM TYPE B-2: MECHANICALLY ATTACHED THERMAL BARRIER, BONDED VAPOR BARRIER, BONDED TOP INSULATION, BONDED ROOF COVER

System No.	Deck (Note 1)	Thermal Barrier			Vapor Barrier (Note 15)	Insulation Layer(s)		Roof Cover (Note 15)			MDP (psf)
		Type	Fastener (Note 11)	Attach		Type	Attach (Notes 6,7,8)	Base Ply	Ply	Cap Ply	
BURMASTIC ADHESIVE MC APPLIED BASE PLY:											
W-19.	Min. 19/32-inch (new) or min. 15/32-inch (existing) plywood at max. 24" span; 8d ring shank nails, 6" o.c.	Min. 0.5-inch DensDeck Prime or SECUROCK Gypsum-Fiber Roof Board	Dekfast DF-#14-PH3 with Dekfast PLT-R-3, Tremco #14 Heavy Duty with Tremco 3 in. Galvalume Steel Plate or Tremco #14 HD Fastener with Tremco 3" Metal Insulation Plate	1 per 2.0 ft ²	Base Ply: BP-CA5 or SBS-CA5	<u>Insulation Layer(s)</u> : One or more, min. 1-inch Trisotech G, Trisotech CGF, EnergyGuard Polyiso Insulation, Trisotech, H-Shield, ISO 95+ GL, Multi-Max FA3, RESISTA, UltraMax or Styrofoam Brand Roofmate, Highload 60 or Plazamate <u>Coverboard</u> : Min. 0.5-inch DensDeck Prime, SECUROCK Gypsum Fiber Roof Board or SECUROCK Cement Roof Board or min. 7/16-inch DEXcell Cement Roof Board	LRFIA or LRFIA(BG)	BP-CA6 or SBS-CA6	(Optional) One or more BP-CA6 or SBS-CA6	BP-CA6 or SBS-CA6	-45.0*
W-20.	Min. 19/32-inch (new) or min. 15/32-inch (existing) plywood at max. 24" span; 8d ring shank nails, 6" o.c.	Min. 0.5-inch SECUROCK Gypsum-Fiber Roof Board	Dekfast DF-#14-PH3 with Dekfast PLT-R-3, Tremco #1410 Fastener with Tremco Disc 3 in. Steel Stress Plate or Tremco #14 HD Fastener with Tremco 3" Metal Insulation Plate	1 per 2.0 ft ²	AVC Primer followed by AVC	<u>Insulation Layer(s)</u> : One or more, min. 1-inch Trisotech G, Trisotech CGF, EnergyGuard Polyiso Insulation, Trisotech, H-Shield, ISO 95+ GL, Multi-Max FA3, RESISTA, UltraMax or Styrofoam Brand Roofmate, Highload 60 or Plazamate <u>Coverboard</u> : Min. 0.5-inch DensDeck Prime, SECUROCK Gypsum Fiber Roof Board or SECUROCK Cement Roof Board or min. 7/16-inch DEXcell Cement Roof Board	LRFIA or LRFIA(BG)	BP-CA6 or SBS-CA6	(Optional) One or more BP-CA6 or SBS-CA6	BP-CA6 or SBS-CA6	-45.0*
W-21.	Min. 19/32-inch (new) or min. 15/32-inch (existing) plywood at max. 24" span; #8 wood screws, 6" o.c.	Min. 0.5-inch DensDeck Prime or SECUROCK Gypsum-Fiber Roof Board	Dekfast DF-#14-PH3 with Dekfast PLT-R-3, Tremco #14 Heavy Duty with Tremco 3 in. Galvalume Steel Plate or Tremco #14 HD Fastener with Tremco 3" Metal Insulation Plate	1 per 1.3 ft ²	Base Ply: BP-CA5 or SBS-CA5	<u>Insulation Layer(s)</u> : One or more, min. 1-inch Trisotech G, Trisotech CGF, EnergyGuard Polyiso Insulation, Trisotech, H-Shield, ISO 95+ GL, Multi-Max FA3, RESISTA, UltraMax or Styrofoam Brand Roofmate, Highload 60 or Plazamate <u>Coverboard</u> : Min. 0.5-inch DensDeck Prime, SECUROCK Gypsum Fiber Roof Board or SECUROCK Cement Roof Board or min. 7/16-inch DEXcell Cement Roof Board	LRFIA or LRFIA(BG), 6-inch o.c.	BP-CA6 or SBS-CA6	(Optional) One or more BP-CA6 or SBS-CA6	BP-CA6 or SBS-CA6	-90.0
POWERPLY ENDURE BIO ADHESIVE TF APPLIED BASE PLY:											
W-22.	Min. 19/32-inch (new) or min. 15/32-inch (existing) plywood at max. 24" span; 8d ring shank nails, 6" o.c.	Min. 0.5-inch DensDeck Prime or SECUROCK Gypsum-Fiber Roof Board	Dekfast DF-#14-PH3 with Dekfast PLT-R-3, Tremco #14 Heavy Duty with Tremco 3 in. Galvalume Steel Plate or Tremco #14 HD Fastener with Tremco 3" Metal Insulation Plate	1 per 2.0 ft ²	Base Ply: BP-CA5 or SBS-CA5	<u>Insulation Layer(s)</u> : One or more, min. 1-inch Trisotech G, Trisotech CGF, EnergyGuard Polyiso Insulation, Trisotech, H-Shield, ISO 95+ GL, Multi-Max FA3, RESISTA, UltraMax or Styrofoam Brand Roofmate, Highload 60 or Plazamate <u>Coverboard</u> : Min. 0.5-inch DensDeck Prime, SECUROCK Gypsum Fiber Roof Board or SECUROCK Cement Roof Board or min. 7/16-inch DEXcell Cement Roof Board	LRFIA or LRFIA(BG)	BP-CA5 or SBS-CA5	(Optional) One or more BP-CA5 or SBS-CA5	BP-CA5 or SBS-CA5	-45.0*
W-23.	Min. 19/32-inch (new) or min. 15/32-inch (existing) plywood at max. 24" span; 8d ring shank nails, 6" o.c.	Min. 0.5-inch SECUROCK Gypsum-Fiber Roof Board	Dekfast DF-#14-PH3 with Dekfast PLT-R-3, Tremco #14 Heavy Duty with Tremco 3 in. Galvalume Steel Plate or Tremco #14 HD Fastener with Tremco 3" Metal Insulation Plate	1 per 2.0 ft ²	AVC Primer followed by AVC	<u>Insulation Layer(s)</u> : One or more, min. 1-inch Trisotech G, Trisotech CGF, EnergyGuard Polyiso Insulation, Trisotech, H-Shield, ISO 95+ GL, Multi-Max FA3, RESISTA, UltraMax or Styrofoam Brand Roofmate, Highload 60 or Plazamate <u>Coverboard</u> : Min. 0.5-inch DensDeck Prime, SECUROCK Gypsum Fiber Roof Board or SECUROCK Cement Roof Board or min. 7/16-inch DEXcell Cement Roof Board	LRFIA or LRFIA(BG)	BP-CA5 or SBS-CA5	(Optional) One or more BP-CA5 or SBS-CA5	BP-CA5 or SBS-CA5	-45.0*
W-24.	Min. 19/32-inch (new) or min. 15/32-inch (existing) plywood at max. 24" span; #8 wood screws, 6" o.c.	Min. 0.5-inch DensDeck Prime or SECUROCK Gypsum-Fiber Roof Board	Dekfast DF-#14-PH3 with Dekfast PLT-R-3, Tremco #14 Heavy Duty with Tremco 3 in. Galvalume Steel Plate or Tremco #14 HD Fastener with Tremco 3" Metal Insulation Plate	1 per 1.3 ft ²	Base Ply: BP-CA5 or SBS-CA5	<u>Insulation Layer(s)</u> : One or more, min. 1-inch Trisotech G, Trisotech CGF, EnergyGuard Polyiso Insulation, Trisotech, H-Shield, ISO 95+ GL, Multi-Max FA3, RESISTA, UltraMax or Styrofoam Brand Roofmate, Highload 60 or Plazamate <u>Coverboard</u> : Min. 0.5-inch DensDeck Prime, SECUROCK Gypsum Fiber Roof Board or SECUROCK Cement Roof Board or min. 7/16-inch DEXcell Cement Roof Board	LRFIA or LRFIA(BG), 6-inch o.c.	BP-CA5 or SBS-CA5	(Optional) One or more BP-CA5 or SBS-CA5	BP-CA5 or SBS-CA5	-90.0

**TABLE 1C: WOOD DECKS – NEW CONSTRUCTION OR REROOF (TEAR-OFF)
SYSTEM TYPE B-3: MECHANICALLY ATTACHED ANCHOR SHEET, BONDED INSULATION, BONDED ROOF COVER**

System No.	Deck (Note 1)	Anchor Sheet			Vapor Barrier (Note 15)	Base Insulation		Top Insulation		Roof Cover (Note 15)			MDP (psf)
		Type	Fasten (Note 11)	Attach		Type	Attach (Notes 6,7,8)	Type	Attach (Notes 6,7,8)	Base Ply	Ply	Cap Ply	
BURMASTIC ADHESIVE MC APPLIED BASE PLY:													
W-25.	Min. 19/32-inch (new) or min. 15/32-inch (existing) plywood at max. 24" span & blocked 48" o.c.; #10 screws, 6" o.c.	BURmastic Composite Ply HT, BURmastic Composite Ply Premium	Trufast Versa Fastener & Plate; 2 screws per plate installed 180° into the holes of the plate*	6-inch o.c. at 4-inch lap and 6-inch o.c. at three (3), equally spaced, staggered center rows	SBS-CA6	Min. 1-inch Trisotech G, Trisotech CGF, Trisotech, EnergyGuard Polyiso Insulation, H-Shield, ISO 95+ GL, Multi-Max FA3	LRFIA or LRFIA(BG), 6-inch o.c.	Min. 0.5-inch DensDeck Prime or SECUROCK Gypsum-Fiber Roof Board	LRFIA or LRFIA(BG), 6-inch o.c.	BP-CA6 or SBS-CA6	(Optional) One or more BP-CA6 or SBS-CA6	BP-CA6 or SBS-CA6	-97.5
	<i>Note: *Versa Fastener screws shall be of sufficient length for min. 1-inch penetration through the sheathing. For existing decks, field withdrawal resistance testing (Note 11) shall yield minimum 85 lbf.</i>												
POWERPLY ENDURE BIO ADHESIVE TF APPLIED BASE PLY:													
W-26.	Min. 19/32-inch (new) or min. 15/32-inch (existing) plywood at max. 24" span & blocked 48" o.c.; #10 screws, 6" o.c.	BURmastic Composite Ply HT, BURmastic Composite Ply Premium	Trufast Versa Fastener & Plate; 2 screws per plate installed 180° into the holes of the plate*	6-inch o.c. at 4-inch lap and 6-inch o.c. at three (3), equally spaced, staggered center rows	SBS-CA5	Min. 1-inch Trisotech G, Trisotech CGF, Trisotech, EnergyGuard Polyiso Insulation, H-Shield, ISO 95+ GL, Multi-Max FA3	LRFIA or LRFIA(BG), 6-inch o.c.	Min. 0.5-inch SECUROCK Gypsum-Fiber Roof Board	LRFIA or LRFIA(BG), 6-inch o.c.	BP-CA5 or SBS-CA5	(Optional) One or more BP-CA5 or SBS-CA5	BP-CA5 or SBS-CA5	-127.5
	<i>Note: *Versa Fastener screws shall be of sufficient length for min. 1-inch penetration through the sheathing. For existing decks, field withdrawal resistance testing (Note 11) shall yield minimum 85 lbf.</i>												
SEBS-APPLIED BASE PLY:													
W-27.	Min. 19/32-inch (new) or min. 15/32-inch (existing) plywood at max. 24" span & blocked 48" o.c.; #10 screws, 6" o.c.	BURmastic Composite Ply HT, BURmastic Composite Ply Premium	Trufast Versa Fastener & Plate; 2 screws per plate installed 180° into the holes of the plate*	6-inch o.c. at 4-inch lap and 6-inch o.c. at three (3), equally spaced, staggered center rows	SBS-SEBS	Min. 1-inch Trisotech G, Trisotech CGF, Trisotech, EnergyGuard Polyiso Insulation, H-Shield, ISO 95+ GL, Multi-Max FA3	LRFIA or LRFIA(BG), 6-inch o.c.	Min. 0.5-inch DensDeck Prime or SECUROCK Gypsum-Fiber Roof Board	LRFIA or LRFIA(BG), 6-inch o.c.	BP-SEBS or SBS-SEBS	(Optional) BP-SEBS, SBS-SEBS	SBS-SEBS	-127.5
	<i>Note: *Versa Fastener screws shall be of sufficient length for min. 1-inch penetration through the sheathing. For existing decks, field withdrawal resistance testing (Note 11) shall yield minimum 85 lbf.</i>												
TORCH-APPLIED BASE PLY:													
W-28.	Min. 19/32-inch (new) or min. 15/32-inch (existing) plywood at max. 24" span & blocked 48" o.c.; #10 screws, 6" o.c.	BURmastic Composite Ply HT, BURmastic Composite Ply Premium	Trufast Versa Fastener & Plate; 2 screws per plate installed 180° into the holes of the plate*	6-inch o.c. at 4-inch lap and 6-inch o.c. at three (3), equally spaced, staggered center rows	SBS-TA	Min. 1-inch Trisotech G, Trisotech CGF, Trisotech, EnergyGuard Polyiso Insulation, H-Shield, ISO 95+ GL, Multi-Max FA3	LRFIA or LRFIA(BG), 6-inch o.c.	Min. 0.5-inch DensDeck Prime or SECUROCK Gypsum-Fiber Roof Board	LRFIA or LRFIA(BG), 6-inch o.c.	SBS-TA	(Optional) SBS-TA	SBS-TA	-127.5
	<i>Note: *Versa Fastener screws shall be of sufficient length for min. 1-inch penetration through the sheathing. For existing decks, field withdrawal resistance testing (Note 11) shall yield minimum 85 lbf.</i>												

TABLE 1D: WOOD DECKS – NEW CONSTRUCTION, REROOF (TEAR-OFF) OR RECOVER
SYSTEM TYPE C-1: MECHANICALLY ATTACHED INSULATION, BONDED ROOF COVER

System No.	Deck (Note 1)	Base Insulation (Note 3 , Note 13)	Top Insulation			Roof Cover (Note 15)			MDP (psf)
			Type	Fastener (Note 11)	Attach	Base Ply	Ply	Cap Ply	
POWERPLY ENDURE BIO ADHESIVE TF APPLIED BASE PLY:									
W-29.	Min. 19/32-inch (new) or min. 15/32-inch (existing) plywood at max. 24" span; 8d ring shank nails, 6" o.c.	One or more layers, any combination, min. 1.5-inch total thickness, loose laid	Min. 0.25-inch DenDeck, DensDeck Prime, DEXcell FA Glass Mat Roof Board or SECUROCK Gypsum-Fiber Roof Board or min. 0.5-inch Structodek HD with Primed Red Coating	Note 2 (min. #14 fasteners only)	1 per 2.0 ft ² (16 per 4x8 ft board)	POWERply Endure 100, 200, 300 or 320 Smooth in POWERply Endure BIO Adhesive TF	(Optional) POWERply Endure 100, 200, 300 or 320 Smooth in POWERply Endure BIO Adhesive TF	POWERply Endure 100, 200, 300 or 320 FR in POWERply Endure BIO Adhesive TF	-60.0*
HOT-ASPHALT-APPLIED BASE PLY:									
W-30.	Min. 19/32-inch (new) or min. 15/32-inch (existing) plywood at max. 24" span; 8d ring shank nails, 6" o.c.	One or more layers, any combination, min. 1.5-inch total thickness, loose laid	Min. 0.25-inch DenDeck, DensDeck Prime, DEXcell FA Glass Mat Roof Board or SECUROCK Gypsum-Fiber Roof Board or min. 0.5-inch Structodek HD with Primed Red Coating	Note 2 (min. #14 fasteners only)	1 per 2.0 ft ² (16 per 4x8 ft board)	POWERply Endure 100, 200, 300 or 320 Smooth in hot asphalt	(Optional) POWERply Endure 100, 200, 300 or 320 Smooth in hot asphalt	POWERply Endure 100, 200, 300 or 320 FR in hot asphalt	-60.0*
SEBS-APPLIED BASE PLY:									
W-31.	Min. 19/32-inch (new) or min. 15/32-inch (existing) plywood at max. 24" span; 8d ring shank nails, 6" o.c.	One or more layers, any combination, min. 1.5-inch total thickness, loose laid	Min. 0.25-inch DenDeck, DensDeck Prime, DEXcell FA Glass Mat Roof Board or SECUROCK Gypsum-Fiber Roof Board or min. 0.5-inch Structodek HD with Primed Red Coating	Note 2 (min. #14 fasteners only)	1 per 2.0 ft ² (16 per 4x8 ft board)	POWERply Endure 100, 200, 300 or 320 Smooth in THERMastic 80	(Optional) POWERply Endure 100, 200, 300 or 320 Smooth in THERMastic 80	POWERply Endure 100, 200, 300 or 320 FR in THERMastic 80	-60.0*

TABLE 1E: WOOD DECKS – NEW CONSTRUCTION, REROOF (TEAR-OFF) OR RECOVER
SYSTEM TYPE D-2: INSULATED, MECHANICALLY ATTACHED BASE SHEET, BONDED ROOF COVER

System No.	Deck (Note 1)	Slip Sheet	Insulation and/or Thermal Barrier (Note 3, Note 13)	Base Sheet			Roof Cover (Note 15)		MDP (psf)
				Type	Fastener (Note 11)	Spacing	Base Ply	Cap Ply	
BURMASTIC ADHESIVE MC APPLIED BASE PLY:									
W-32.	Min. 19/32-inch plywood at max. 24-inch span; #9 x 2½" wood screws; 6" o.c.	(Optional) UL Certified, Type G2 base sheet (ASTM D4601, Type II), loose laid	One or more layers, any combination, prelim. attach	BURmastic Composite Ply HT, BURmastic Composite Ply Premium, BURmastic Composite Ply HT Green	Tremco #14 HD with Tremco 2.4" Barbed Metal Seam Plate	6-inch o.c. at the min. 4-inch wide side laps	One or more BP-CA6 or SBS-CA6	BP-CA1 or SBS-CA1	-60.0
W-33.	Min. 19/32-inch plywood at max. 24-inch span; #9 x 2½" wood screws; 6" o.c.	(Optional) UL Certified, Type G2 base sheet (ASTM D4601, Type II), loose laid	One or more layers, any combination, prelim. attach	BURmastic Composite Ply HT, BURmastic Composite Ply Premium, BURmastic Composite Ply HT Green	Tremco #14 HD with Tremco 2.4" Barbed Metal Seam Plate	6-inch o.c. at the min. 4-inch wide side laps	One or more BP-CA6 or SBS-CA6	BP-CA6 or SBS-CA6	-67.5
HOT-ASPHALT-APPLIED BASE PLY:									
W-34.	Min. 19/32-inch plywood at max. 24-inch span; #9 x 2½" wood screws; 6" o.c.	(Optional) UL Certified, Type G2 base sheet (ASTM D4601, Type II), loose laid	One or more layers, any combination, prelim. attach	BURmastic Composite Ply HT, BURmastic Composite Ply Premium, BURmastic Composite Ply HT Green	Tremco #14 HD with Tremco 2.4" Barbed Metal Seam Plate	6-inch o.c. at the min. 4-inch wide side laps	One or more BP-AA, SBS-AA	BP-AA, SBS-AA or APP-TA	-67.5
W-35.	Min. 19/32-inch plywood at max. 24-inch span; #9 x 2½" wood screws; 6" o.c.	(Optional) UL Certified, Type G2 base sheet (ASTM D4601, Type II), loose laid	One or more layers, any combination, prelim. attach	BURmastic Composite Ply HT, BURmastic Composite Ply Premium, BURmastic Composite Ply HT Green	Tremco #14 HD with Tremco 2.4" Barbed Metal Seam Plate	6-inch o.c. at the min. 4-inch wide side laps	One or more SBS-AA	SBS-TA	-67.5
SEBS-APPLIED BASE PLY:									
W-36.	Min. 19/32-inch plywood at max. 24-inch span; #9 x 2½" wood screws; 6" o.c.	(Optional) UL Certified, Type G2 base sheet (ASTM D4601, Type II), loose laid	One or more layers, any combination, prelim. attach	BURmastic Composite Ply HT, BURmastic Composite Ply Premium, BURmastic Composite Ply HT Green	Tremco #14 HD with Tremco 2.4" Barbed Metal Seam Plate	6-inch o.c. at the min. 4-inch wide side laps	One or more BP-SEBS, SBS-SEBS	BP-SEBS, SBS-SEBS	-67.5
TORCH-APPLIED BASE PLY:									
W-37.	Min. 19/32-inch plywood at max. 24-inch span; #9 x 2½" wood screws; 6" o.c.	(Optional) UL Certified, Type G2 base sheet (ASTM D4601, Type II), loose laid	One or more layers, any combination, prelim. attach	BURmastic Composite Ply HT, BURmastic Composite Ply Premium, BURmastic Composite Ply HT Green	Tremco #14 HD with Tremco 2.4" Barbed Metal Seam Plate	6-inch o.c. at the min. 4-inch wide side laps	One or more APP-TA, SBS-TA	APP-TA, SBS-TA	-67.5

**TABLE 1F: WOOD DECKS – NEW CONSTRUCTION, REROOF (TEAR-OFF) OR RECOVER
SYSTEM TYPE D-2: INSULATED, MECHANICALLY ATTACHED POWERFAST, BONDED ROOF COVER**

System No.	Deck (Note 1)	Slip Sheet	Insulation and/or Thermal Barrier (Note 3, Note 13)	PowerFAST (Note 15A)			Roof Cover (Note 15)		MDP (psf)
				Type	Fastener (Note 11)	Spacing	Base Ply	Cap Ply	
POWERPLY 300 SMOOTH WITH FASTENER AND STRESS PLATE:									
W-38.	Min. 19/32-inch (new) or min. 15/32-inch (existing) plywood at max. 24" span	(Optional) UL Certified, Type G2 base sheet (ASTM D4601, Type II), loose laid	One or more layers, any combination, prelim. attach	POWERply 300 Smooth	Tremco #15 EHD with Tremco 2" Barbed Metal Seam Plate	18-inch o.c. within the min. 4-inch wide, hot-air-weld-sealed, Tremco LF Adhesive sealed side laps	(Optional) BP-CA1 (laps sealed with Tremco LF Adhesive) or SBS-CA1 (laps hot air welded or sealed with Tremco LF Adhesive)	BP-CA1 (laps sealed with Tremco LF Adhesive) or SBS-CA1 (laps hot air welded or sealed with Tremco LF Adhesive)	-45.0*
W-39.	Min. 19/32-inch (new) or min. 15/32-inch (existing) plywood at max. 24" span	(Optional) UL Certified, Type G2 base sheet (ASTM D4601, Type II), loose laid	One or more layers, any combination, prelim. attach	POWERply 300 Smooth	Tremco #15 EHD with Tremco 2" Barbed Metal Seam Plate	18-inch o.c. within the 4-inch wide, hot-air-weld-sealed sealed side laps	(Optional) APP-TA	APP-TA	-45.0*
POWERPLY ENDURE 100 SMOOTH WITH FASTENER AND STRESS PLATE:									
W-40.	Min. 19/32-inch (new) or min. 15/32-inch (existing) plywood at max. 24" span; 8d ring shank nails, 6" o.c.	(Optional) UL Certified, Type G2 base sheet (ASTM D4601, Type II), loose laid	One or more layers, any combination, min. 2-inch thick, prelim. attach	POWERply Endure 100 Smooth	Tremco #15 EHD with Tremco 2.4" Barbed Seam Plate	6-inch o.c. within the min. 5-inch wide, POWERply Endure BIO Adhesive TF sealed side laps	(Optional) POWERply Endure 100, 200, 300 or 320 Smooth in POWERply Endure BIO Adhesive TF	POWERply Endure 100, 200, 300 or 320 FR in POWERply Endure BIO Adhesive TF	-60.0*
POWERPLY HEAVY DUTY BASE SHEET WITH FASTENER AND STRESS PLATE:									
W-41.	Min. 15/32-inch plywood at max. 24-inch span; 8d ring shank nails, 6" o.c.	(Optional) UL Certified, Type G2 base sheet (ASTM D4601, Type II), loose laid	One or more layers, min. 1-inch, any combination, prelim. attach	POWERply Heavy Duty Base Sheet	Trufast Versa Fastener (min. 3/8" penetration) & Plate; 2 screws per plate installed 180° into the holes of the plate, parallel to the width-direction of the sheet*	12-inch o.c. within the min. 5-inch wide, Tremco LF Adhesive sealed side laps	(Optional) BP-CA1 (laps sealed with Tremco LF Adhesive) or SBS-CA1 (laps hot air welded or sealed with Tremco LF Adhesive)	BP-CA1 (laps sealed with Tremco LF Adhesive) or SBS-CA1 (laps hot air welded or sealed with Tremco LF Adhesive)	-45.0
	Note:	*For re-roof or recover construction, field withdrawal resistance testing (Note 11) shall yield minimum 232 lbf.							
W-42.	Min. 15/32-inch plywood at max. 24-inch span; 8d ring shank nails, 6" o.c.	(Optional) UL Certified, Type G2 base sheet (ASTM D4601, Type II), loose laid	One or more layers, min. 1-inch, any combination, prelim. attach	POWERply Heavy Duty Base Sheet	Trufast Versa Fastener (min. 3/8" penetration) & Plate; 2 screws per plate installed 180° into the holes of the plate, parallel to the width-direction of the sheet*	12-inch o.c. within the min. 5-inch wide, Tremco LF Adhesive sealed side laps	(Optional) BP-AA, SBS-AA, BP-SEBS, SBS-SEBS or SBS-TA	BP-AA, SBS-AA, SBS-SEBS or SBS-TA	-45.0
	Note:	*For re-roof or recover construction, field withdrawal resistance testing (Note 11) shall yield minimum 232 lbf.							
W-43.	Min. 19/32-inch plywood at max. 24-inch span; 8d ring shank nails, 6" o.c.	(Optional) UL Certified, Type G2 base sheet (ASTM D4601, Type II), loose laid	One or more layers, any combination, prelim. attach	POWERply Heavy Duty Base Sheet	Tremco #15 EHD with Tremco 2" Barbed Metal Seam Plate	9-inch o.c. within the min. 4-inch wide Tremco LF Adhesive sealed side laps	(Optional) BP-CA1 (laps sealed with Tremco LF Adhesive) or SBS-CA1 (laps hot air welded or sealed with Tremco LF Adhesive)	BP-CA1 (laps sealed with Tremco LF Adhesive) or SBS-CA1 (laps hot air welded or sealed with Tremco LF Adhesive)	-52.5

TABLE 1F: WOOD DECKS – NEW CONSTRUCTION, REROOF (TEAR-OFF) OR RECOVER
SYSTEM TYPE D-2: INSULATED, MECHANICALLY ATTACHED POWERFAST, BONDED ROOF COVER

System No.	Deck (Note 1)	Slip Sheet	Insulation and/or Thermal Barrier (Note 3, Note 13)	PowerFAST (Note 15A)			Roof Cover (Note 15)		MDP (psf)
				Type	Fastener (Note 11)	Spacing	Base Ply	Cap Ply	
W-44.	Min. 19/32-inch plywood at max. 24-inch span; 8d ring shank nails, 6" o.c.	(Optional) UL Certified, Type G2 base sheet (ASTM D4601, Type II), loose laid	One or more layers, any combination, prelim. attach	POWERply Heavy Duty Base Sheet	Tremco #15 EHD with Tremco 2" Barbed Metal Seam Plate	9-inch o.c. within the min. 4-inch wide POWERply Endure BIO Adhesive TF or Tremco LF Adhesive sealed side laps	(Optional) BP-CA5 or SBS-CA5	BP-CA5 or SBS-CA5	-52.5
W-45.	Min. 19/32-inch plywood at max. 24-inch span; 8d ring shank nails, 6" o.c.	(Optional) UL Certified, Type G2 base sheet (ASTM D4601, Type II), loose laid	One or more layers, any combination, prelim. attach	POWERply Heavy Duty Base Sheet	Tremco #15 EHD with Tremco 2" Barbed Metal Seam Plate	9-inch o.c. within the min. 4-inch wide Tremco LF Adhesive sealed side laps	(Optional) BP-AA, SBS-AA, BP-SEBS, SBS-SEBS or SBS-TA	BP-AA, SBS-AA, SBS-SEBS or SBS-TA	-52.5
W-46.	Min. 19/32-inch plywood at max. 24-inch span; 8d ring shank nails, 6" o.c.	(Optional) UL Certified, Type G2 base sheet (ASTM D4601, Type II), loose laid	One or more layers, any combination, prelim. attach	POWERply Heavy Duty Base Sheet	Tremco #15 EHD with Tremco 2" Barbed Metal Seam Plate	6-inch o.c. within the min. 4-inch wide Tremco LF Adhesive sealed side laps	(Optional) BP-CA1 (laps sealed with Tremco LF Adhesive) or SBS-CA1 (laps hot air welded or sealed with Tremco LF Adhesive)	BP-CA1 (laps sealed with Tremco LF Adhesive) or SBS-CA1 (laps hot air welded or sealed with Tremco LF Adhesive)	-60.0
W-47.	Min. 19/32-inch plywood at max. 24-inch span; 8d ring shank nails, 6" o.c.	(Optional) UL Certified, Type G2 base sheet (ASTM D4601, Type II), loose laid	One or more layers, min. 1-inch, any combination, prelim. attach	POWERply Heavy Duty Base Sheet	Trufast Versa Fastener (min. 3/4" penetration) & Plate; 2 screws per plate installed 180° into the holes of the plate, parallel to the width-direction of the sheet*	12-inch o.c. within the min. 5-inch wide, Tremco LF Adhesive sealed side laps	(Optional) BP-AA, SBS-AA, BP-SEBS, SBS-SEBS or SBS-TA	BP-AA, SBS-AA, BP-SEBS, SBS-SEBS or SBS-TA	-67.5
<i>Note: *For re-roof or recover construction, field withdrawal resistance testing (Note 11) shall yield minimum 349 lbf.</i>									
W-48.	Min. 19/32-inch plywood at max. 24-inch span; 8d ring shank nails, 6" o.c.	(Optional) UL Certified, Type G2 base sheet (ASTM D4601, Type II), loose laid	One or more layers, any combination, prelim. attach	POWERply Heavy Duty Base Sheet	Tremco #15 EHD with Tremco 2" Barbed Metal Seam Plate	6-inch o.c. within the min. 4-inch wide Tremco LF Adhesive sealed side laps	(Optional) BP-CA5 or SBS-CA5	BP-CA5 or SBS-CA5	-82.5
W-49.	Min. 19/32-inch plywood at max. 24-inch span; 8d ring shank nails, 6" o.c.	(Optional) UL Certified, Type G2 base sheet (ASTM D4601, Type II), loose laid	One or more layers, any combination, prelim. attach	POWERply Heavy Duty Base Sheet	Tremco #15 EHD with Tremco 2" Barbed Metal Seam Plate	6-inch o.c. within the min. 4-inch wide Tremco LF Adhesive sealed side laps	(Optional) BP-AA, SBS-AA, BP-SEBS, SBS-SEBS or SBS-TA	BP-AA, SBS-AA, SBS-SEBS or SBS-TA	-82.5
W-50.	Min. 19/32-inch plywood at max. 24-inch span; #9 x 2.5" wood screws, 6" o.c.	(Optional) UL Certified, Type G2 base sheet (ASTM D4601, Type II), loose laid	One or more layers, any combination, prelim. attach	POWERply Heavy Duty Base Sheet	Tremco #15 EHD with Tremco 2" Barbed Metal Seam Plate	6-inch o.c. within the min. 4-inch wide POWERply Endure BIO Adhesive TF sealed side laps	(Optional) BP-CA5, SBS-CA5	BP-CA5, SBS-CA5	-97.5

TABLE 1G: WOOD DECKS – NEW CONSTRUCTION, REROOF (TEAR-OFF) OR RECOVER
SYSTEM TYPE E-2: NON-INSULATED, MECHANICALLY ATTACHED BASE SHEET (SCREWS & PLATES), BONDED ROOF COVER

System No.	Deck (Note 1)	Slip Sheet	Base Sheet			Roof Cover (Note 15)		MDP (psf)
			Type	Fastener (Note 11)	Spacing	Base Ply	Cap Ply	
BURMASTIC ADHESIVE MC APPLIED BASE PLY:								
W-51.	Min. 19/32-inch plywood at max. 24-inch span; #9 x 2½" wood screws; 6" o.c.	(Optional) UL Certified, Type G2 base sheet (ASTM D4601, Type II), loose laid	BURmastic Composite Ply HT, BURmastic Composite Ply Premium, BURmastic Composite Ply HT Green	Tremco #14 HD with Tremco 2.4" Barbed Metal Seam Plate	6-inch o.c. at the min. 4-inch wide side laps	One or more BP-CA6 or SBS-CA6	BP-CA1 or SBS-CA1	-60.0
W-52.	Min. 19/32-inch plywood at max. 24-inch span; #9 x 2½" wood screws; 6" o.c.	(Optional) UL Certified, Type G2 base sheet (ASTM D4601, Type II), loose laid	BURmastic Composite Ply HT, BURmastic Composite Ply Premium, BURmastic Composite Ply HT Green	Tremco #14 HD with Tremco 2.4" Barbed Metal Seam Plate	6-inch o.c. at the min. 4-inch wide side laps	One or more BP-CA6 or SBS-CA6	BP-CA6 or SBS-CA6	-67.5
HOT-ASPHALT-APPLIED BASE PLY:								
W-53.	Min. 19/32-inch plywood at max. 24-inch span; #9 x 2½" wood screws; 6" o.c.	(Optional) UL Certified, Type G2 base sheet (ASTM D4601, Type II), loose laid	BURmastic Composite Ply HT, BURmastic Composite Ply Premium, BURmastic Composite Ply HT Green	Tremco #14 HD with Tremco 2.4" Barbed Metal Seam Plate	6-inch o.c. at the min. 4-inch wide side laps	BP-AA, SBS-AA	BP-AA, SBS-AA or APP-TA	-67.5
W-54.	Min. 19/32-inch plywood at max. 24-inch span; #9 x 2½" wood screws; 6" o.c.	(Optional) UL Certified, Type G2 base sheet (ASTM D4601, Type II), loose laid	BURmastic Composite Ply HT, BURmastic Composite Ply Premium, BURmastic Composite Ply HT Green	Tremco #14 HD with Tremco 2.4" Barbed Metal Seam Plate	6-inch o.c. at the min. 4-inch wide side laps	SBS-AA	SBS-TA	-67.5
SEBS-APPLIED BASE PLY:								
W-55.	Min. 19/32-inch plywood at max. 24-inch span; #9 x 2½" wood screws; 6" o.c.	(Optional) UL Certified, Type G2 base sheet (ASTM D4601, Type II), loose laid	BURmastic Composite Ply HT, BURmastic Composite Ply Premium, BURmastic Composite Ply HT Green	Tremco #14 HD with Tremco 2.4" Barbed Metal Seam Plate	6-inch o.c. at the min. 4-inch wide side laps	BP-SEBS, SBS-SEBS	BP-SEBS, SBS-SEBS	-67.5
TORCH-APPLIED BASE PLY:								
W-56.	Min. 19/32-inch plywood at max. 24-inch span; #9 x 2½" wood screws; 6" o.c.	(Optional) UL Certified, Type G2 base sheet (ASTM D4601, Type II), loose laid	BURmastic Composite Ply HT, BURmastic Composite Ply Premium, BURmastic Composite Ply HT Green	Tremco #14 HD with Tremco 2.4" Barbed Metal Seam Plate	6-inch o.c. at the min. 4-inch wide side laps	APP-TA, SBS-TA	APP-TA, SBS-TA	-67.5

TABLE 1H: WOOD DECKS – NEW CONSTRUCTION, REROOF (TEAR-OFF) OR RECOVER
SYSTEM TYPE E-2: NON-INSULATED, MECHANICALLY ATTACHED POWERFAST, BONDED ROOF COVER

System No.	Deck (Note 1)	Slip Sheet	PowerFAST (Note 15A)			Roof Cover (Note 15)		MDP (psf)
			Type	Fastener (Note 11)	Spacing	Base Ply	Cap Ply	
POWERPLY 300 SMOOTH WITH FASTENER AND STRESS PLATE:								
W-57.	Min. 19/32-inch (new) or min. 15/32-inch (existing) plywood at max. 24-inch span	(Optional) UL Certified, Type G2 sheet (ASTM D4601, Type II), loose	POWERply 300 Smooth	Tremco #15 EHD with Tremco 2" Barbed Metal Seam Plate	18-inch o.c. within the min. 4-inch wide, hot-air-weld-sealed, Tremco LF Adhesive sealed side laps	(Optional) BP-CA1 (laps sealed with Tremco LF Adhesive) OR SBS-CA1 (laps hot air welded or sealed with Tremco LF Adhesive)	BP-CA1 (laps sealed with Tremco LF Adhesive) OR SBS-CA1 (laps hot air welded or sealed with Tremco LF Adhesive)	-45.0*
W-58.	Min. 19/32-inch (new) or min. 15/32-inch (existing) plywood at max. 24-inch span	(Optional) UL Certified, Type G2 sheet (ASTM D4601, Type II), loose	POWERply 300 Smooth	Tremco #15 EHD with Tremco 2" Barbed Metal Seam Plate	18-inch o.c. within the min. 4-inch wide, hot-air-weld-sealed side laps	(Optional) APP-TA	APP-TA	-45.0*

TABLE 2A: STEEL DECKS - NEW CONSTRUCTION OR REROOF (TEAR-OFF)
SYSTEM TYPE A-1: BONDED INSULATION, BONDED ROOF COVER

 REFER TO [NOTE 16](#) FOR VAPOR BARRIER OPTIONS

System No.	Deck (Note 1)	Base Insulation Layer		Top Insulation Layer		Roof Cover (Note 15)			MDP (psf)
		Type	Attach (Notes 6,7,8)	Type	Attach (Notes 6,7,8)	Base Ply	Ply	Cap Ply	
BURMASTIC ADHESIVE OR POWERPLY STANDARD COLD ADHESIVE APPLIED BASE PLY:									
S-1.	Min. 22 ga., type B, Grade 40 steel; 6 ft span; #12 HWH Tek's 5, 6" o.c.	Min. 2-inch Trisotech G, Trisotech CGF, Trisotech or H-Shield	LRFIA or LRFIA(BG) (every other deck flange)	<u>Additional Insulation Layer(s):</u> (Optional) Min. 1-inch base insulation <u>Coverboard:</u> Min. 1-inch MonoBoard Plus or Min. 2-inch TopRock DD Plus (no extrapolation permitted for ribbon attachment)	<u>Additional Layer(s):</u> LRFIA or LRFIA(BG) <u>Coverboard:</u> LRFIA or LRFIA(BG), 6-inch o.c.	BP-CA1 or SBS-CA1	(Optional) One or more BP-CA1, or SBS-CA1	BP-CA1 or SBS-CA1	-52.5*
BURMASTIC ADHESIVE MC APPLIED BASE PLY:									
S-2.	Min. 22 ga., type B, Grade 40 steel; 6 ft span; #12 HWH Tek's 5, 6" o.c.	Min. 1.5-inch Trisotech G, Trisotech CGF, Trisotech, H-Shield, Multi-Max FA3 or Styrofoam Brand Roofmate, Highload 60 or Plazamate	LRFIA or LRFIA(BG) (every other deck flange)	<u>Additional Insulation Layer(s):</u> (Optional) Min. 1-inch base insulation <u>Coverboard:</u> Min. 0.125-inch TremBoard AC	LRFIA or LRFIA(BG), 12-inch o.c.	BP-CA6 or SBS-CA6	(Optional) One or more BP-CA1, BP-CA6, SBS-CA1 or SBS-CA6	BP-CA1, BP-CA6, SBS-CA1 or SBS-CA6	-52.5
S-3.	Min. 22 ga., type B, Grade 40 steel; 6 ft span; #12 HWH Tek's 5, 6" o.c.	Min. 2-inch Trisotech G, Trisotech CGF, Trisotech, H-Shield	LRFIA or LRFIA(BG) (every other deck flange)	<u>Additional Insulation Layer(s):</u> (Optional) Min. 1-inch base insulation <u>Coverboard:</u> Min. 0.5-inch Structodek HD with Primed Red Coating or DEXcell FA Glass Mat Roof Board	<u>Additional Layer(s):</u> LRFIA or LRFIA(BG) <u>Coverboard:</u> LRFIA or LRFIA(BG), 6-inch o.c.	BP-CA6 or SBS-CA6	(Optional) One or more BP-CA1, BP-CA6, SBS-CA1 or SBS-CA6	BP-CA1, BP-CA6, SBS-CA1 or SBS-CA6	-60.0
S-4.	Min. 22 ga., type B, Grade 40 steel; 6 ft span; #12 HWH Tek's 5, 6" o.c.	Min. 2-inch Trisotech G, Trisotech CGF, Trisotech, H-Shield	LRFIA or LRFIA(BG) (every other deck flange)	<u>Additional Insulation Layer(s):</u> (Optional) Min. 1-inch base insulation <u>Coverboard:</u> Min. 1-inch MonoBoard Plus or Min. 2-inch TopRock DD Plus (no extrapolation permitted for ribbon attachment)	<u>Additional Layer(s):</u> LRFIA or LRFIA(BG) <u>Coverboard:</u> LRFIA or LRFIA(BG), 6-inch o.c.	BP-CA6 or SBS-CA6	(Optional) One or more BP-CA1, BP-CA6, SBS-CA1 or SBS-CA6	BP-CA1, BP-CA6, SBS-CA1 or SBS-CA6	-60.0*
S-5.	Min. 22 ga., type B, Grade 40 steel; 6 ft span; #12 HWH Tek's 5, 6" o.c.	Min. 2-inch Trisotech G, Trisotech CGF, Trisotech, ISO 95+ GL, Multi-Max FA3, RESISTA, UltraMax or Styrofoam Brand Roofmate, Highload 60 or Plazamate	LRFIA (every other deck flange)	<u>Additional Insulation Layer(s):</u> (Optional) Min. 1-inch base insulation <u>Coverboard:</u> Min. 0.5-inch DensDeck Prime, SECUROCK Gypsum-Fiber Roof Board or SECUROCK Cement Roof Board or min. 7/16-inch DEXcell Cement Roof Board	LRFIA	BP-CA6 or SBS-CA6	(Optional) One or more BP-CA6 or SBS-CA6	BP-CA1, BP-CA6, SBS-CA1 or SBS-CA6	-60.0
S-6.	Min. 22 ga., type B, Grade 40 steel; 6 ft span; #12 HWH Tek's 5, 6" o.c.	Min. 2-inch Trisotech G, Trisotech CGF, Trisotech, H-Shield, ISO 95+ GL, RESISTA, UltraMax or Styrofoam Brand Roofmate, Highload 60 or Plazamate	LRFIA(BG) (every other deck flange)	<u>Additional Insulation Layer(s):</u> (Optional) Min. 1-inch base insulation <u>Coverboard:</u> Min. 0.5-inch DensDeck Prime, SECUROCK Gypsum-Fiber Roof Board or SECUROCK Cement Roof Board or min. 7/16-inch DEXcell Cement Roof Board	LRFIA(BG)	BP-CA6 or SBS-CA6	(Optional) One or more BP-CA6 or SBS-CA6	BP-CA1, BP-CA6, SBS-CA1 or SBS-CA6	-60.0

TABLE 2A: STEEL DECKS - NEW CONSTRUCTION OR REROOF (TEAR-OFF)
SYSTEM TYPE A-1: BONDED INSULATION, BONDED ROOF COVER

 REFER TO [NOTE 16](#) FOR VAPOR BARRIER OPTIONS

System No.	Deck (Note 1)	Base Insulation Layer		Top Insulation Layer		Roof Cover (Note 15)			MDP (psf)
		Type	Attach (Notes 6,7,8)	Type	Attach (Notes 6,7,8)	Base Ply	Ply	Cap Ply	
S-7.	Min. 22 ga., type B, Grade 80 steel; 6 ft span; #12 HWH Tekes 5 with 3/4" washers, 6" o.c.	Min. 2-inch Trisotech G, Trisotech CGF, Trisotech, ISO 95+ GL, Multi-Max FA3, RESISTA, UltraMax or Styrofoam Brand Roofmate, Highload 60 or Plazamate	LRFIA or LRFIA(BG) (every other deck flange)	Min. 0.5-inch SECUROCK Gypsum-Fiber Roof Board or SECUROCK Cement Roof Board or min. 7/16-inch DEXcell Cement Roof Board	LRFIA or LRFIA(BG), 12-inch o.c.	BP-CA6 or SBS-CA6	(Optional) One or more BP-CA6 or SBS-CA6	BP-CA1, BP-CA6, SBS-CA1 or SBS-CA6	-75.0
S-8.	Min. 22 ga., type B, Grade 40 steel; 6 ft span; two (2) #12 HWH Tekes 5 with 3/4" washers, 6" o.c.	Min. 0.5-inch DensDeck Prime, Min. 0.25-inch SECUROCK Gypsum-Fiber Roof Board, Min. 0.5-inch SECUROCK Cement Roof Board or min. 7/16-inch DEXcell Cement Roof Board	LRFIA or LRFIA(BG) (every other deck flange)	None	N/A	BP-CA6 or SBS-CA6	(Optional) One or more BP-CA6 or SBS-CA6	BP-CA1, BP-CA6, SBS-CA1 or SBS-CA6	-97.5
S-9.	Min. 22 ga., type B, Grade 40 steel; 6 ft span; two (2) #12 HWH Tekes 5 with 3/4" washers, 6" o.c.	Min. 2-inch Trisotech G, Trisotech CGF, Trisotech, ISO 95+ GL, Multi-Max FA3, RESISTA, UltraMax or Styrofoam Brand Roofmate, Highload 60 or Plazamate	LRFIA (every other deck flange)	<u>Additional Insulation Layer(s):</u> (Optional) Min. 1-inch base insulation <u>Coverboard:</u> Min. 0.5-inch DensDeck Prime, SECUROCK Gypsum-Fiber Roof Board or SECUROCK Cement Roof Board or min. 7/16-inch DEXcell Cement Roof Board	LRFIA, 6-inch o.c.	BP-CA6 or SBS-CA6	(Optional) One or more BP-CA6 or SBS-CA6	BP-CA1, BP-CA6, SBS-CA1 or SBS-CA6	-97.5
S-10.	Min. 22 ga., type B, Grade 40 steel; 6 ft span; two (2) #12 HWH Tekes 5 with 3/4" washers, 6" o.c.	Min. 2-inch Trisotech G, Trisotech CGF, Trisotech, H-Shield, ISO 95+ GL, RESISTA, UltraMax or Styrofoam Brand Roofmate, Highload 60 or Plazamate	LRFIA(BG) (every other deck flange)	<u>Additional Insulation Layer(s):</u> (Optional) Min. 1-inch base insulation <u>Coverboard:</u> Min. 0.5-inch DensDeck Prime, SECUROCK Gypsum-Fiber Roof Board or SECUROCK Cement Roof Board or min. 7/16-inch DEXcell Cement Roof Board	LRFIA(BG), 6-inch o.c.	BP-CA6 or SBS-CA6	(Optional) One or more BP-CA6 or SBS-CA6	BP-CA1, BP-CA6, SBS-CA1 or SBS-CA6	-97.5
POWERPLY ENDURE BIO ADHESIVE TF APPLIED BASE PLY:									
S-11.	Min. 22 ga., type B, Grade 40 steel; 6 ft span; #12 HWH Tekes 5, 6" o.c.	Min. 1.5-inch Trisotech G, Trisotech CGF, Trisotech, H-Shield, Multi-Max FA3 or Styrofoam Brand Roofmate, Highload 60 or Plazamate	LRFIA or LRFIA(BG) (every other deck flange)	<u>Additional Insulation Layer(s):</u> (Optional) Min. 1-inch base insulation <u>Coverboard:</u> Min. 0.125-inch TremBoard AC	LRFIA or LRFIA(BG), 12-inch o.c.	BP-CA5 or SBS-CA5	(Optional) One or more BP-CA5 or SBS-CA5	BP-CA5 or SBS-CA5	-52.5
S-12.	Min. 22 ga., type B, Grade 40 steel; 6 ft span; #12 HWH Tekes 5, 6" o.c.	Min. 2-inch Trisotech G, Trisotech CGF, Trisotech, H-Shield	LRFIA or LRFIA(BG) (every other deck flange)	<u>Additional Insulation Layer(s):</u> (Optional) Min. 1-inch base insulation <u>Coverboard:</u> Min. 0.5-inch Structodek HD with Primed Red Coating	<u>Additional Layer(s):</u> LRFIA or LRFIA(BG) <u>Coverboard:</u> LRFIA or LRFIA(BG), 6-inch o.c.	BP-CA5 or SBS-CA5	(Optional) One or more BP-CA5 or SBS-CA5	BP-CA5 or SBS-CA5	-60.0

TABLE 2A: STEEL DECKS - NEW CONSTRUCTION OR REROOF (TEAR-OFF)
SYSTEM TYPE A-1: BONDED INSULATION, BONDED ROOF COVER

 REFER TO [NOTE 16](#) FOR VAPOR BARRIER OPTIONS

System No.	Deck (Note 1)	Base Insulation Layer		Top Insulation Layer		Roof Cover (Note 15)			MDP (psf)
		Type	Attach (Notes 6,7,8)	Type	Attach (Notes 6,7,8)	Base Ply	Ply	Cap Ply	
S-13.	Min. 22 ga., type B, Grade 40 steel; 6 ft span; #12 HWH Tekes 5, 6" o.c.	Min. 2-inch Trisotech G, Trisotech CGF, Trisotech or H-Shield	LRFIA or LRFIA(BG) (every other deck flange)	Additional Insulation Layer(s): (Optional) Min. 1-inch base insulation Coverboard: Min. 1-inch MonoBoard (no extrapolation permitted for ribbon attachment)	Additional Layer(s): LRFIA or LRFIA(BG) Coverboard: LRFIA or LRFIA(BG), 6-inch o.c.	SBS-CA5	(Optional) One or more BP-CA5 or SBS-CA5	BP-CA5 or SBS-CA5	-60.0*
S-14.	Min. 22 ga., type B, Grade 40 steel; 6 ft span; #12 HWH Tekes 5, 6" o.c.	Min. 2-inch Trisotech G, Trisotech CGF, Trisotech or H-Shield	LRFIA or LRFIA(BG) (every other deck flange)	Additional Insulation Layer(s): (Optional) Min. 1-inch base insulation Coverboard: Min. 1-inch MonoBoard Plus or Min. 2-inch TopRock DD Plus (no extrapolation permitted for ribbon attachment)	Additional Layer(s): LRFIA or LRFIA(BG) Coverboard: LRFIA or LRFIA(BG), 6-inch o.c.	BP-CA5 or SBS-CA5	(Optional) One or more BP-CA5 or SBS-CA5	BP-CA5 or SBS-CA5	-60.0*
S-15.	Min. 22 ga., type B, Grade 40 steel; 6 ft span; #12 HWH Tekes 5, 6" o.c.	Min. 2-inch Trisotech G, Trisotech CGF, Trisotech, ISO 95+ GL, Multi-Max FA3, RESISTA, UltraMax or Styrofoam Brand Roofmate, Highload 60 or Plazamate	LRFIA (every other deck flange)	Additional Insulation Layer(s): (Optional) Min. 1-inch base insulation Coverboard: Min. 0.5-inch DensDeck Prime, SECUROCK Gypsum-Fiber Roof Board or SECUROCK Cement Roof Board or min. 7/16-inch DEXcell Cement Roof Board	LRFIA	BP-CA5 or SBS-CA5	(Optional) One or more BP-CA5 or SBS-CA5	BP-CA5 or SBS-CA5	-60.0
S-16.	Min. 22 ga., type B, Grade 40 steel; 6 ft span; #12 HWH Tekes 5, 6" o.c.	Min. 2-inch Trisotech G, Trisotech CGF, Trisotech, H-Shield, ISO 95+ GL, RESISTA, UltraMax or Styrofoam Brand Roofmate, Highload 60 or Plazamate	LRFIA(BG) (every other deck flange)	Additional Insulation Layer(s): (Optional) Min. 1-inch base insulation Coverboard: Min. 0.5-inch DensDeck Prime, SECUROCK Gypsum-Fiber Roof Board or SECUROCK Cement Roof Board or min. 7/16-inch DEXcell Cement Roof Board	LRFIA(BG)	BP-CA5 or SBS-CA5	(Optional) One or more BP-CA5 or SBS-CA5	BP-CA5 or SBS-CA5	-60.0
S-17.	Min. 22 ga., type B, Grade 80 steel; 6 ft span; #12 HWH Tekes 5 with ¾" washers, 6" o.c.	Min. 2-inch Trisotech G, Trisotech CGF, Trisotech, ISO 95+ GL, Multi-Max FA3, RESISTA, UltraMax or Styrofoam Brand Roofmate, Highload 60 or Plazamate	LRFIA or LRFIA(BG) (every other deck flange)	Min. 0.5-inch SECUROCK Gypsum-Fiber Roof Board or SECUROCK Cement Roof Board or min. 7/16-inch DEXcell Cement Roof Board	LRFIA or LRFIA(BG), 12-inch o.c.	BP-CA5 or SBS-CA5	(Optional) One or more BP-CA5 or SBS-CA5	BP-CA5 or SBS-CA5	-75.0
S-18.	Min. 22 ga., type B, Grade 80 steel; 6 ft span; #12 HWH Tekes 5 with ¾" washers, 6" o.c.	Min. 0.25-inch DensDeck, Deck Prime or DEXcell FA Glass Mat Roof Board	LRFIA or LRFIA(BG), 6-inch o.c. (every deck flange)	None	N/A	BP-CA5 or SBS-CA5	(Optional) One or more BP-CA5 or SBS-CA5	BP-CA5 or SBS-CA5	-82.5*

TABLE 2A: STEEL DECKS - NEW CONSTRUCTION OR REROOF (TEAR-OFF)
SYSTEM TYPE A-1: BONDED INSULATION, BONDED ROOF COVER

 REFER TO [NOTE 16](#) FOR VAPOR BARRIER OPTIONS

System No.	Deck (Note 1)	Base Insulation Layer		Top Insulation Layer		Roof Cover (Note 15)			MDP (psf)
		Type	Attach (Notes 6,7,8)	Type	Attach (Notes 6,7,8)	Base Ply	Ply	Cap Ply	
S-19.	Min. 22 ga., type B, Grade 40 steel; 6 ft span; two (2) #12 HWH Tekes 5 with 3/4" washers, 6" o.c.	Min. 2-inch Trisotech G, Trisotech CGF, Trisotech, ISO 95+ GL, Multi-Max FA3, RESISTA, UltraMax or Styrofoam Brand Roofmate, Highload 60 or Plazamate	LRFIA or LRFIA(BG) (every other deck flange)	<u>Additional Insulation Layer(s)</u> : (Optional) Min. 1-inch base insulation <u>Coverboard</u> : Min. 0.25-inch DensDeck, Deck Prime or DEXcell FA Glass Mat Roof Board	LRFIA or LRFIA(BG), 6-inch o.c.	BP-CA5 or SBS-CA5	(Optional) One or more BP-CA5 or SBS-CA5	BP-CA5 or SBS-CA5	-82.5*
S-20.	Min. 22 ga., type B, Grade 40 steel; 6 ft span; two (2) #12 HWH Tekes 5 with 3/4" washers, 6" o.c.	Min. 2-inch Trisotech G, Trisotech CGF, Trisotech, ISO 95+ GL, Multi-Max FA3, RESISTA, UltraMax or Styrofoam Brand Roofmate, Highload 60 or Plazamate	LRFIA (every other deck flange)	<u>Additional Insulation Layer(s)</u> : (Optional) Min. 1-inch base insulation <u>Coverboard</u> : Min. 0.5-inch DensDeck Prime	LRFIA, 6-inch o.c.	SBS-CA5	(Optional) One or more BP-CA5 or SBS-CA5	BP-CA5 or SBS-CA5	-97.5
S-21.	Min. 22 ga., type B, Grade 40 steel; 6 ft span; two (2) #12 HWH Tekes 5 with 3/4" washers, 6" o.c.	Min. 2-inch Trisotech G, Trisotech CGF, Trisotech, ISO 95+ GL, Multi-Max FA3, RESISTA, UltraMax or Styrofoam Brand Roofmate, Highload 60 or Plazamate	LRFIA (every other deck flange)	<u>Additional Insulation Layer(s)</u> : (Optional) Min. 1-inch base insulation <u>Coverboard</u> : Min. 0.5-inch SECUROCK Gypsum-Fiber Roof Board or SECUROCK Cement Roof Board or min. 7/16-inch DEXcell Cement Roof Board	LRFIA, 6-inch o.c.	BP-CA5 or SBS-CA5	(Optional) One or more BP-CA5 or SBS-CA5	BP-CA5 or SBS-CA5	-97.5
S-22.	Min. 22 ga., type B, Grade 40 steel; 6 ft span; two (2) #12 HWH Tekes 5 with 3/4" washers, 6" o.c.	Min. 2-inch Trisotech G, Trisotech CGF, Trisotech, H-Shield, ISO 95+ GL, RESISTA, UltraMax or Styrofoam Brand Roofmate, Highload 60 or Plazamate	LRFIA(BG) (every other deck flange)	<u>Additional Insulation Layer(s)</u> : (Optional) Min. 1-inch base insulation <u>Coverboard</u> : Min. 0.5-inch DensDeck Prime	LRFIA(BG), 6-inch o.c.	SBS-CA5	(Optional) One or more BP-CA5 or SBS-CA5	BP-CA5 or SBS-CA5	-97.5
S-23.	Min. 22 ga., type B, Grade 40 steel; 6 ft span; two (2) #12 HWH Tekes 5 with 3/4" washers, 6" o.c.	Min. 2-inch Trisotech G, Trisotech CGF, Trisotech, H-Shield, ISO 95+ GL, RESISTA, UltraMax or Styrofoam Brand Roofmate, Highload 60 or Plazamate	LRFIA(BG) (every other deck flange)	<u>Additional Insulation Layer(s)</u> : (Optional) Min. 1-inch base insulation <u>Coverboard</u> : Min. 0.5-inch SECUROCK Gypsum-Fiber Roof Board or SECUROCK Cement Roof Board or min. 7/16-inch DEXcell Cement Roof Board	LRFIA(BG), 6-inch o.c.	BP-CA5 or SBS-CA5	(Optional) One or more BP-CA5 or SBS-CA5	BP-CA5 or SBS-CA5	-97.5
S-24.	Min. 22 ga., type B, Grade 40 steel; 6 ft span; two (2) #12 HWH Tekes 5 with 3/4" washers, 6" o.c.	Min. 0.5-inch DensDeck Prime	LRFIA or LRFIA(BG) (every other deck flange)	None	N/A	SBS-CA5	(Optional) One or more BP-CA5 or SBS-CA5	BP-CA5 or SBS-CA5	-112.5

TABLE 2A: STEEL DECKS - NEW CONSTRUCTION OR REROOF (TEAR-OFF)
SYSTEM TYPE A-1: BONDED INSULATION, BONDED ROOF COVER

 REFER TO [NOTE 16](#) FOR VAPOR BARRIER OPTIONS

System No.	Deck (Note 1)	Base Insulation Layer		Top Insulation Layer		Roof Cover (Note 15)			MDP (psf)
		Type	Attach (Notes 6,7,8)	Type	Attach (Notes 6,7,8)	Base Ply	Ply	Cap Ply	
S-25.	Min. 22 ga., type B, Grade 40 steel; 6 ft span; two (2) #12 HWH Tekes 5 with 3/4" washers, 6" o.c.	Min. 0.25-inch SECUROCK Gypsum-Fiber Roof Board, Min. 0.5-inch SECUROCK Cement Roof Board or min. 7/16-inch DEXcell Cement Roof Board	LRFIA or LRFIA(BG) (every other deck flange)	None	N/A	SBS-CA5	(Optional) One or more BP-CA5 or SBS-CA5	BP-CA5 or SBS-CA5	-157.5
HOT-ASPHALT-APPLIED BASE PLY:									
S-26.	Min. 22 ga., type B, Grade 40 steel; 6 ft span; #12 HWH Tekes 5, 6" o.c.	Min. 1.5-inch Trisotech G, Trisotech CGF, Trisotech, H-Shield, Multi-Max FA3 or Styrofoam Brand Roofmate, Highload 60 or Plazamate	LRFIA or LRFIA(BG) (every other deck flange)	<u>Additional Insulation Layer(s):</u> (Optional) Min. 1-inch base insulation <u>Coverboard:</u> Min. 0.125-inch TremBoard AC	LRFIA or LRFIA(BG), 12-inch o.c.	BP-AA, SBS-AA	(Optional) One or more BP-AA, SBS-AA or APP-TA	BP-CA1, BP-AA, SBS-CA1, SBS-AA or APP-TA	-52.5
S-27.	Min. 22 ga., type B, Grade 40 steel; 6 ft span; #12 HWH Tekes 5, 6" o.c.	Min. 2-inch Trisotech G, Trisotech CGF, Trisotech, ISO 95+ GL, Multi-Max FA3, RESISTA, UltraMax or Styrofoam Brand Roofmate, Highload 60 or Plazamate	LRFIA (every other deck flange)	<u>Additional Insulation Layer(s):</u> (Optional) Min. 1-inch base insulation <u>Coverboard:</u> Min. 0.5-inch DensDeck Prime, SECUROCK Gypsum-Fiber Roof Board or SECUROCK Cement Roof Board or min. 7/16-inch DEXcell Cement Roof Board	LRFIA	BP-AA, SBS-AA	(Optional) One or more BP-AA, SBS-AA or APP-TA	BP-CA1, BP-AA, SBS-CA1, SBS-AA or APP-TA	-60.0
S-28.	Min. 22 ga., type B, Grade 40 steel; 6 ft span; #12 HWH Tekes 5, 6" o.c.	Min. 2-inch Trisotech G, Trisotech CGF, Trisotech, H-Shield, ISO 95+ GL, RESISTA, UltraMax or Styrofoam Brand Roofmate, Highload 60 or Plazamate	LRFIA(BG) (every other deck flange)	<u>Additional Insulation Layer(s):</u> (Optional) Min. 1-inch base insulation <u>Coverboard:</u> Min. 0.5-inch DensDeck Prime, SECUROCK Gypsum-Fiber Roof Board or SECUROCK Cement Roof Board or min. 7/16-inch DEXcell Cement Roof Board	LRFIA(BG)	BP-AA, SBS-AA	(Optional) One or more BP-AA, SBS-AA or APP-TA	BP-CA1, BP-AA, SBS-CA1, SBS-AA or APP-TA	-60.0
S-29.	Min. 22 ga., type B, Grade 40 steel; 6 ft span; #12 HWH Tekes 5, 6" o.c.	Min. 2-inch Trisotech G, Trisotech CGF, Trisotech or H-Shield	LRFIA or LRFIA(BG) (every other deck flange)	<u>Additional Insulation Layer(s):</u> (Optional) Min. 1-inch base insulation <u>Coverboard:</u> Min. 1-inch MonoBoard Plus or Min. 2-inch TopRock DD Plus (no extrapolation permitted for ribbon attachment)	<u>Additional Layer(s):</u> LRFIA or LRFIA(BG) <u>Coverboard:</u> LRFIA or LRFIA(BG), 6-inch o.c.	BP-AA, SBS-AA	(Optional) One or more BP-AA, SBS-AA or APP-TA	BP-CA1, BP-AA, SBS-CA1, SBS-AA or APP-TA	-60.0*
S-30.	Min. 22 ga., type B, Grade 80 steel; 6 ft span; #12 HWH Tekes 5 with 3/4" washers, 6" o.c.	Min. 2-inch Trisotech G, Trisotech CGF, Trisotech, ISO 95+ GL, Multi-Max FA3, RESISTA, UltraMax or Styrofoam Brand Roofmate, Highload 60 or Plazamate	LRFIA or LRFIA(BG) (every other deck flange)	Min. 0.5-inch SECUROCK Gypsum-Fiber Roof Board or SECUROCK Cement Roof Board or min. 7/16-inch DEXcell Cement Roof Board	LRFIA or LRFIA(BG), 12-inch o.c.	BP-AA, SBS-AA	(Optional) One or more BP-AA, SBS-AA or APP-TA	BP-CA1, BP-AA, SBS-CA1, SBS-AA or APP-TA	-75.0

TABLE 2A: STEEL DECKS - NEW CONSTRUCTION OR REROOF (TEAR-OFF)
SYSTEM TYPE A-1: BONDED INSULATION, BONDED ROOF COVER

 REFER TO [NOTE 16](#) FOR VAPOR BARRIER OPTIONS

System No.	Deck (Note 1)	Base Insulation Layer		Top Insulation Layer		Roof Cover (Note 15)			MDP (psf)
		Type	Attach (Notes 6,7,8)	Type	Attach (Notes 6,7,8)	Base Ply	Ply	Cap Ply	
S-31.	Min. 22 ga., type B, Grade 40 steel; 6 ft span; two (2) #12 HWH Tekes 5 with 3/4" washers, 6" o.c.	Min. 2-inch Trisotech G, Trisotech CGF, Trisotech, ISO 95+ GL, Multi-Max FA3, RESISTA, UltraMax or Styrofoam Brand Roofmate, Highload 60 or Plazamate	LRFIA (every other deck flange)	<u>Additional Insulation Layer(s):</u> (Optional) Min. 1-inch base insulation <u>Coverboard:</u> Min. 0.5-inch DensDeck Prime, SECUROCK Gypsum-Fiber Roof Board or SECUROCK Cement Roof Board or min. 7/16-inch DEXcell Cement Roof Board	LRFIA, 6-inch o.c.	BP-AA, SBS-AA	(Optional) One or more BP-AA, SBS-AA or APP-TA	BP-CA1, BP-AA, SBS-CA1, SBS-AA or APP-TA	-97.5
S-32.	Min. 22 ga., type B, Grade 40 steel; 6 ft span; two (2) #12 HWH Tekes 5 with 3/4" washers, 6" o.c.	Min. 2-inch Trisotech G, Trisotech CGF, Trisotech, H-Shield, ISO 95+ GL, RESISTA, UltraMax or Styrofoam Brand Roofmate, Highload 60 or Plazamate	LRFIA(BG) (every other deck flange)	<u>Additional Insulation Layer(s):</u> (Optional) Min. 1-inch base insulation <u>Coverboard:</u> Min. 0.5-inch DensDeck Prime, SECUROCK Gypsum-Fiber Roof Board or SECUROCK Cement Roof Board or min. 7/16-inch DEXcell Cement Roof Board	LRFIA(BG), 6-inch o.c.	BP-AA, SBS-AA	(Optional) One or more BP-AA, SBS-AA or APP-TA	BP-CA1, BP-AA, SBS-CA1, SBS-AA or APP-TA	-97.5
S-33.	Min. 22 ga., type B, Grade 40 steel; 6 ft span; two (2) #12 HWH Tekes 5 with 3/4" washers, 6" o.c.	Min. 0.25-inch SECUROCK Gypsum-Fiber Roof Board, Min. 0.5-inch DensDeck Prime or Min. 0.5-inch SECUROCK Cement Roof Board or min. 7/16-inch DEXcell Cement Roof Board	LRFIA or LRFIA(BG) (every other deck flange)	None	N/A	BP-AA, SBS-AA	(Optional) One or more BP-AA, SBS-AA or APP-TA	BP-CA1, BP-AA, SBS-CA1, SBS-AA or APP-TA	-97.5
S-34.	Min. 22 ga., type B, Grade 40 steel; 6 ft span; #12 HWH Tekes 5, 6" o.c.	Min. 1.5-inch Trisotech G, Trisotech CGF, Trisotech, H-Shield, Multi-Max FA3 or Styrofoam Brand Roofmate, Highload 60 or Plazamate	LRFIA or LRFIA(BG) (every other deck flange)	<u>Additional Insulation Layer(s):</u> (Optional) Min. 1-inch base insulation <u>Coverboard:</u> Min. 0.125-inch TremBoard AC	LRFIA or LRFIA(BG), 12-inch o.c.	SBS-AA	(Optional) SBS-AA, SBS-TA	SBS-TA	-52.5
S-35.	Min. 22 ga., type B, Grade 40 steel; 6 ft span; #12 HWH Tekes 5, 6" o.c.	Min. 2-inch Trisotech G, Trisotech CGF, Trisotech, ISO 95+ GL, Multi-Max FA3, RESISTA, UltraMax or Styrofoam Brand Roofmate, Highload 60 or Plazamate	LRFIA (every other deck flange)	<u>Additional Insulation Layer(s):</u> (Optional) Min. 1-inch base insulation <u>Coverboard:</u> Min. 0.5-inch DensDeck Prime, SECUROCK Gypsum-Fiber Roof Board or SECUROCK Cement Roof Board or min. 7/16-inch DEXcell Cement Roof Board	LRFIA	SBS-AA	(Optional) SBS-AA, SBS-TA	SBS-TA	-60.0
S-36.	Min. 22 ga., type B, Grade 40 steel; 6 ft span; #12 HWH Tekes 5, 6" o.c.	Min. 2-inch Trisotech G, Trisotech CGF, Trisotech, H-Shield, ISO 95+ GL, RESISTA, UltraMax or Styrofoam Brand Roofmate, Highload 60 or Plazamate	LRFIA(BG) (every other deck flange)	<u>Additional Insulation Layer(s):</u> (Optional) Min. 1-inch base insulation <u>Coverboard:</u> Min. 0.5-inch DensDeck Prime, SECUROCK Gypsum-Fiber Roof Board or SECUROCK Cement Roof Board or min. 7/16-inch DEXcell Cement Roof Board	LRFIA(BG)	SBS-AA	(Optional) SBS-AA, SBS-TA	SBS-TA	-60.0

TABLE 2A: STEEL DECKS - NEW CONSTRUCTION OR REROOF (TEAR-OFF)
SYSTEM TYPE A-1: BONDED INSULATION, BONDED ROOF COVER

 REFER TO [NOTE 16](#) FOR VAPOR BARRIER OPTIONS

System No.	Deck (Note 1)	Base Insulation Layer		Top Insulation Layer		Roof Cover (Note 15)			MDP (psf)
		Type	Attach (Notes 6,7,8)	Type	Attach (Notes 6,7,8)	Base Ply	Ply	Cap Ply	
S-37.	Min. 22 ga., type B, Grade 40 steel; 6 ft span; #12 HWH Tekes 5, 6" o.c.	Min. 2-inch Trisotech G, Trisotech CGF, Trisotech or H-Shield	LRFIA or LRFIA(BG) (every other deck flange)	Additional Insulation Layer(s): (Optional) Min. 1-inch base insulation <u>Coverboard</u> : Min. 1-inch MonoBoard Plus or Min. 2-inch TopRock DD Plus (no extrapolation permitted for ribbon attachment)	Additional Layer(s): LRFIA or LRFIA(BG) <u>Coverboard</u> : LRFIA or LRFIA(BG), 6-inch o.c.	SBS-AA	(Optional) SBS-AA, SBS-TA	SBS-TA	-60.0*
S-38.	Min. 22 ga., type B, Grade 80 steel; 6 ft span; #12 HWH Tekes 5 with 3/4" washers, 6" o.c.	Min. 2-inch Trisotech G, Trisotech CGF, Trisotech, ISO 95+ GL, Multi-Max FA3, RESISTA, UltraMax or Styrofoam Brand Roofmate, Highload 60 or Plazamate	LRFIA or LRFIA(BG) (every other deck flange)	Min. 0.5-inch SECUROCK Gypsum-Fiber Roof Board or SECUROCK Cement Roof Board or min. 7/16-inch DEXcell Cement Roof Board	LRFIA or LRFIA(BG), 12-inch o.c.	SBS-AA	(Optional) SBS-AA, SBS-TA	SBS-TA	-75.0
S-39.	Min. 22 ga., type B, Grade 40 steel; 6 ft span; two (2) #12 HWH Tekes 5 with 3/4" washers, 6" o.c.	Min. 2-inch Trisotech G, Trisotech CGF, Trisotech, ISO 95+ GL, Multi-Max FA3, RESISTA, UltraMax or Styrofoam Brand Roofmate, Highload 60 or Plazamate	LRFIA (every other deck flange)	Additional Insulation Layer(s): (Optional) Min. 1-inch base insulation <u>Coverboard</u> : Min. 0.5-inch DensDeck Prime, SECUROCK Gypsum-Fiber Roof Board or SECUROCK Cement Roof Board or min. 7/16-inch DEXcell Cement Roof Board	LRFIA, 6-inch o.c.	SBS-AA	(Optional) SBS-AA, SBS-TA	SBS-TA	-97.5
S-40.	Min. 22 ga., type B, Grade 40 steel; 6 ft span; two (2) #12 HWH Tekes 5 with 3/4" washers, 6" o.c.	Min. 2-inch Trisotech G, Trisotech CGF, Trisotech, H-Shield, ISO 95+ GL, RESISTA, UltraMax or Styrofoam Brand Roofmate, Highload 60 or Plazamate	LRFIA(BG) (every other deck flange)	Additional Insulation Layer(s): (Optional) Min. 1-inch base insulation <u>Coverboard</u> : Min. 0.5-inch DensDeck Prime, SECUROCK Gypsum-Fiber Roof Board or SECUROCK Cement Roof Board or min. 7/16-inch DEXcell Cement Roof Board	LRFIA(BG), 6-inch o.c.	SBS-AA	(Optional) SBS-AA, SBS-TA	SBS-TA	-97.5
S-41.	Min. 22 ga., type B, Grade 40 steel; 6 ft span; two (2) #12 HWH Tekes 5 with 3/4" washers, 6" o.c.	Min. 0.25-inch SECUROCK Gypsum-Fiber Roof Board, Min. 0.5-inch DensDeck Prime or Min. 0.5-inch SECUROCK Cement Roof Board or min. 7/16-inch DEXcell Cement Roof Board	LRFIA or LRFIA(BG) (every other deck flange)	None	N/A	SBS-AA	(Optional) SBS-AA, SBS-TA	SBS-TA	-97.5
SEBS-APPLIED BASE PLY:									
S-42.	Min. 22 ga., type B, Grade 40 steel; 6 ft span; #12 HWH Tekes 5, 6" o.c.	Min. 1.5-inch Trisotech G, Trisotech CGF, Trisotech, H-Shield, Multi-Max FA3 or Styrofoam Brand Roofmate, Highload 60 or Plazamate	LRFIA or LRFIA(BG) (every other deck flange)	Additional Insulation Layer(s): (Optional) Min. 1-inch base insulation <u>Coverboard</u> : Min. 0.125-inch TremBoard AC	LRFIA or LRFIA(BG), 12-inch o.c.	BP-SEBS or SBS-SEBS	(Optional) BP-SEBS, SBS-SEBS	SBS-SEBS	-52.5

TABLE 2A: STEEL DECKS - NEW CONSTRUCTION OR REROOF (TEAR-OFF)
SYSTEM TYPE A-1: BONDED INSULATION, BONDED ROOF COVER

 REFER TO [NOTE 16](#) FOR VAPOR BARRIER OPTIONS

System No.	Deck (Note 1)	Base Insulation Layer		Top Insulation Layer		Roof Cover (Note 15)			MDP (psf)
		Type	Attach (Notes 6,7,8)	Type	Attach (Notes 6,7,8)	Base Ply	Ply	Cap Ply	
S-43.	Min. 22 ga., type B, Grade 40 steel; 6 ft span; #12 HWH Tekes 5, 6" o.c.	Min. 2-inch Trisotech G, Trisotech CGF, Trisotech, ISO 95+ GL, Multi-Max FA3, RESISTA, UltraMax or Styrofoam Brand Roofmate, Highload 60 or Plazamate	LRFIA (every other deck flange)	<u>Additional Insulation Layer(s):</u> (Optional) Min. 1-inch base insulation <u>Coverboard:</u> Min. 0.5-inch DensDeck Prime, SECUROCK Gypsum-Fiber Roof Board or SECUROCK Cement Roof Board or min. 7/16-inch DEXcell Cement Roof Board	LRFIA	BP-SEBS or SBS-SEBS	(Optional) BP-SEBS, SBS-SEBS	SBS-SEBS	-60.0
S-44.	Min. 22 ga., type B, Grade 40 steel; 6 ft span; #12 HWH Tekes 5, 6" o.c.	Min. 2-inch Trisotech G, Trisotech CGF, Trisotech, H-Shield, ISO 95+ GL, RESISTA, UltraMax or Styrofoam Brand Roofmate, Highload 60 or Plazamate	LRFIA(BG) (every other deck flange)	<u>Additional Insulation Layer(s):</u> (Optional) Min. 1-inch base insulation <u>Coverboard:</u> Min. 0.5-inch DensDeck Prime, SECUROCK Gypsum-Fiber Roof Board or SECUROCK Cement Roof Board or min. 7/16-inch DEXcell Cement Roof Board	LRFIA(BG)	BP-SEBS or SBS-SEBS	(Optional) BP-SEBS, SBS-SEBS	SBS-SEBS	-60.0
S-45.	Min. 22 ga., type B, Grade 40 steel; 6 ft span; #12 HWH Tekes 5, 6" o.c.	Min. 2-inch Trisotech G, Trisotech CGF, Trisotech or H-Shield	LRFIA or LRFIA(BG) (every other deck flange)	<u>Additional Insulation Layer(s):</u> (Optional) Min. 1-inch base insulation <u>Coverboard:</u> Min. 1-inch MonoBoard Plus or Min. 2-inch TopRock DD Plus (no extrapolation permitted for ribbon attachment)	<u>Additional Layer(s):</u> LRFIA or LRFIA(BG) <u>Coverboard:</u> LRFIA or LRFIA(BG), 6-inch o.c.	BP-SEBS or SBS-SEBS	(Optional) BP-SEBS, SBS-SEBS	SBS-SEBS	-60.0*
S-46.	Min. 22 ga., type B, Grade 80 steel; 6 ft span; #12 HWH Tekes 5 with 3/4" washers, 6" o.c.	Min. 2-inch Trisotech G, Trisotech CGF, Trisotech, ISO 95+ GL, Multi-Max FA3, RESISTA, UltraMax or Styrofoam Brand Roofmate, Highload 60 or Plazamate	LRFIA or LRFIA(BG) (every other deck flange)	Min. 0.5-inch SECUROCK Gypsum-Fiber Roof Board or SECUROCK Cement Roof Board or min. 7/16-inch DEXcell Cement Roof Board	LRFIA or LRFIA(BG), 12-inch o.c.	BP-SEBS or SBS-SEBS	(Optional) BP-SEBS, SBS-SEBS	SBS-SEBS	-75.0
S-47.	Min. 22 ga., type B, Grade 40 steel; 6 ft span; two (2) #12 HWH Tekes 5 with 3/4" washers, 6" o.c.	Min. 0.5-inch DensDeck Prime	LRFIA or LRFIA(BG) (every other deck flange)	None	N/A	BP-SEBS or SBS-SEBS	(Optional) BP-SEBS, SBS-SEBS	SBS-SEBS	-97.5
S-48.	Min. 22 ga., type B, Grade 40 steel; 6 ft span; two (2) #12 HWH Tekes 5 with 3/4" washers, 6" o.c.	Min. 2-inch Trisotech G, Trisotech CGF, Trisotech, ISO 95+ GL, Multi-Max FA3, RESISTA, UltraMax or Styrofoam Brand Roofmate, Highload 60 or Plazamate	LRFIA (every other deck flange)	<u>Additional Insulation Layer(s):</u> (Optional) Min. 1-inch base insulation <u>Coverboard:</u> Min. 0.5-inch DensDeck Prime, SECUROCK Gypsum-Fiber Roof Board or SECUROCK Cement Roof Board or min. 7/16-inch DEXcell Cement Roof Board	LRFIA, 6-inch o.c.	BP-SEBS or SBS-SEBS	(Optional) BP-SEBS, SBS-SEBS	SBS-SEBS	-97.5

TABLE 2A: STEEL DECKS - NEW CONSTRUCTION OR REROOF (TEAR-OFF)
SYSTEM TYPE A-1: BONDED INSULATION, BONDED ROOF COVER

 REFER TO [NOTE 16](#) FOR VAPOR BARRIER OPTIONS

System No.	Deck (Note 1)	Base Insulation Layer		Top Insulation Layer		Roof Cover (Note 15)			MDP (psf)
		Type	Attach (Notes 6,7,8)	Type	Attach (Notes 6,7,8)	Base Ply	Ply	Cap Ply	
S-49.	Min. 22 ga., type B, Grade 40 steel; 6 ft span; two (2) #12 HWH Tekes 5 with 3/4" washers, 6" o.c.	Min. 2-inch Trisotech G, Trisotech CGF, Trisotech, H-Shield, ISO 95+ GL, RESISTA, UltraMax or Styrofoam Brand Roofmate, Highload 60 or Plazamate	LRFIA(BG) (every other deck flange)	<u>Additional Insulation Layer(s):</u> (Optional) Min. 1-inch base insulation <u>Coverboard:</u> Min. 0.5-inch DensDeck Prime, SECUROCK Gypsum-Fiber Roof Board or SECUROCK Cement Roof Board or min. 7/16-inch DEXcell Cement Roof Board	LRFIA(BG), 6-inch o.c.	BP-SEBS or SBS-SEBS	(Optional) BP-SEBS, SBS-SEBS	SBS-SEBS	-97.5
S-50.	Min. 22 ga., type B, Grade 40 steel; 6 ft span; two (2) #12 HWH Tekes 5 with 3/4" washers, 6" o.c.	Min. 0.25-inch SECUROCK Gypsum-Fiber Roof Board	LRFIA or LRFIA(BG) (every other deck flange)	None	N/A	BP-SEBS or SBS-SEBS	(Optional) BP-SEBS, SBS-SEBS	SBS-SEBS	-157.5
S-51.	Min. 22 ga., type B, Grade 40 steel; 6 ft span; two (2) #12 HWH Tekes 5 with 3/4" washers, 6" o.c.	Min. 0.5-inch SECUROCK Cement Roof Board or min. 7/16-inch DEXcell Cement Roof Board	LRFIA or LRFIA(BG) (every other deck flange)	None	N/A	BP-SEBS or SBS-SEBS	(Optional) BP-SEBS, SBS-SEBS	SBS-SEBS	-157.5
TORCH-APPLIED BASE PLY:									
S-52.	Min. 22 ga., type B, Grade 40 steel; 6 ft span; #12 HWH Tekes 5, 6" o.c.	Min. 2-inch Trisotech G, Trisotech CGF, Trisotech, ISO 95+ GL, Multi-Max FA3, RESISTA, UltraMax or Styrofoam Brand Roofmate, Highload 60 or Plazamate	LRFIA (every other deck flange)	<u>Additional Insulation Layer(s):</u> (Optional) Min. 1-inch base insulation <u>Coverboard:</u> Min. 0.5-inch DensDeck Prime, SECUROCK Gypsum-Fiber Roof Board or SECUROCK Cement Roof Board or min. 7/16-inch DEXcell Cement Roof Board	LRFIA	APP-TA, SBS-TA	(Optional) APP-TA, SBS-TA	APP-TA, SBS-TA	-60.0
S-53.	Min. 22 ga., type B, Grade 40 steel; 6 ft span; #12 HWH Tekes 5, 6" o.c.	Min. 2-inch Trisotech G, Trisotech CGF, Trisotech, H-Shield, ISO 95+ GL, RESISTA, UltraMax or Styrofoam Brand Roofmate, Highload 60 or Plazamate	LRFIA(BG) (every other deck flange)	<u>Additional Insulation Layer(s):</u> (Optional) Min. 1-inch base insulation <u>Coverboard:</u> Min. 0.5-inch DensDeck Prime, SECUROCK Gypsum-Fiber Roof Board or SECUROCK Cement Roof Board or min. 7/16-inch DEXcell Cement Roof Board	LRFIA(BG)	APP-TA, SBS-TA	(Optional) APP-TA, SBS-TA	APP-TA, SBS-TA	-60.0
S-54.	Min. 22 ga., type B, Grade 40 steel; 6 ft span; #12 HWH Tekes 5, 6" o.c.	Min. 2-inch Trisotech G, Trisotech CGF, Trisotech or H-Shield	LRFIA or LRFIA(BG) (every other deck flange)	<u>Additional Insulation Layer(s):</u> (Optional) Min. 1-inch base insulation <u>Coverboard:</u> Min. 1-inch MonoBoard Plus or Min. 2-inch TopRock DD Plus (no extrapolation permitted for ribbon attachment)	<u>Additional Layer(s):</u> LRFIA or LRFIA(BG) <u>Coverboard:</u> LRFIA or LRFIA(BG), 6-inch o.c.	SBS-TA	(Optional) SBS-TA	SBS-TA	-60.0*

TABLE 2A: STEEL DECKS - NEW CONSTRUCTION OR REROOF (TEAR-OFF)
SYSTEM TYPE A-1: BONDED INSULATION, BONDED ROOF COVER

 REFER TO [NOTE 16](#) FOR VAPOR BARRIER OPTIONS

System No.	Deck (Note 1)	Base Insulation Layer		Top Insulation Layer		Roof Cover (Note 15)			MDP (psf)
		Type	Attach (Notes 6,7,8)	Type	Attach (Notes 6,7,8)	Base Ply	Ply	Cap Ply	
S-55.	Min. 22 ga., type B, Grade 80 steel; 6 ft span; #12 HWH Tekes 5 with 3/4" washers, 6" o.c.	Min. 2-inch Trisotech G, Trisotech CGF, Trisotech, ISO 95+ GL, Multi-Max FA3, RESISTA, UltraMax or Styrofoam Brand Roofmate, Highload 60 or Plazamate	LRFIA or LRFIA(BG) (every other deck flange)	Min. 0.5-inch SECUROCK Gypsum-Fiber Roof Board or SECUROCK Cement Roof Board or min. 7/16-inch DEXcell Cement Roof Board	LRFIA or LRFIA(BG), 12-inch o.c.	APP-TA, SBS-TA	(Optional) APP-TA, SBS-TA	APP-TA, SBS-TA	-75.0
S-56.	Min. 22 ga., type B, Grade 40 steel; 6 ft span; two (2) #12 HWH Tekes 5 with 3/4" washers, 6" o.c.	Min. 0.5-inch DensDeck Prime	LRFIA or LRFIA(BG) (every other deck flange)	None	N/A	APP-TA	(Optional) APP-TA	APP-TA	-97.5
S-57.	Min. 22 ga., type B, Grade 40 steel; 6 ft span; two (2) #12 HWH Tekes 5 with 3/4" washers, 6" o.c.	Min. 2-inch Trisotech G, Trisotech CGF, Trisotech, ISO 95+ GL, Multi-Max FA3, RESISTA, UltraMax or Styrofoam Brand Roofmate, Highload 60 or Plazamate	LRFIA (every other deck flange)	<u>Additional Insulation Layer(s): (Optional)</u> Min. 1-inch base insulation <u>Coverboard:</u> Min. 0.5-inch DensDeck Prime, SECUROCK Gypsum-Fiber Roof Board or SECUROCK Cement Roof Board or min. 7/16-inch DEXcell Cement Roof Board	LRFIA, 6-inch o.c.	APP-TA, SBS-TA	(Optional) APP-TA, SBS-TA	APP-TA, SBS-TA	-97.5
S-58.	Min. 22 ga., type B, Grade 40 steel; 6 ft span; two (2) #12 HWH Tekes 5 with 3/4" washers, 6" o.c.	Min. 2-inch Trisotech G, Trisotech CGF, Trisotech, H-Shield, ISO 95+ GL, RESISTA, UltraMax or Styrofoam Brand Roofmate, Highload 60 or Plazamate	LRFIA(BG) (every other deck flange)	<u>Additional Insulation Layer(s): (Optional)</u> Min. 1-inch base insulation <u>Coverboard:</u> Min. 0.5-inch DensDeck Prime, SECUROCK Gypsum-Fiber Roof Board or SECUROCK Cement Roof Board or min. 7/16-inch DEXcell Cement Roof Board	LRFIA(BG), 6-inch o.c.	APP-TA, SBS-TA	(Optional) APP-TA, SBS-TA	APP-TA, SBS-TA	-97.5
S-59.	Min. 22 ga., type B, Grade 40 steel; 6 ft span; two (2) #12 HWH Tekes 5 with 3/4" washers, 6" o.c.	Min. 0.5-inch DensDeck Prime	LRFIA or LRFIA(BG) (every other deck flange)	None	N/A	SBS-TA	(Optional) SBS-TA	SBS-TA	-112.5
S-60.	Min. 22 ga., type B, Grade 40 steel; 6 ft span; two (2) #12 HWH Tekes 5 with 3/4" washers, 6" o.c.	Min. 0.25-inch SECUROCK Gypsum-Fiber Roof Board	LRFIA or LRFIA(BG) (every other deck flange)	None	N/A	POWERply Standard Smooth HW	(Optional) SBS-TA	SBS-TA	-157.5

TABLE 2A: STEEL DECKS - NEW CONSTRUCTION OR REROOF (TEAR-OFF)
SYSTEM TYPE A-1: BONDED INSULATION, BONDED ROOF COVER

 REFER TO [NOTE 16](#) FOR VAPOR BARRIER OPTIONS

System No.	Deck (Note 1)	Base Insulation Layer		Top Insulation Layer		Roof Cover (Note 15)			MDP (psf)
		Type	Attach (Notes 6,7,8)	Type	Attach (Notes 6,7,8)	Base Ply	Ply	Cap Ply	
S-61.	Min. 22 ga., type B, Grade 40 steel; 6 ft span; two (2) #12 HWH Tekes 5 with 3/4" washers, 6" o.c.	Min. 0.5-inch SECUROCK Cement Roof Board or min. 7/16-inch DEXcell Cement Roof Board	LRFIA or LRFIA(BG) (every other deck flange)	None	N/A	APP-TA	(Optional) APP-TA	APP-TA	-157.5
S-62.	Min. 22 ga., type B, Grade 40 steel; 6 ft span; two (2) #12 HWH Tekes 5 with 3/4" washers, 6" o.c.	Min. 0.5-inch SECUROCK Cement Roof Board or min. 7/16-inch DEXcell Cement Roof Board	LRFIA or LRFIA(BG) (every other deck flange)	None	N/A	SBS-TA	(Optional) SBS-TA	SBS-TA	-157.5

TABLE 2B: STEEL DECKS - NEW CONSTRUCTION, REROOF (TEAR-OFF)
SYSTEM TYPE A-3: BONDED THERMAL BARRIER, BONDED VAPOR BARRIER, BONDED TOP INSULATION, BONDED ROOF COVER

System No.	Deck (Note 1)	Thermal Barrier		Primer	Vapor Barrier (Note 15)	Insulation Layer(s)		Roof Cover (Note 15)			MDP (psf)
		Type	Attach			Type	Attach (Notes 6,7,8)	Base Ply	Ply	Cap Ply	
BURMASTIC ADHESIVE MC APPLIED BASE PLY:											
S-63.	Min. 22 ga., type B, Grade 40 steel; 6 ft span; #12 HWH Tekes 5, 6" o.c.	Min. 0.25-inch SECUROCK Gypsum-Fiber Roof Board or Min. 0.5-inch SECUROCK Cement Roof Board or min. 7/16-inch DEXcell Cement Roof Board	LRFIA or LRFIA(BG) (every other deck flange)	(Optional) ASTM D41	Base Ply: SBS-TA	<u>Insulation Layer(s)</u> : One or more, min. 1-inch Trisotech G, Trisotech CGF, EnergyGuard Polyiso Insulation, Trisotech, H-Shield, ISO 95+ GL, Multi-Max FA3, RESISTA, UltraMax or Styrofoam Brand Roofmate, Highload 60 or Plazamate <u>Coverboard</u> : Min. 0.125-inch TremBoard AC	LRFIA or LRFIA(BG)	BP-CA6 or SBS-CA6	(Optional) One or more BP-CA6 or SBS-CA6	BP-CA1, BP-CA6, SBS-CA1 or SBS-CA6	-52.5
S-64.	Min. 22 ga., type B, Grade 40 steel; 6 ft span; #12 HWH Tekes 5, 6" o.c.	Min. 0.5-inch DensDeck, DensDeck Prime or SECUROCK Gypsum-Fiber Roof Board	LRFIA or LRFIA(BG), 6-inch o.c. (every deck flange)	Tremco AVC Membrane Primer or Tremco AVC Membrane Primer (WB)	Tremco AVC Max	<u>Insulation Layer(s)</u> : One or more, min. 1-inch Trisotech G, Trisotech CGF, EnergyGuard Polyiso Insulation, Trisotech, H-Shield, ISO 95+ GL, Multi-Max FA3, RESISTA, UltraMax or Styrofoam Brand Roofmate, Highload 60 or Plazamate <u>Coverboard</u> : Min. 0.125-inch TremBoard AC or min. 0.5-inch SECUROCK Gypsum-Fiber Roof Board	LRFIA or LRFIA(BG)	BP-CA6 or SBS-CA6	(Optional) One or more BP-CA6 or SBS-CA6	BP-CA1, BP-CA6, SBS-CA1 or SBS-CA6	-52.5

TABLE 2B: STEEL DECKS - NEW CONSTRUCTION, REROOF (TEAR-OFF)
SYSTEM TYPE A-3: BONDED THERMAL BARRIER, BONDED VAPOR BARRIER, BONDED TOP INSULATION, BONDED ROOF COVER

System No.	Deck (Note 1)	Thermal Barrier		Primer	Vapor Barrier (Note 15)	Insulation Layer(s)		Roof Cover (Note 15)			MDP (psf)
		Type	Attach			Type	Attach (Notes 6,7,8)	Base Ply	Ply	Cap Ply	
S-65.	Min. 22 ga., type B, Grade 40 steel; 6 ft span; #12 HWH TekS 5, 6" o.c.	Min. 0.25-inch SECUROCK Gypsum-Fiber Roof Board or Min. 0.5-inch SECUROCK Cement Roof Board or min. 7/16-inch DEXcell Cement Roof Board	LRFIA or LRFIA(BG) (every other deck flange)	(Optional) ASTM D41	Base Ply: SBS-TA	<u>Insulation Layer(s)</u> : One or more, min. 1-inch Trisotech G, Trisotech CGF, EnergyGuard Polyiso Insulation, Trisotech, H-Shield, ISO 95+ GL, Multi-Max FA3, RESISTA, UltraMax or Styrofoam Brand Roofmate, Highload 60 or Plazamate <u>Coverboard</u> : Min. 0.5-inch SECUROCK Gypsum-Fiber Roof Board	LRFIA or LRFIA(BG)	BP-CA6 or SBS-CA6	(Optional) One or more BP-CA6 or SBS-CA6	BP-CA1, BP-CA6, SBS-CA1 or SBS-CA6	-67.5
POWERPLY ENDURE BIO ADHESIVE TF APPLIED BASE PLY:											
S-66.	Min. 22 ga., type B, Grade 40 steel; 6 ft span; #12 HWH TekS 5, 6" o.c.	Min. 0.25-inch SECUROCK Gypsum-Fiber Roof Board or Min. 0.5-inch SECUROCK Cement Roof Board or min. 7/16-inch DEXcell Cement Roof Board	LRFIA or LRFIA(BG) (every other deck flange)	None	Base Ply: BP-CA5 or SBS-CA5	<u>Insulation Layer(s)</u> : One or more, min. 1-inch Trisotech G, Trisotech CGF, EnergyGuard Polyiso Insulation, Trisotech, H-Shield, ISO 95+ GL, Multi-Max FA3, RESISTA, UltraMax or Styrofoam Brand Roofmate, Highload 60 or Plazamate <u>Coverboard</u> : Min. 0.125-inch TremBoard AC	LRFIA or LRFIA(BG)	BP-CA5 or SBS-CA5	(Optional) One or more BP-CA5 or SBS-CA5	BP-CA5 or SBS-CA5	-52.5
S-67.	Min. 22 ga., type B, Grade 40 steel; 6 ft span; #12 HWH TekS 5, 6" o.c.	Min. 0.25-inch SECUROCK Gypsum-Fiber Roof Board or Min. 0.5-inch SECUROCK Cement Roof Board or min. 7/16-inch DEXcell Cement Roof Board	LRFIA or LRFIA(BG) (every other deck flange)	(Optional) ASTM D41	Base Ply: SBS-TA	<u>Insulation Layer(s)</u> : One or more, min. 1-inch Trisotech G, Trisotech CGF, EnergyGuard Polyiso Insulation, Trisotech, H-Shield, ISO 95+ GL, Multi-Max FA3, RESISTA, UltraMax or Styrofoam Brand Roofmate, Highload 60 or Plazamate <u>Coverboard</u> : Min. 0.125-inch TremBoard AC	LRFIA or LRFIA(BG)	BP-CA5 or SBS-CA5	(Optional) One or more BP-CA5 or SBS-CA5	BP-CA5 or SBS-CA5	-52.5
S-68.	Min. 22 ga., type B, Grade 40 steel; 6 ft span; #12 HWH TekS 5, 6" o.c.	Min. 0.5-inch DensDeck, DensDeck Prime or SECUROCK Gypsum-Fiber Roof Board	LRFIA or LRFIA(BG), 6-inch o.c. (every deck flange)	Tremco AVC Membrane Primer or Tremco AVC Membrane Primer (WB)	Tremco AVC Max	<u>Insulation Layer(s)</u> : One or more, min. 1-inch Trisotech G, Trisotech CGF, EnergyGuard Polyiso Insulation, Trisotech, H-Shield, ISO 95+ GL, Multi-Max FA3, RESISTA, UltraMax or Styrofoam Brand Roofmate, Highload 60 or Plazamate <u>Coverboard</u> : Min. 0.125-inch TremBoard AC or min. 0.5-inch SECUROCK Gypsum-Fiber Roof Board	LRFIA or LRFIA(BG)	BP-CA5 or SBS-CA5	(Optional) One or more BP-CA5 or SBS-CA5	BP-CA5 or SBS-CA5	-52.5

TABLE 2B: STEEL DECKS - NEW CONSTRUCTION, REROOF (TEAR-OFF)
SYSTEM TYPE A-3: BONDED THERMAL BARRIER, BONDED VAPOR BARRIER, BONDED TOP INSULATION, BONDED ROOF COVER

System No.	Deck (Note 1)	Thermal Barrier		Primer	Vapor Barrier (Note 15)	Insulation Layer(s)		Roof Cover (Note 15)			MDP (psf)
		Type	Attach			Type	Attach (Notes 6,7,8)	Base Ply	Ply	Cap Ply	
S-69.	Min. 22 ga., type B, Grade 40 steel; 6 ft span; #12 HWH TekS 5, 6" o.c.	Min. 0.25-inch SECUROCK Gypsum-Fiber Roof Board or Min. 0.5-inch SECUROCK Cement Roof Board or min. 7/16-inch DEXcell Cement Roof Board	LRFIA or LRFIA(BG) (every other deck flange)	None	Base Ply: BP-CA5 or SBS-CA5	<u>Insulation Layer(s)</u> : One or more, min. 1-inch Trisotech G, Trisotech CGF, EnergyGuard Polyiso Insulation, Trisotech, H-Shield, ISO 95+ GL, Multi-Max FA3, RESISTA, UltraMax or Styrofoam Brand Roofmate, Highload 60 or Plazamate <u>Coverboard</u> : Min. 0.5-inch SECUROCK Gypsum-Fiber Roof Board	LRFIA or LRFIA(BG)	BP-CA5 or SBS-CA5	(Optional) One or more BP-CA5 or SBS-CA5	BP-CA5 or SBS-CA5	-67.5
S-70.	Min. 22 ga., type B, Grade 40 steel; 6 ft span; #12 HWH TekS 5, 6" o.c.	Min. 0.25-inch SECUROCK Gypsum-Fiber Roof Board or Min. 0.5-inch SECUROCK Cement Roof Board or min. 7/16-inch DEXcell Cement Roof Board	LRFIA or LRFIA(BG) (every other deck flange)	(Optional) ASTM D41	Base Ply: SBS-TA	<u>Insulation Layer(s)</u> : One or more, min. 1-inch Trisotech G, Trisotech CGF, EnergyGuard Polyiso Insulation, Trisotech, H-Shield, ISO 95+ GL, Multi-Max FA3, RESISTA, UltraMax or Styrofoam Brand Roofmate, Highload 60 or Plazamate <u>Coverboard</u> : Min. 0.5-inch SECUROCK Gypsum-Fiber Roof Board	LRFIA or LRFIA(BG)	BP-CA5 or SBS-CA5	(Optional) One or more BP-CA5 or SBS-CA5	BP-CA5 or SBS-CA5	-67.5
TORCH-APPLIED BASE PLY:											
S-71.	Min. 22 ga., type B, Grade 40 steel; 6 ft span; #12 HWH TekS 5, 6" o.c.	Min. 0.5-inch DensDeck, DensDeck Prime or SECUROCK Gypsum-Fiber Roof Board	LRFIA or LRFIA(BG), 6-inch o.c. (every deck flange)	Tremco AVC Membrane Primer or Tremco AVC Membrane Primer (WB)	Tremco AVC Max	<u>Insulation Layer(s)</u> : One or more, min. 1-inch Trisotech G, Trisotech CGF, Trisotech, EnergyGuard Polyiso Insulation, H-Shield, ISO 95+ GL, Multi-Max FA3, RESISTA or UltraMax <u>Coverboard</u> : Min. 0.5-inch DEXcell FA Glass Mat Roof Board or SECUROCK Gypsum-Fiber Roof Board	LRFIA or LRFIA(BG)	SBS-TA	(Optional) SBS-TA	SBS-TA	-52.5
S-72.	Min. 22 ga., type B, Grade 40 steel; 6 ft span; #12 HWH TekS 5, 6" o.c.	Min. 0.25-inch SECUROCK Gypsum-Fiber Roof Board or Min. 0.5-inch SECUROCK Cement Roof Board or min. 7/16-inch DEXcell Cement Roof Board	LRFIA or LRFIA(BG) (every other deck flange)	None	Base Ply: BP-CA5 or SBS-CA5	<u>Insulation Layer(s)</u> : One or more, min. 1-inch Trisotech G, Trisotech CGF, EnergyGuard Polyiso Insulation, Trisotech, H-Shield, ISO 95+ GL, Multi-Max FA3, RESISTA, UltraMax <u>Coverboard</u> : Min. 0.5-inch DEXcell FA Glass Mat Roof Board or SECUROCK Gypsum-Fiber Roof Board	LRFIA or LRFIA(BG)	SBS-TA	(Optional) SBS-TA	SBS-TA	-67.5

TABLE 2B: STEEL DECKS - NEW CONSTRUCTION, REROOF (TEAR-OFF)
SYSTEM TYPE A-3: BONDED THERMAL BARRIER, BONDED VAPOR BARRIER, BONDED TOP INSULATION, BONDED ROOF COVER

System No.	Deck (Note 1)	Thermal Barrier		Primer	Vapor Barrier (Note 15)	Insulation Layer(s)		Roof Cover (Note 15)			MDP (psf)
		Type	Attach			Type	Attach (Notes 6,7,8)	Base Ply	Ply	Cap Ply	
S-73.	Min. 22 ga., type B, Grade 40 steel; 6 ft span; #12 HWH TekS 5, 6" o.c.	Min. 0.25-inch SECUROCK Gypsum-Fiber Roof Board or Min. 0.5-inch SECUROCK Cement Roof Board or min. 7/16-inch DEXcell Cement Roof Board	LRFIA or LRFIA(BG) (every other deck flange)	(Optional) ASTM D41	Base Ply: SBS-TA	<u>Insulation Layer(s)</u> : One or more, min. 1-inch Trisotech G, Trisotech CGF, EnergyGuard Polyiso Insulation, Trisotech, H-Shield, ISO 95+ GL, Multi-Max FA3, RESISTA, UltraMax <u>Coverboard</u> : Min. 0.5-inch DEXcell FA Glass Mat Roof Board or SECUROCK Gypsum-Fiber Roof Board	LRFIA or LRFIA(BG)	SBS-TA	(Optional) SBS-TA	SBS-TA	-67.5

TABLE 2c: STEEL OR STRUCTURAL CONCRETE DECKS – NEW CONSTRUCTION, REROOF (TEAR-OFF) OR RECOVER
SYSTEM TYPE B-1: MECHANICALLY ATTACHED BASE INSULATION, BONDED TOP INSULATION, BONDED ROOF COVER

System No.	Deck (Note 1)	Base Insulation Layer			Top Insulation Layer (s)		Roof Cover (Note 15)			MDP (psf)
		Type	Fastener (Note 11)	Attach	Type	Attach (Notes 6,7,8)	Base Ply	Ply	Cap Ply	
BURMASTIC ADHESIVE OR POWERPLY STANDARD COLD ADHESIVE APPLIED BASE PLY:										
S-74.	Min. 22 ga., type B, Grade 33 steel or min. 2,500 psi structural concrete	Min. 1.5-inch Trisotech G, EnergyGuard Polyiso Insulation, H-Shield, ISO 95+ GL	Note 2	1 per 2.0 ft ²	<u>Additional Insulation Layer(s)</u> : (Optional) Min. 1-inch Trisotech G, Trisotech CGF, EnergyGuard Polyiso Insulation, Trisotech, Trisotech, H-Shield, ISO 95+ GL, Multi-Max FA3, RESISTA, UltraMax or Styrofoam Brand Roofmate, Highload 60 or Plazamate <u>Coverboard</u> : Min. 0.5-inch Structodek HD with Primed Red Coating, min. 0.25-inch DensDeck Prime, DEXcell FA Glass Mat Roof Board, SECUROCK Gypsum-Fiber Roof Board or min. 0.5-inch SECUROCK Cement Roof Board or min. 7/16-inch DEXcell Cement Roof Board	LRFIA or LRFIA(BG)	BP-CA1 or SBS-CA1	(Optional) One or more BP-CA1 or SBS-CA1	BP-CA1 or SBS-CA1	-45.0*
S-75.	Min. 22 ga., type B, Grade 40 steel; 6 ft span; #12 HWH TekS 5, 6" o.c. or min. 2,500 psi structural concrete	Min. 2-inch Trisotech G	Note 2	1 per 2.0 ft ²	<u>Additional Insulation Layer(s)</u> : (Optional) Min. 1-inch Trisotech G, Trisotech CGF, Trisotech, RESISTA or Styrofoam Brand Roofmate, Highload 60 or Plazamate <u>Coverboard</u> : Min. 0.25-inch DensDeck Prime, DEXcell FA Glass Mat Roof Board or SECUROCK Gypsum-Fiber Roof Board or min. 0.5-inch SECUROCK Cement Roof Board or min. 7/16-inch DEXcell Cement Roof Board	LRFIA or LRFIA(BG), 6-inch o.c.	BP-CA1 or SBS-CA1	(Optional) One or more BP-CA1 or SBS-CA1	BP-CA1 or SBS-CA1	-52.5
S-76.	Min. 22 ga., type B, Grade 40 steel; 6 ft span; #12 HWH TekS 5, 6" o.c. or min. 2,500 psi structural concrete	Min. 2-inch Trisotech G, ISO 95+ GL, RESISTA, Multi-Max FA3, Ultra-Max or Styrofoam Brand Roofmate, Highload 60 or Plazamate	Tremco #14 HD Fastener with Tremco 3" Metal Insulation Plate	1 per 2.0 ft ²	<u>Additional Insulation Layer(s)</u> : (Optional) Min. 1-inch Trisotech G, Trisotech CGF, EnergyGuard Polyiso Insulation, Trisotech, H-Shield, ISO 95+ GL, Multi-Max FA3, RESISTA, UltraMax or Styrofoam Brand Roofmate, Highload 60 or Plazamate <u>Coverboard</u> : Min. 1-inch MonoBoard Plus or Min. 2-inch TopRock DD Plus (no extrapolation permitted for ribbon attachment)	<u>Additional Layer(s)</u> : LRFIA or LRFIA(BG) <u>Coverboard</u> : LRFIA or LRFIA(BG), 6-inch o.c.	BP-CA1 or SBS-CA1	(Optional) One or more BP-CA1 or SBS-CA1	BP-CA1 or SBS-CA1	-52.5*

**TABLE 2c: STEEL OR STRUCTURAL CONCRETE DECKS – NEW CONSTRUCTION, REROOF (TEAR-OFF) OR RECOVER
SYSTEM TYPE B-1: MECHANICALLY ATTACHED BASE INSULATION, BONDED TOP INSULATION, BONDED ROOF COVER**

System No.	Deck (Note 1)	Base Insulation Layer			Top Insulation Layer (s)			Roof Cover (Note 15)			MDP (psf)
		Type	Fastener (Note 11)	Attach	Type	Attach (Notes 6,7,8)	Base Ply	Ply	Cap Ply		
BURMASTIC ADHESIVE MC APPLIED BASE PLY:											
S-77.	Min. 22 ga., type B, Grade 33 steel or min. 2,500 psi structural concrete	Min. 1.5-inch Trisotech G, EnergyGuard Polyiso Insulation, H-Shield, ISO 95+ GL	Note 2	1 per 2.0 ft ²	<u>Additional Insulation Layer(s)</u> : (Optional) Min. 1-inch Trisotech G, Trisotech CGF, EnergyGuard Polyiso Insulation, Trisotech, H-Shield, ISO 95+ GL, Multi-Max FA3, RESISTA, UltraMax or Styrofoam Brand Roofmate, Highload 60 or Plazamate <u>Coverboard</u> : Min. 0.125-inch TremBoard AC, min. 0.5-inch Structodek HD with Primed Red Coating, min. 0.25-inch DensDeck Prime, DEXcell FA Glass Mat Roof Board, SECUROCK Gypsum-Fiber Roof Board or min. 0.5-inch SECUROCK Cement Roof Board or min. 7/16-inch DEXcell Cement Roof Board	LRFIA or LRFIA(BG)	BP-CA6 or SBS-CA6	(Optional) One or more BP-CA1, BP-CA6, SBS-CA1 or SBS-CA6	BP-CA1, BP-CA6, SBS-CA1 or SBS-CA6	-45.0*	
S-78.	Min. 22 ga., type B, Grade 40 steel; 6 ft span; #12 HWH Tek 5, 6" o.c. or min. 2,500 psi structural concrete	Min. 2-inch Trisotech G	Note 2	1 per 2.0 ft ²	<u>Additional Insulation Layer(s)</u> : (Optional) Min. 1-inch Trisotech G, Trisotech CGF, Trisotech, RESISTA or Styrofoam Brand Roofmate, Highload 60 or Plazamate <u>Coverboard</u> : Min. 0.25-inch DensDeck Prime, DEXcell FA Glass Mat Roof Board or SECUROCK Gypsum-Fiber Roof Board or min. 0.5-inch SECUROCK Cement Roof Board or min. 7/16-inch DEXcell Cement Roof Board	LRFIA or LRFIA(BG), 6-inch o.c.	BP-CA6 or SBS-CA6	(Optional) One or more BP-CA1, BP-CA6, SBS-CA1 or SBS-CA6	BP-CA1, BP-CA6, SBS-CA1 or SBS-CA6	-52.5	
S-79.	Min. 22 ga., type B, Grade 40 steel; 6 ft span; #12 HWH Tek 5, 6" o.c. or min. 2,500 psi structural concrete	Min. 2-inch Trisotech G	Note 2	1 per 2.0 ft ²	<u>Additional Insulation Layer(s)</u> : (Optional) Min. 1-inch base insulation <u>Coverboard</u> : Min. 0.125-inch TremBoard AC	LRFIA or LRFIA(BG), 12-inch o.c.	BP-CA6 or SBS-CA6	(Optional) One or more BP-CA1, BP-CA6, SBS-CA1 or SBS-CA6	BP-CA1, BP-CA6, SBS-CA1 or SBS-CA6	-52.5	
S-80.	Min. 22 ga., type B, Grade 40 steel at 6 ft spans; #12 HWH Tek 5, 6" o.c. or min. 2,500 psi structural concrete	Min. 2-inch Trisotech G, ISO 95+ GL, RESISTA, Multi-Max FA3, Ultra-Max or Styrofoam Brand Roofmate, Highload 60 or Plazamate	Tremco #14 HD with Tremco 3" Metal Insulation Plate	1 per 2.0 ft ²	<u>Additional Insulation Layer(s)</u> : (Optional) Min. 1-inch Trisotech G, Trisotech CGF, EnergyGuard Polyiso Insulation, Trisotech, H-Shield, ISO 95+ GL, Multi-Max FA3, RESISTA, UltraMax or Styrofoam Brand Roofmate, Highload 60 or Plazamate <u>Coverboard</u> : Min. 0.5-inch Structodek HD with Primed Red Coating, DensDeck Prime, DEXcell FA Glass Mat Roof Board, SECUROCK Gypsum-Fiber Roof Board or SECUROCK Cement Roof Board or min. 7/16-inch DEXcell Cement Roof Board	<u>Additional Layer(s)</u> : LRFIA or LRFIA(BG) <u>Coverboard</u> : LRFIA or LRFIA(BG), 6-inch o.c.	BP-CA6 or SBS-CA6	(Optional) One or more BP-CA1, BP-CA6, SBS-CA1 or SBS-CA6	BP-CA1, BP-CA6, SBS-CA1 or SBS-CA6	-60.0	
S-81.	Min. 22 ga., type B, Grade 40 steel at 6 ft spans; #12 HWH Tek 5, 6" o.c. or min. 2,500 psi structural concrete	Min. 2-inch Trisotech G, ISO 95+ GL, RESISTA, Multi-Max FA3, Ultra-Max or Styrofoam Brand Roofmate, Highload 60 or Plazamate	Tremco #14 HD with Tremco 3" Metal Insulation Plate	1 per 2.0 ft ²	<u>Additional Insulation Layer(s)</u> : (Optional) Min. 1-inch Trisotech G, Trisotech CGF, EnergyGuard Polyiso Insulation, Trisotech, H-Shield, ISO 95+ GL, Multi-Max FA3, RESISTA, UltraMax or Styrofoam Brand Roofmate, Highload 60 or Plazamate <u>Coverboard</u> : Min. 1-inch MonoBoard Plus or Min. 2-inch TopRock DD Plus (no extrapolation permitted for ribbon attachment)	<u>Additional Layer(s)</u> : LRFIA or LRFIA(BG) <u>Coverboard</u> : LRFIA or LRFIA(BG), 6-inch o.c.	BP-CA6 or SBS-CA6	(Optional) One or more BP-CA1, BP-CA6, SBS-CA1 or SBS-CA6	BP-CA1, BP-CA6, SBS-CA1 or SBS-CA6	-60.0*	

**TABLE 2c: STEEL OR STRUCTURAL CONCRETE DECKS – NEW CONSTRUCTION, REROOF (TEAR-OFF) OR RECOVER
SYSTEM TYPE B-1: MECHANICALLY ATTACHED BASE INSULATION, BONDED TOP INSULATION, BONDED ROOF COVER**

System No.	Deck (Note 1)	Base Insulation Layer			Top Insulation Layer (s)		Roof Cover (Note 15)			MDP (psf)
		Type	Fastener (Note 11)	Attach	Type	Attach (Notes 6,7,8)	Base Ply	Ply	Cap Ply	
S-82.	Min. 22 ga., type B, Grade 33 steel; 6 ft span; #12 HWH Tek 5, 6" o.c. or min. 2,500 psi structural concrete	Min. 2-inch Trisotech G	Note 2	1 per 1.0 ft ²	<u>Additional Insulation Layer(s)</u> : (Optional) Min. 1-inch Trisotech G, Trisotech CGF, Trisotech, RESISTA or Styrofoam Brand Roofmate, Highload 60 or Plazamate <u>Coverboard</u> : Min. 0.5-inch DensDeck Prime, DEXcell FA Glass Mat Roof Board, SECUROCK Gypsum-Fiber Roof Board or SECUROCK Cement Roof Board or min. 7/16-inch DEXcell Cement Roof Board	LRFIA or LRFIA(BG), 6-inch o.c.	BP-CA6 or SBS-CA6	(Optional) One or more BP-CA6 or SBS-CA6	BP-CA1, BP-CA6, SBS-CA1 or SBS-CA6	-67.5
S-83.	Min. 22 ga., type B, Grade 80 steel at 6 ft spans; #12 HWH Tek 5 with ¼-inch washers, 6" o.c.	Min. 2-inch Trisotech G, Trisotech CGF or Trisotech	Dekfast DF-#15-PH3 with Dekfast PLT-R-3, Tremco #1510 XHD Fastener with Tremco 3-in. Ribbed Galvalume Plate, Tremco #15 EHD with Tremco 3" Metal Insulation Plate	1 per 1.0 ft ²	<u>Additional Insulation Layer(s)</u> : (Optional) Min. 1-inch Trisotech G, Trisotech CGF, Trisotech, RESISTA or Styrofoam Brand Roofmate, Highload 60 or Plazamate <u>Coverboard</u> : Min. 0.5-inch DensDeck Prime, SECUROCK Gypsum-Fiber Roof Board or SECUROCK Cement Roof Board or min. 7/16-inch DEXcell Cement Roof Board	LRFIA or LRFIA(BG), 6-inch o.c.	BP-CA6 or SBS-CA6	(Optional) One or more BP-CA6 or SBS-CA6	BP-CA6 or SBS-CA6	-97.5
S-84.	Min. 22 ga., type B, Grade 40 steel at 6 ft spans; #12 HWH Tek 5, 6" o.c. or min. 2,500 psi structural concrete	Min. 2-inch Trisotech G, ISO 95+ GL, RESISTA, Multi-Max FA3, Ultra-Max or Styrofoam Brand Roofmate, Highload 60 or Plazamate	Tremco #14 HD with Tremco 3" Metal Insulation Plate	1 per 2.0 ft ²	<u>Additional Insulation Layer(s)</u> : (Optional) Min. 1-inch Trisotech G, Trisotech CGF, EnergyGuard Polyiso Insulation, Trisotech, H-Shield, ISO 95+ GL, Multi-Max FA3, RESISTA, UltraMax or Styrofoam Brand Roofmate, Highload 60 or Plazamate <u>Coverboard</u> : Min. 0.5-inch Structodek HD with Primed Red Coating, DensDeck Prime, DEXcell FA Glass Mat Roof Board, SECUROCK Gypsum-Fiber Roof Board or SECUROCK Cement Roof Board or min. 7/16-inch DEXcell Cement Roof Board	Hot asphalt	BP-CA6 or SBS-CA6	(Optional) One or more BP-CA1, BP-CA6, SBS-CA1 or SBS-CA6	BP-CA1, BP-CA6, SBS-CA1 or SBS-CA6	-60.0
S-85.	Min. 22 ga., type B, Grade 33 steel; 6 ft span; #12 HWH Tek 5, 6" o.c. or min. 2,500 psi structural concrete	Min. 2-inch Trisotech G, EnergyGuard Polyiso Insulation, H-Shield, ISO 95+ GL	Tremco #14 Heavy Duty with Tremco 3 in. Galvalume Steel Plate or 3 in. Ribbed Galvalume Plate	1 per 1.45 ft ²	Min. 0.25-inch DensDeck Prime, DEXcell FA Glass Mat Roof Board or SECUROCK Gypsum-Fiber Roof Board	Hot asphalt	BP-CA6 or SBS-CA6	(Optional) One or more BP-CA6 or SBS-CA6	BP-CA1, BP-CA6, SBS-CA1 or SBS-CA6	-75.0
S-86.	Min. 22 ga., type B, Grade 33 steel; 6 ft span; #12 HWH Tek 5, 6" o.c. or min. 2,500 psi structural concrete	Min. 2-inch Trisotech G, ISO 95+ GL, Multi-Max FA3, RESISTA, Ultra-Max	Tremco #14 HD with Tremco 3" Metal Insulation Plate	1 per 1.45 ft ²	Min. 0.25-inch DensDeck Prime, DEXcell FA Glass Mat Roof Board or SECUROCK Gypsum-Fiber Roof Board	Hot asphalt	BP-CA6 or SBS-CA6	(Optional) One or more BP-CA6 or SBS-CA6	BP-CA1, BP-CA6, SBS-CA1 or SBS-CA6	-75.0

POWERPLY ENDURE BIO ADHESIVE TF ADHESIVE APPLIED BASE PLY:

**TABLE 2c: STEEL OR STRUCTURAL CONCRETE DECKS – NEW CONSTRUCTION, REROOF (TEAR-OFF) OR RECOVER
SYSTEM TYPE B-1: MECHANICALLY ATTACHED BASE INSULATION, BONDED TOP INSULATION, BONDED ROOF COVER**

System No.	Deck (Note 1)	Base Insulation Layer			Top Insulation Layer (s)		Roof Cover (Note 15)			MDP (psf)
		Type	Fastener (Note 11)	Attach	Type	Attach (Notes 6,7,8)	Base Ply	Ply	Cap Ply	
S-87.	Min. 22 ga., type B, Grade 33 steel or min. 2,500 psi structural concrete	Min. 1.5-inch Trisotech G, EnergyGuard Polyiso Insulation, H-Shield, ISO 95+ GL	Note 2	1 per 2.0 ft ²	<u>Additional Insulation Layer(s)</u> : (Optional) Min. 1-inch Trisotech G, Trisotech CGF, EnergyGuard Polyiso Insulation, Trisotech, H-Shield, ISO 95+ GL, Multi-Max FA3, RESISTA, UltraMax or Styrofoam Brand Roofmate, Highload 60 or Plazamate <u>Coverboard</u> : Min. 0.125-inch TremBoard AC, min. 0.5-inch Structodek HD with Primed Red Coating, min. 0.25-inch DensDeck Prime, DEXcell FA Glass Mat Roof Board, SECUROCK Gypsum-Fiber Roof Board or min. 0.5-inch SECUROCK Cement Roof Board or min. 7/16-inch DEXcell Cement Roof Board	LRFIA or LRFIA(BG)	BP-CA5 or SBS-CA5	(Optional) One or more BP-CA5 or SBS-CA5	BP-CA5 or SBS-CA5	-45.0*
S-88.	Min. 22 ga., type B, Grade 40 steel; 6 ft span; #12 HWH Tek 5, 6" o.c. or min. 2,500 psi structural concrete	Min. 2-inch Trisotech G	Note 2	1 per 2.0 ft ²	<u>Additional Insulation Layer(s)</u> : (Optional) Min. 1-inch Trisotech G, Trisotech CGF, Trisotech, RESISTA or Styrofoam Brand Roofmate, Highload 60 or Plazamate <u>Coverboard</u> : Min. 0.25-inch DensDeck Prime, DEXcell FA Glass Mat Roof Board or SECUROCK Gypsum-Fiber Roof Board or min. 0.5-inch SECUROCK Cement Roof Board or min. 7/16-inch DEXcell Cement Roof Board	LRFIA or LRFIA(BG), 6-inch o.c.	BP-CA5 or SBS-CA5	(Optional) One or more BP-CA5 or SBS-CA5	BP-CA5 or SBS-CA5	-52.5
S-89.	Min. 22 ga., type B, Grade 40 steel; 6 ft span; #12 HWH Tek 5, 6" o.c. or min. 2,500 psi structural concrete	Min. 2-inch Trisotech G	Note 2	1 per 2.0 ft ²	<u>Additional Insulation Layer(s)</u> : (Optional) Min. 1-inch base insulation <u>Coverboard</u> : Min. 0.125-inch TremBoard AC	LRFIA or LRFIA(BG), 12-inch o.c.	BP-CA5 or SBS-CA5	(Optional) One or more BP-CA5 or SBS-CA5	BP-CA5 or SBS-CA5	-52.5
S-90.	Min. 22 ga., type B, Grade 40 steel at 6 ft spans; #12 HWH Tek 5, 6" o.c. or min. 2,500 psi structural concrete	Min. 2-inch Trisotech G, ISO 95+ GL, RESISTA, Multi-Max FA3, Ultra-Max or Styrofoam Brand Roofmate, Highload 60 or Plazamate	Tremco #14 HD with Tremco 3" Metal Insulation Plate	1 per 2.0 ft ²	<u>Additional Insulation Layer(s)</u> : (Optional) Min. 1-inch base insulation <u>Coverboard</u> : Min. 0.5-inch Structodek HD with Primed Red Coating, DensDeck Prime or SECUROCK Cement Roof Board or min. 7/16-inch DEXcell Cement Roof Board	<u>Additional Layer(s)</u> : LRFIA or LRFIA(BG) <u>Coverboard</u> : LRFIA or LRFIA(BG), 6-inch o.c.	BP-CA5 or SBS-CA5	(Optional) One or more BP-CA5 or SBS-CA5	BP-CA5 or SBS-CA5	-60.0
S-91.	Min. 22 ga., type B, Grade 40 steel at 6 ft spans; #12 HWH Tek 5, 6" o.c. or min. 2,500 psi structural concrete	Min. 2-inch Trisotech G, ISO 95+ GL, RESISTA, Multi-Max FA3, Ultra-Max or Styrofoam Brand Roofmate, Highload 60 or Plazamate	Tremco #14 HD Fastener with Tremco 3" Metal Insulation Plate	1 per 2.0 ft ²	<u>Additional Insulation Layer(s)</u> : (Optional) Min. 1-inch Trisotech G, Trisotech CGF, EnergyGuard Polyiso Insulation, Trisotech, H-Shield, ISO 95+ GL, Multi-Max FA3, RESISTA, UltraMax or Styrofoam Brand Roofmate, Highload 60 or Plazamate <u>Coverboard</u> : Min. 1-inch MonoBoard (no extrapolation permitted for ribbon attachment)	<u>Additional Layer(s)</u> : LRFIA or LRFIA(BG) <u>Coverboard</u> : LRFIA or LRFIA(BG), 6-inch o.c.	SBS-CA5	(Optional) One or more BP-CA5 or SBS-CA5	BP-CA5 or SBS-CA5	-60.0*

**TABLE 2c: STEEL OR STRUCTURAL CONCRETE DECKS – NEW CONSTRUCTION, REROOF (TEAR-OFF) OR RECOVER
SYSTEM TYPE B-1: MECHANICALLY ATTACHED BASE INSULATION, BONDED TOP INSULATION, BONDED ROOF COVER**

System No.	Deck (Note 1)	Base Insulation Layer			Top Insulation Layer (s)		Roof Cover (Note 15)			MDP (psf)
		Type	Fastener (Note 11)	Attach	Type	Attach (Notes 6,7,8)	Base Ply	Ply	Cap Ply	
S-92.	Min. 22 ga., type B, Grade 40 steel at 6 ft spans; #12 HWH Tek 5, 6" o.c. or min. 2,500 psi structural concrete	Min. 2-inch Trisotech G, ISO 95+ GL, RESISTA, Multi-Max FA3, Ultra-Max or Styrofoam Brand Roofmate, Highload 60 or Plazamate	Tremco #14 HD Fastener with Tremco 3" Metal Insulation Plate	1 per 2.0 ft ²	<u>Additional Insulation Layer(s)</u> : (Optional) Min. 1-inch Trisotech G, Trisotech CGF, EnergyGuard Polyiso Insulation, Trisotech, H-Shield, ISO 95+ GL, Multi-Max FA3, RESISTA, UltraMax or Styrofoam Brand Roofmate, Highload 60 or Plazamate <u>Coverboard</u> : Min. 1-inch MonoBoard Plus or Min. 2-inch TopRock DD Plus (no extrapolation permitted for ribbon attachment)	<u>Additional Layer(s)</u> : LRFIA or LRFIA(BG) <u>Coverboard</u> : LRFIA or LRFIA(BG), 6-inch o.c.	BP-CA5 or SBS-CA5	(Optional) One or more BP-CA5 or SBS-CA5	BP-CA5 or SBS-CA5	-60.0*
S-93.	Min. 22 ga., type B, Grade 33 steel; 6 ft span; #12 HWH Tek 5, 6" o.c. or min. 2,500 psi structural concrete	Min. 2-inch Trisotech G	Note 2	1 per 1.0 ft ²	<u>Additional Insulation Layer(s)</u> : (Optional) Min. 1-inch base insulation <u>Coverboard</u> : Min. 0.5-inch DensDeck Prime, SECUROCK Gypsum-Fiber Roof Board or SECUROCK Cement Roof Board or min. 7/16-inch DEXcell Cement Roof Board	LRFIA or LRFIA(BG), 6-inch o.c.	BP-CA5 or SBS-CA5	(Optional) One or more BP-CA5 or SBS-CA5	BP-CA5 or SBS-CA5	-67.5
S-94.	Min. 22 ga., type B, Grade 40 steel at 6 ft spans; two (2) #12 HWH Tek 5 with ¼-inch washers, 6" o.c.	Min. 2-inch Trisotech G, RESISTA or Styrofoam Brand Roofmate, Highload 60 or Plazamate	Tremco #15 EHD with Tremco 3" Metal Insulation Plate	1 per 1.3 ft ²	<u>Additional Insulation Layer(s)</u> : (Optional) Min. 1-inch Trisotech G, Trisotech CGF, Trisotech, RESISTA or Styrofoam Brand Roofmate, Highload 60 or Plazamate <u>Coverboard</u> : Min. 0.5-inch SECUROCK Gypsum-Fiber Roof Board	LRFIA or LRFIA(BG), 6-inch o.c.	BP-CA5 or SBS-CA5	(Optional) One or more BP-CA5 or SBS-CA5	BP-CA5 or SBS-CA5	-112.5
HOT-ASPHALT-APPLIED BASE PLY:										
S-95.	Min. 22 ga., type B, Grade 33 steel or min. 2,500 psi structural concrete	Min. 1.5-inch Trisotech G, EnergyGuard Polyiso Insulation, H-Shield, ISO 95+ GL	Note 2	1 per 2.0 ft ²	<u>Additional Insulation Layer(s)</u> : (Optional) Min. 1-inch Trisotech G, Trisotech CGF, EnergyGuard Polyiso Insulation, Trisotech, H-Shield, ISO 95+ GL, Multi-Max FA3, RESISTA, UltraMax or Styrofoam Brand Roofmate, Highload 60 or Plazamate <u>Coverboard</u> : Min. 0.125-inch TremBoard AC, min. 0.5-inch Structodek HD with Primed Red Coating, min. 0.25-inch DensDeck Prime, DEXcell FA Glass Mat Roof Board, SECUROCK Gypsum-Fiber Roof Board or min. 0.5-inch SECUROCK Cement Roof Board or min. 7/16-inch DEXcell Cement Roof Board	LRFIA or LRFIA(BG)	BP-AA, SBS-AA	(Optional) One or more BP-CA1, BP-AA, SBS-CA1, SBS-AA or APP-TA	BP-CA1, BP-AA, SBS-CA1, SBS-AA or APP-TA	-45.0*
S-96.	Min. 22 ga., type B, Grade 40 steel; 6 ft span; #12 HWH Tek 5, 6" o.c. or min. 2,500 psi structural concrete	Min. 2-inch Trisotech G	Note 2	1 per 2.0 ft ²	<u>Additional Insulation Layer(s)</u> : (Optional) Min. 1-inch Trisotech G, Trisotech CGF, Trisotech, RESISTA or Styrofoam Brand Roofmate, Highload 60 or Plazamate <u>Coverboard</u> : Min. 0.25-inch DensDeck Prime, DEXcell FA Glass Mat Roof Board or SECUROCK Gypsum-Fiber Roof Board or min. 0.5-inch SECUROCK Cement Roof Board or min. 7/16-inch DEXcell Cement Roof Board	LRFIA or LRFIA(BG), 6-inch o.c.	BP-AA, SBS-AA	(Optional) One or more BP-CA1, BP-AA, SBS-CA1, SBS-AA or APP-TA	BP-CA1, BP-AA, SBS-CA1, SBS-AA or APP-TA	-52.5

**TABLE 2c: STEEL OR STRUCTURAL CONCRETE DECKS – NEW CONSTRUCTION, REROOF (TEAR-OFF) OR RECOVER
SYSTEM TYPE B-1: MECHANICALLY ATTACHED BASE INSULATION, BONDED TOP INSULATION, BONDED ROOF COVER**

System No.	Deck (Note 1)	Base Insulation Layer			Top Insulation Layer (s)		Roof Cover (Note 15)			MDP (psf)
		Type	Fastener (Note 11)	Attach	Type	Attach (Notes 6,7,8)	Base Ply	Ply	Cap Ply	
S-97.	Min. 22 ga., type B, Grade 40 steel; 6 ft span; #12 HWH Tek 5, 6" o.c. or min. 2,500 psi structural concrete	Min. 2-inch Trisotech G	Note 2	1 per 2.0 ft ²	<u>Additional Insulation Layer(s)</u> : (Optional) Min. 1-inch base insulation <u>Coverboard</u> : Min. 0.125-inch TremBoard AC	LRFIA or LRFIA(BG), 12-inch o.c.	BP-AA, SBS-AA	(Optional) One or more BP-CA1, BP-AA, SBS-CA1, SBS-AA or APP-TA	BP-CA1, BP-AA, SBS-CA1, SBS-AA or APP-TA	-52.5
S-98.	Min. 22 ga., type B, Grade 40 steel at 6 ft spans; #12 HWH Tek 5, 6" o.c. or min. 2,500 psi structural concrete	Min. 2-inch Trisotech G, ISO 95+ GL, RESISTA, Multi-Max FA3, Ultra-Max or Styrofoam Brand Roofmate, Highload 60 or Plazamate	Tremco #14 HD with Tremco 3" Metal Insulation Plate	1 per 2.0 ft ²	<u>Additional Insulation Layer(s)</u> : (Optional) Min. 1-inch Trisotech G, Trisotech CGF, EnergyGuard Polyiso Insulation, Trisotech, H-Shield, ISO 95+ GL, Multi-Max FA3, RESISTA, UltraMax or Styrofoam Brand Roofmate, Highload 60 or Plazamate <u>Coverboard</u> : Min. 0.5-inch Structodek HD with Primed Red Coating, DensDeck Prime, DEXcell FA Glass Mat Roof Board, SECUROCK Gypsum-Fiber Roof Board or SECUROCK Cement Roof Board or min. 7/16-inch DEXcell Cement Roof Board	<u>Additional Layer(s)</u> : LRFIA or LRFIA(BG) <u>Coverboard</u> : LRFIA or LRFIA(BG), 6-inch o.c.	BP-AA, SBS-AA	(Optional) One or more BP-CA1, BP-AA, SBS-CA1, SBS-AA or APP-TA	BP-CA1, BP-AA, SBS-CA1, SBS-AA or APP-TA	-60.0
S-99.	Min. 22 ga., type B, Grade 40 steel at 6 ft spans; #12 HWH Tek 5, 6" o.c. or min. 2,500 psi structural concrete	Min. 2-inch Trisotech G, ISO 95+ GL, RESISTA, Multi-Max FA3, Ultra-Max or Styrofoam Brand Roofmate, Highload 60 or Plazamate	Tremco #14 HD with Tremco 3" Metal Insulation Plate	1 per 2.0 ft ²	<u>Additional Insulation Layer(s)</u> : (Optional) Min. 1-inch Trisotech G, Trisotech CGF, EnergyGuard Polyiso Insulation, Trisotech, H-Shield, ISO 95+ GL, Multi-Max FA3, RESISTA, UltraMax or Styrofoam Brand Roofmate, Highload 60 or Plazamate <u>Coverboard</u> : Min. 1-inch MonoBoard Plus or Min. 2-inch TopRock DD Plus (no extrapolation permitted for ribbon attachment)	<u>Additional Layer(s)</u> : LRFIA or LRFIA(BG) <u>Coverboard</u> : LRFIA or LRFIA(BG), 6-inch o.c.	BP-AA, SBS-AA	(Optional) One or more BP-CA1, BP-AA, SBS-CA1, SBS-AA or APP-TA	BP-CA1, BP-AA, SBS-CA1, SBS-AA or APP-TA	-60.0*
S-100.	Min. 22 ga., type B, Grade 33 steel; 6 ft span; #12 HWH Tek 5, 6" o.c. or min. 2,500 psi structural concrete	Min. 2-inch Trisotech G	Note 2	1 per 1.0 ft ²	<u>Additional Insulation Layer(s)</u> : (Optional) Min. 1-inch Trisotech G, Trisotech CGF, Trisotech, RESISTA or Styrofoam Brand Roofmate, Highload 60 or Plazamate <u>Coverboard</u> : Min. 0.5-inch DensDeck Prime, DEXcell FA Glass Mat Roof Board, SECUROCK Gypsum-Fiber Roof Board or SECUROCK Cement Roof Board or min. 7/16-inch DEXcell Cement Roof Board	LRFIA or LRFIA(BG), 6-inch o.c.	BP-AA, SBS-AA	(Optional) One or more BP-AA, SBS-AA or APP-TA	BP-CA1, BP-AA, SBS-CA1, SBS-AA or APP-TA	-67.5
S-101.	Min. 22 ga., type B, Grade 40 steel at 6 ft spans; two (2) #12 HWH Tek 5 with 3/4-inch washers, 6" o.c.	Min. 2-inch Trisotech G, RESISTA or Styrofoam Brand Roofmate, Highload 60 or Plazamate	Tremco #15 EHD with Tremco 3" Metal Insulation Plate	1 per 1.3 ft ²	<u>Additional Insulation Layer(s)</u> : (Optional) Min. 1-inch Trisotech G, Trisotech CGF, Trisotech, RESISTA or Styrofoam Brand Roofmate, Highload 60 or Plazamate <u>Coverboard</u> : Min. 0.5-inch SECUROCK Gypsum-Fiber Roof Board	LRFIA or LRFIA(BG), 6-inch o.c.	BP-AA, SBS-AA	(Optional) One or more BP-AA, SBS-AA or APP-TA	BP-CA1, BP-AA, SBS-CA1, SBS-AA or APP-TA	-112.5

**TABLE 2c: STEEL OR STRUCTURAL CONCRETE DECKS – NEW CONSTRUCTION, REROOF (TEAR-OFF) OR RECOVER
SYSTEM TYPE B-1: MECHANICALLY ATTACHED BASE INSULATION, BONDED TOP INSULATION, BONDED ROOF COVER**

System No.	Deck (Note 1)	Base Insulation Layer			Top Insulation Layer (s)		Roof Cover (Note 15)			MDP (psf)
		Type	Fastener (Note 11)	Attach	Type	Attach (Notes 6,7,8)	Base Ply	Ply	Cap Ply	
S-102.	Min. 22 ga., type B, Grade 40 steel at 6 ft spans; #12 HWH Tek 5, 6" o.c. or min. 2,500 psi structural concrete	Min. 2-inch Trisotech G, ISO 95+ GL, RESISTA, Multi-Max FA3, Ultra-Max or Styrofoam Brand Roofmate, Highload 60 or Plazamate	Tremco #14 HD with Tremco 3" Metal Insulation Plate	1 per 2.0 ft ²	<u>Additional Insulation Layer(s)</u> : (Optional) Min. 1-inch Trisotech G, Trisotech CGF, EnergyGuard Polyiso Insulation, Trisotech, H-Shield, ISO 95+ GL, Multi-Max FA3, RESISTA, UltraMax or Styrofoam Brand Roofmate, Highload 60 or Plazamate <u>Coverboard</u> : Min. 0.125-inch TremBoard AC, min. 0.5-inch Structodek HD with Primed Red Coating, DensDeck Prime, DEXcell FA Glass Mat Roof Board, SECUROCK Gypsum-Fiber Roof Board or SECUROCK Cement Roof Board or min. 7/16-inch DEXcell Cement Roof Board	Hot asphalt	BP-AA, SBS-AA	(Optional) One or more BP-CA1, BP-AA, SBS-CA1, SBS-AA or APP-TA	BP-CA1, BP-AA, SBS-CA1, SBS-AA or APP-TA	-60.0
S-103.	Min. 22 ga., type B, Grade 40 steel at 6 ft spans; #12 HWH Tek 5, 6" o.c. or min. 2,500 psi structural concrete	Min. 2-inch Trisotech G, ISO 95+ GL, RESISTA, Multi-Max FA3, Ultra-Max or Styrofoam Brand Roofmate, Highload 60 or Plazamate	Tremco #14 HD with Tremco 3" Metal Insulation Plate	1 per 2.0 ft ²	<u>Additional Insulation Layer(s)</u> : (Optional) Min. 1-inch Trisotech G, Trisotech CGF, EnergyGuard Polyiso Insulation, Trisotech, H-Shield, ISO 95+ GL, Multi-Max FA3, RESISTA, UltraMax or Styrofoam Brand Roofmate, Highload 60 or Plazamate <u>Coverboard</u> : Min. 1-inch MonoBoard Plus or min. 2-inch TopRock DD Plus	Hot asphalt	BP-AA, SBS-AA	(Optional) One or more BP-CA1, BP-AA, SBS-CA1, SBS-AA or APP-TA	BP-CA1, BP-AA, SBS-CA1, SBS-AA or APP-TA	-60.0*
S-104.	Min. 22 ga., type B, Grade 40 steel at 6 ft spans; #12 HWH Tek 5, 6" o.c. or min. 2,500 psi structural concrete	Min. 2-inch Trisotech G, ISO 95+ GL, Multi-Max FA3, RESISTA, Ultra-Max	Tremco #14 HD with Tremco 3" Metal Insulation Plate	1 per 2.0 ft ²	Min. 0.125-inch TremBoard AC or min. 0.5-inch Structodek HD with Primed Red Coating	Hot asphalt	BP-AA, SBS-AA	(Optional) One or more BP-AA, SBS-AA or APP-TA	BP-CA1, BP-AA, SBS-CA1, SBS-AA or APP-TA	-67.5
S-105.	Min. 22 ga., type B, Grade 33 steel; 6 ft span; #12 HWH Tek 5, 6" o.c. or min. 2,500 psi structural concrete	Min. 2-inch Trisotech G, EnergyGuard Polyiso Insulation, H-Shield, ISO 95+ GL	Tremco #14 Heavy Duty with Tremco 3 in. Galvalume Steel Plate or 3 in. Ribbed Galvalume Plate	1 per 1.45 ft ²	Min. 0.125-inch TremBoard AC or min. 0.25-inch DensDeck Prime or SECUROCK Gypsum-Fiber Roof Board	Hot asphalt	BP-AA, SBS-AA	(Optional) One or more BP-AA, SBS-AA or APP-TA	BP-CA1, BP-AA, SBS-CA1, SBS-AA or APP-TA	-75.0
S-106.	Min. 22 ga., type B, Grade 33 steel; 6 ft span; #12 HWH Tek 5, 6" o.c. or min. 2,500 psi structural concrete	Min. 2-inch Trisotech G, ISO 95+ GL, Multi-Max FA3, RESISTA, Ultra-Max	Tremco #14 HD with Tremco 3" Metal Insulation Plate	1 per 1.45 ft ²	Min. 0.125-inch TremBoard AC or min. 0.25-inch DensDeck Prime or SECUROCK Gypsum-Fiber Roof Board	Hot asphalt	BP-AA, SBS-AA	(Optional) One or more BP-AA, SBS-AA or APP-TA	BP-CA1, BP-AA, SBS-CA1, SBS-AA or APP-TA	-75.0

**TABLE 2c: STEEL OR STRUCTURAL CONCRETE DECKS – NEW CONSTRUCTION, REROOF (TEAR-OFF) OR RECOVER
SYSTEM TYPE B-1: MECHANICALLY ATTACHED BASE INSULATION, BONDED TOP INSULATION, BONDED ROOF COVER**

System No.	Deck (Note 1)	Base Insulation Layer			Top Insulation Layer (s)		Roof Cover (Note 15)			MDP (psf)
		Type	Fastener (Note 11)	Attach	Type	Attach (Notes 6,7,8)	Base Ply	Ply	Cap Ply	
S-107.	Min. 22 ga., type B, Grade 33 steel or min. 2,500 psi structural concrete	Min. 1.5-inch Trisotech G, EnergyGuard Polyiso Insulation, H-Shield, ISO 95+ GL	Note 2	1 per 2.0 ft ²	<u>Additional Insulation Layer(s)</u> : (Optional) Min. 1-inch Trisotech G, Trisotech CGF, EnergyGuard Polyiso Insulation, Trisotech, H-Shield, ISO 95+ GL, Multi-Max FA3, RESISTA, UltraMax or Styrofoam Brand Roofmate, Highload 60 or Plazamate <u>Coverboard</u> : Min. 0.125-inch TremBoard AC, min. 0.5-inch Structodek HD with Primed Red Coating, min. 0.25-inch DensDeck Prime, DEXcell FA Glass Mat Roof Board, SECUROCK Gypsum-Fiber Roof Board or min. 0.5-inch SECUROCK Cement Roof Board or min. 7/16-inch DEXcell Cement Roof Board	LRFIA or LRFIA(BG)	SBS-AA	(Optional) One or more SBS-AA, SBS-TA	SBS-TA	-45.0*
S-108.	Min. 22 ga., type B, Grade 40 steel; 6 ft span; #12 HWH Tek 5, 6" o.c. or min. 2,500 psi structural concrete	Min. 2-inch Trisotech G	Note 2	1 per 2.0 ft ²	<u>Additional Insulation Layer(s)</u> : (Optional) Min. 1-inch Trisotech G, Trisotech CGF, Trisotech, RESISTA or Styrofoam Brand Roofmate, Highload 60 or Plazamate <u>Coverboard</u> : Min. 0.25-inch DensDeck Prime, DEXcell FA Glass Mat Roof Board or SECUROCK Gypsum-Fiber Roof Board or min. 0.5-inch SECUROCK Cement Roof Board or min. 7/16-inch DEXcell Cement Roof Board	LRFIA or LRFIA(BG), 6-inch o.c.	SBS-AA	(Optional) One or more SBS-AA, SBS-TA	SBS-TA	-52.5
S-109.	Min. 22 ga., type B, Grade 40 steel; 6 ft span; #12 HWH Tek 5, 6" o.c. or min. 2,500 psi structural concrete	Min. 2-inch Trisotech G	Note 2	1 per 2.0 ft ²	<u>Additional Insulation Layer(s)</u> : (Optional) Min. 1-inch base insulation <u>Coverboard</u> : Min. 0.125-inch TremBoard AC	LRFIA or LRFIA(BG), 12-inch o.c.	SBS-AA	(Optional) One or more SBS-AA, SBS-TA	SBS-TA	-52.5
S-110.	Min. 22 ga., type B, Grade 40 steel at 6 ft spans; #12 HWH Tek 5, 6" o.c. or min. 2,500 psi structural concrete	Min. 2-inch Trisotech G, ISO 95+ GL, RESISTA, Multi-Max FA3, Ultra-Max or Styrofoam Brand Roofmate, Highload 60 or Plazamate	Tremco #14 HD with Tremco 3" Metal Insulation Plate	1 per 2.0 ft ²	<u>Additional Insulation Layer(s)</u> : (Optional) Min. 1-inch Trisotech G, Trisotech CGF, EnergyGuard Polyiso Insulation, Trisotech, H-Shield, ISO 95+ GL, Multi-Max FA3, RESISTA, UltraMax or Styrofoam Brand Roofmate, Highload 60 or Plazamate <u>Coverboard</u> : Min. 0.5-inch Structodek HD with Primed Red Coating, DensDeck Prime, DEXcell FA Glass Mat Roof Board, SECUROCK Gypsum-Fiber Roof Board or SECUROCK Cement Roof Board or min. 7/16-inch DEXcell Cement Roof Board	<u>Additional Layer(s)</u> : LRFIA or LRFIA(BG) <u>Coverboard</u> : LRFIA or LRFIA(BG), 6-inch o.c.	SBS-AA	(Optional) One or more SBS-AA, SBS-TA	SBS-TA	-60.0
S-111.	Min. 22 ga., type B, Grade 40 steel at 6 ft spans; #12 HWH Tek 5, 6" o.c. or min. 2,500 psi structural concrete	Min. 2-inch Trisotech G, ISO 95+ GL, RESISTA, Multi-Max FA3, Ultra-Max or Styrofoam Brand Roofmate, Highload 60 or Plazamate	Tremco #14 HD with Tremco 3" Metal Insulation Plate	1 per 2.0 ft ²	<u>Additional Insulation Layer(s)</u> : (Optional) Min. 1-inch Trisotech G, Trisotech CGF, EnergyGuard Polyiso Insulation, Trisotech, H-Shield, ISO 95+ GL, Multi-Max FA3, RESISTA, UltraMax or Styrofoam Brand Roofmate, Highload 60 or Plazamate <u>Coverboard</u> : Min. 1-inch MonoBoard Plus or Min. 2-inch TopRock DD Plus (no extrapolation permitted for ribbon attachment)	<u>Additional Layer(s)</u> : LRFIA or LRFIA(BG) <u>Coverboard</u> : LRFIA or LRFIA(BG), 6-inch o.c.	SBS-AA	(Optional) One or more SBS-AA, SBS-TA	SBS-TA	-60.0*

**TABLE 2c: STEEL OR STRUCTURAL CONCRETE DECKS – NEW CONSTRUCTION, REROOF (TEAR-OFF) OR RECOVER
SYSTEM TYPE B-1: MECHANICALLY ATTACHED BASE INSULATION, BONDED TOP INSULATION, BONDED ROOF COVER**

System No.	Deck (Note 1)	Base Insulation Layer			Top Insulation Layer (s)		Roof Cover (Note 15)			MDP (psf)
		Type	Fastener (Note 11)	Attach	Type	Attach (Notes 6,7,8)	Base Ply	Ply	Cap Ply	
S-112.	Min. 22 ga., type B, Grade 33 steel; 6 ft span; #12 HWH Tek 5, 6" o.c. or min. 2,500 psi structural concrete	Min. 2-inch Trisotech G	Note 2	1 per 1.0 ft ²	<u>Additional Insulation Layer(s)</u> : (Optional) Min. 1-inch Trisotech G, Trisotech CGF, Trisotech, RESISTA or Styrofoam Brand Roofmate, Highload 60 or Plazamate <u>Coverboard</u> : Min. 0.5-inch DensDeck Prime, DEXcell FA Glass Mat Roof Board, SECUROCK Gypsum-Fiber Roof Board or SECUROCK Cement Roof Board or min. 7/16-inch DEXcell Cement Roof Board	LRFIA or LRFIA(BG), 6-inch o.c.	SBS-AA	(Optional) One or more SBS-AA, SBS-TA	SBS-TA	-67.5
S-113.	Min. 22 ga., type B, Grade 40 steel at 6 ft spans; two (2) #12 HWH Tek 5 with ¼-inch washers, 6" o.c.	Min. 2-inch Trisotech G, RESISTA or Styrofoam Brand Roofmate, Highload 60 or Plazamate	Tremco #15 EHD with Tremco 3" Metal Insulation Plate	1 per 1.3 ft ²	<u>Additional Insulation Layer(s)</u> : (Optional) Min. 1-inch Trisotech G, Trisotech CGF, Trisotech, RESISTA or Styrofoam Brand Roofmate, Highload 60 or Plazamate <u>Coverboard</u> : Min. 0.5-inch SECUROCK Gypsum-Fiber Roof Board	LRFIA or LRFIA(BG), 6-inch o.c.	SBS-AA	(Optional) One or more SBS-AA, SBS-TA	SBS-TA	-112.5
S-114.	Min. 22 ga., type B, Grade 40 steel at 6 ft spans; #12 HWH Tek 5, 6" o.c. or min. 2,500 psi structural concrete	Min. 2-inch Trisotech G, ISO 95+ GL, RESISTA, Multi-Max FA3, Ultra-Max or Styrofoam Brand Roofmate, Highload 60 or Plazamate	Tremco #14 HD with Tremco 3" Metal Insulation Plate	1 per 2.0 ft ²	<u>Additional Insulation Layer(s)</u> : (Optional) Min. 1-inch Trisotech G, Trisotech CGF, EnergyGuard Polyiso Insulation, Trisotech, H-Shield, ISO 95+ GL, Multi-Max FA3, RESISTA, UltraMax or Styrofoam Brand Roofmate, Highload 60 or Plazamate <u>Coverboard</u> : Min. 0.125-inch TremBoard AC, min. 0.5-inch Structodek HD with Primed Red Coating, DensDeck Prime, DEXcell FA Glass Mat Roof Board, SECUROCK Gypsum-Fiber Roof Board or SECUROCK Cement Roof Board or min. 7/16-inch DEXcell Cement Roof Board	Hot asphalt	SBS-AA	(Optional) One or more SBS-AA, SBS-TA	SBS-TA	-60.0
S-115.	Min. 22 ga., type B, Grade 40 steel at 6 ft spans; #12 HWH Tek 5, 6" o.c. or min. 2,500 psi structural concrete	Min. 2-inch Trisotech G, ISO 95+ GL, RESISTA, Multi-Max FA3, Ultra-Max or Styrofoam Brand Roofmate, Highload 60 or Plazamate	Tremco #14 HD with Tremco 3" Metal Insulation Plate	1 per 2.0 ft ²	<u>Additional Insulation Layer(s)</u> : (Optional) Min. 1-inch Trisotech G, Trisotech CGF, EnergyGuard Polyiso Insulation, Trisotech, H-Shield, ISO 95+ GL, Multi-Max FA3, RESISTA, UltraMax or Styrofoam Brand Roofmate, Highload 60 or Plazamate <u>Coverboard</u> : Min. 1-inch MonoBoard Plus or min. 2-inch TopRock DD Plus	Hot asphalt	SBS-AA	(Optional) One or more SBS-AA, SBS-TA	SBS-TA	-60.0*
S-116.	Min. 22 ga., type B, Grade 40 steel at 6 ft spans; #12 HWH Tek 5, 6" o.c. or min. 2,500 psi structural concrete	Min. 2-inch Trisotech G, ISO 95+ GL, Multi-Max FA3, RESISTA, Ultra-Max	Tremco #14 HD with Tremco 3" Metal Insulation Plate	1 per 2.0 ft ²	Min. 0.125-inch TremBoard AC or min. 0.5-inch Structodek HD with Primed Red Coating	Hot asphalt	SBS-AA	(Optional) One or more SBS-AA, SBS-TA	SBS-TA	-67.5

**TABLE 2c: STEEL OR STRUCTURAL CONCRETE DECKS – NEW CONSTRUCTION, REROOF (TEAR-OFF) OR RECOVER
SYSTEM TYPE B-1: MECHANICALLY ATTACHED BASE INSULATION, BONDED TOP INSULATION, BONDED ROOF COVER**

System No.	Deck (Note 1)	Base Insulation Layer			Top Insulation Layer (s)		Roof Cover (Note 15)			MDP (psf)
		Type	Fastener (Note 11)	Attach	Type	Attach (Notes 6,7,8)	Base Ply	Ply	Cap Ply	
S-117.	Min. 22 ga., type B, Grade 33 steel; 6 ft span; #12 HWH Tek 5, 6" o.c. or min. 2,500 psi structural concrete	Min. 2-inch Trisotech G, EnergyGuard Polyiso Insulation, H-Shield, ISO 95+ GL	Tremco #14 Heavy Duty with Tremco 3 in. Galvalume Steel Plate or 3 in. Ribbed Galvalume Plate	1 per 1.45 ft ²	Min. 0.125-inch TremBoard AC or min. 0.25-inch DensDeck Prime or SECUROCK Gypsum-Fiber Roof Board	Hot asphalt	SBS-AA	(Optional) One or more SBS-AA, SBS-TA	SBS-TA	-75.0
S-118.	Min. 22 ga., type B, Grade 33 steel; 6 ft span; #12 HWH Tek 5, 6" o.c. or min. 2,500 psi structural concrete	Min. 2-inch Trisotech G, ISO 95+ GL, Multi-Max FA3, RESISTA, Ultra-Max	Tremco #14 HD with Tremco 3" Metal Insulation Plate	1 per 1.45 ft ²	Min. 0.125-inch TremBoard AC or min. 0.25-inch DensDeck Prime or SECUROCK Gypsum-Fiber Roof Board	Hot asphalt	SBS-AA	(Optional) One or more SBS-AA, SBS-TA	SBS-TA	-75.0
SEBS-APPLIED BASE PLY:										
S-119.	Min. 22 ga., type B, Grade 33 steel or min. 2,500 psi structural concrete	Min. 1.5-inch Trisotech G, EnergyGuard Polyiso Insulation, H-Shield, ISO 95+ GL	Note 2	1 per 2.0 ft ²	<u>Additional Insulation Layer(s)</u> : (Optional) Min. 1-inch Trisotech G, Trisotech CGF, EnergyGuard Polyiso Insulation, Trisotech, H-Shield, ISO 95+ GL, Multi-Max FA3, RESISTA, UltraMax or Styrofoam Brand Roofmate, Highload 60 or Plazamate <u>Coverboard</u> : Min. 0.125-inch TremBoard AC, min. 0.5-inch Structodek HD with Primed Red Coating, min. 0.25-inch DensDeck Prime, DEXcell FA Glass Mat Roof Board, SECUROCK Gypsum-Fiber Roof Board or min. 0.5-inch SECUROCK Cement Roof Board or min. 7/16-inch DEXcell Cement Roof Board	LRFIA or LRFIA(BG)	BP-SEBS, SBS-SEBS	(Optional) BP-SEBS, SBS-SEBS	SBS-SEBS	-45.0*
S-120.	Min. 22 ga., type B, Grade 40 steel; 6 ft span; #12 HWH Tek 5, 6" o.c. or min. 2,500 psi structural concrete	Min. 2-inch Trisotech G	Note 2	1 per 2.0 ft ²	<u>Additional Insulation Layer(s)</u> : (Optional) Min. 1-inch Trisotech G, Trisotech CGF, Trisotech, RESISTA or Styrofoam Brand Roofmate, Highload 60 or Plazamate <u>Coverboard</u> : Min. 0.25-inch DensDeck Prime, DEXcell FA Glass Mat Roof Board or SECUROCK Gypsum-Fiber Roof Board or min. 0.5-inch SECUROCK Cement Roof Board or min. 7/16-inch DEXcell Cement Roof Board	LRFIA or LRFIA(BG), 6-inch o.c.	BP-SEBS, SBS-SEBS	(Optional) BP-SEBS, SBS-SEBS	SBS-SEBS	-52.5
S-121.	Min. 22 ga., type B, Grade 40 steel; 6 ft span; #12 HWH Tek 5, 6" o.c. or min. 2,500 psi structural concrete	Min. 2-inch Trisotech G	Note 2	1 per 2.0 ft ²	<u>Additional Insulation Layer(s)</u> : (Optional) Min. 1-inch base insulation <u>Coverboard</u> : Min. 0.125-inch TremBoard AC	LRFIA or LRFIA(BG), 12-inch o.c.	BP-SEBS, SBS-SEBS	(Optional) BP-SEBS, SBS-SEBS	SBS-SEBS	-52.5

**TABLE 2c: STEEL OR STRUCTURAL CONCRETE DECKS – NEW CONSTRUCTION, REROOF (TEAR-OFF) OR RECOVER
SYSTEM TYPE B-1: MECHANICALLY ATTACHED BASE INSULATION, BONDED TOP INSULATION, BONDED ROOF COVER**

System No.	Deck (Note 1)	Base Insulation Layer			Top Insulation Layer (s)		Roof Cover (Note 15)			MDP (psf)
		Type	Fastener (Note 11)	Attach	Type	Attach (Notes 6,7,8)	Base Ply	Ply	Cap Ply	
S-122.	Min. 22 ga., type B, Grade 40 steel at 6 ft spans; #12 HWH Tek 5, 6" o.c. or min. 2,500 psi structural concrete	Min. 2-inch Trisotech G, ISO 95+ GL, RESISTA, Multi-Max FA3, Ultra-Max or Styrofoam Brand Roofmate, Highload 60 or Plazamate	Tremco #14 HD with Tremco 3" Metal Insulation Plate	1 per 2.0 ft ²	<u>Additional Insulation Layer(s)</u> : (Optional) Min. 1-inch Trisotech G, Trisotech CGF, EnergyGuard Polyiso Insulation, Trisotech, H-Shield, ISO 95+ GL, Multi-Max FA3, RESISTA, UltraMax or Styrofoam Brand Roofmate, Highload 60 or Plazamate <u>Coverboard</u> : Min. 0.5-inch Structodek HD with Primed Red Coating, DensDeck Prime, DEXcell FA Glass Mat Roof Board, SECUROCK Gypsum-Fiber Roof Board or SECUROCK Cement Roof Board or min. 7/16-inch DEXcell Cement Roof Board	<u>Additional Layer(s)</u> : LRFIA or LRFIA(BG) <u>Coverboard</u> : LRFIA or LRFIA(BG), 6-inch o.c.	BP-SEBS, SBS-SEBS	(Optional) BP-SEBS, SBS-SEBS	SBS-SEBS	-60.0
S-123.	Min. 22 ga., type B, Grade 40 steel at 6 ft spans; #12 HWH Tek 5, 6" o.c. or min. 2,500 psi structural concrete	Min. 2-inch Trisotech G, ISO 95+ GL, RESISTA, Multi-Max FA3, Ultra-Max or Styrofoam Brand Roofmate, Highload 60 or Plazamate	Tremco #14 HD with Tremco 3" Metal Insulation Plate	1 per 2.0 ft ²	<u>Additional Insulation Layer(s)</u> : (Optional) Min. 1-inch Trisotech G, Trisotech CGF, EnergyGuard Polyiso Insulation, Trisotech, H-Shield, ISO 95+ GL, Multi-Max FA3, RESISTA, UltraMax or Styrofoam Brand Roofmate, Highload 60 or Plazamate <u>Coverboard</u> : Min. 1-inch MonoBoard Plus or min. 2-inch TopRock DD Plus (no extrapolation permitted for ribbon attachment)	<u>Additional Layer(s)</u> : LRFIA or LRFIA(BG) <u>Coverboard</u> : LRFIA or LRFIA(BG), 6-inch o.c.	BP-SEBS, SBS-SEBS	(Optional) BP-SEBS, SBS-SEBS	SBS-SEBS	-60.0*
S-124.	Min. 22 ga., type B, Grade 33 steel; 6 ft span; #12 HWH Tek 5, 6" o.c. or min. 2,500 psi structural concrete	Min. 2-inch Trisotech G	Note 2	1 per 1.0 ft ²	<u>Additional Insulation Layer(s)</u> : (Optional) Min. 1-inch Trisotech G, Trisotech CGF, Trisotech, RESISTA or Styrofoam Brand Roofmate, Highload 60 or Plazamate <u>Coverboard</u> : Min. 0.5-inch DensDeck Prime, DEXcell FA Glass Mat Roof Board, SECUROCK Gypsum-Fiber Roof Board or SECUROCK Cement Roof Board or min. 7/16-inch DEXcell Cement Roof Board	LRFIA or LRFIA(BG), 6-inch o.c.	BP-SEBS, SBS-SEBS	(Optional) BP-SEBS, SBS-SEBS	SBS-SEBS	-67.5
S-125.	Min. 22 ga., type B, Grade 40 steel at 6 ft spans; two (2) #12 HWH Tek 5 with ¾-inch washers, 6" o.c.	Min. 2-inch Trisotech G, RESISTA or Styrofoam Brand Roofmate, Highload 60 or Plazamate	Tremco #15 EHD with Tremco 3" Metal Insulation Plate	1 per 1.3 ft ²	<u>Additional Insulation Layer(s)</u> : (Optional) Min. 1-inch Trisotech G, Trisotech CGF, Trisotech, RESISTA or Styrofoam Brand Roofmate, Highload 60 or Plazamate <u>Coverboard</u> : Min. 0.5-inch SECUROCK Gypsum-Fiber Roof Board	LRFIA or LRFIA(BG), 6-inch o.c.	BP-SEBS, SBS-SEBS	(Optional) BP-SEBS, SBS-SEBS	SBS-SEBS	-112.5

**TABLE 2c: STEEL OR STRUCTURAL CONCRETE DECKS – NEW CONSTRUCTION, REROOF (TEAR-OFF) OR RECOVER
SYSTEM TYPE B-1: MECHANICALLY ATTACHED BASE INSULATION, BONDED TOP INSULATION, BONDED ROOF COVER**

System No.	Deck (Note 1)	Base Insulation Layer			Top Insulation Layer (s)		Roof Cover (Note 15)			MDP (psf)
		Type	Fastener (Note 11)	Attach	Type	Attach (Notes 6,7,8)	Base Ply	Ply	Cap Ply	
S-126.	Min. 22 ga., type B, Grade 80 steel at 6 ft spans; #12 HWH Tek 5 with 3/4-inch washers, 6" o.c.	Min. 2-inch Trisotech G, Trisotech, H-Shield or Multi-Max FA3	Dekfast DF-#15-PH3 with PLT-R-3, Tremco #1510 XHD Fastener with Tremco 3 in. Galvalume Steel Plate or 3 in. Ribbed Galvalume Plate, Tremco #15 EHD with Tremco 3" Metal Insulation Plate	1 per 1.0 ft ²	<u>Min. 0.125-inch TremBoard AC or min. 0.5-inch DensDeck Prime or SECUROCK Gypsum-Fiber Roof Board</u>	LRFIA or LRFIA(BG), 4-inch o.c.	BP-SEBS, SBS-SEBS	(Optional) BP-SEBS, SBS-SEBS	SBS-SEBS	-135.0
S-127.	Min. 22 ga., type B, Grade 80 steel at 6 ft spans; #12 HWH Tek 5 with 3/4-inch washers, 6" o.c.	Min. 2-inch Styrofoam Brand Roofmate, Highload 60 or Plazamate	Tremco #15 EHD with Tremco 3" Metal Insulation Plate	1 per 1.0 ft ²	<u>Min. 0.125-inch TremBoard AC or min. 0.5-inch DensDeck Prime or SECUROCK Gypsum-Fiber Roof Board</u>	LRFIA or LRFIA(BG), 4-inch o.c.	BP-SEBS, SBS-SEBS	(Optional) BP-SEBS, SBS-SEBS	SBS-SEBS	-135.0
S-128.	Min. 22 ga., type B, Grade 40 steel at 6 ft spans; #12 HWH Tek 5, 6" o.c. or min. 2,500 psi structural concrete	Min. 2-inch Trisotech G, ISO 95+ GL, RESISTA, Multi-Max FA3, Ultra-Max or Styrofoam Brand Roofmate, Highload 60 or Plazamate	Tremco #14 HD with Tremco 3" Metal Insulation Plate	1 per 2.0 ft ²	<u>Additional Insulation Layer(s):</u> (Optional) Min. 1-inch Trisotech G, Trisotech CGF, EnergyGuard Polyiso Insulation, Trisotech, H-Shield, ISO 95+ GL, Multi-Max FA3, RESISTA, UltraMax or Styrofoam Brand Roofmate, Highload 60 or Plazamate <u>Coverboard:</u> Min. 0.125-inch TremBoard AC, min. 0.5-inch Structodek HD with Primed Red Coating, DensDeck Prime, DEXcell FA Glass Mat Roof Board, SECUROCK Gypsum-Fiber Roof Board or SECUROCK Cement Roof Board or min. 7/16-inch DEXcell Cement Roof Board	Hot asphalt	BP-SEBS, SBS-SEBS	(Optional) BP-SEBS, SBS-SEBS	SBS-SEBS	-60.0
S-129.	Min. 22 ga., type B, Grade 40 steel at 6 ft spans; #12 HWH Tek 5, 6" o.c. or min. 2,500 psi structural concrete	Min. 2-inch Trisotech G, ISO 95+ GL, RESISTA, Multi-Max FA3, Ultra-Max or Styrofoam Brand Roofmate, Highload 60 or Plazamate	Tremco #14 HD with Tremco 3" Metal Insulation Plate	1 per 2.0 ft ²	<u>Additional Insulation Layer(s):</u> (Optional) Min. 1-inch Trisotech G, Trisotech CGF, EnergyGuard Polyiso Insulation, Trisotech, H-Shield, ISO 95+ GL, Multi-Max FA3, RESISTA, UltraMax or Styrofoam Brand Roofmate, Highload 60 or Plazamate <u>Coverboard:</u> Min. 1-inch MonoBoard Plus or min. 2-inch TopRock DD Plus	Hot asphalt	BP-SEBS, SBS-SEBS	(Optional) BP-SEBS, SBS-SEBS	SBS-SEBS	-60.0*
S-130.	Min. 22 ga., type B, Grade 40 steel at 6 ft spans; #12 HWH Tek 5, 6" o.c. or min. 2,500 psi structural concrete	Min. 2-inch Trisotech G, ISO 95+ GL, Multi-Max FA3, RESISTA, Ultra-Max	Tremco #14 HD with Tremco 3" Metal Insulation Plate	1 per 2.0 ft ²	Min. 0.125-inch TremBoard AC or min. 0.5-inch Structodek HD with Primed Red Coating	Hot asphalt	BP-SEBS, SBS-SEBS	(Optional) BP-SEBS, SBS-SEBS	SBS-SEBS	-67.5

**TABLE 2c: STEEL OR STRUCTURAL CONCRETE DECKS – NEW CONSTRUCTION, REROOF (TEAR-OFF) OR RECOVER
SYSTEM TYPE B-1: MECHANICALLY ATTACHED BASE INSULATION, BONDED TOP INSULATION, BONDED ROOF COVER**

System No.	Deck (Note 1)	Base Insulation Layer			Top Insulation Layer (s)		Roof Cover (Note 15)			MDP (psf)
		Type	Fastener (Note 11)	Attach	Type	Attach (Notes 6,7,8)	Base Ply	Ply	Cap Ply	
S-131.	Min. 22 ga., type B, Grade 33 steel; 6 ft span; #12 HWH Tek 5, 6" o.c. or min. 2,500 psi structural concrete	Min. 2-inch Trisotech G, EnergyGuard Polyiso Insulation, H-Shield, ISO 95+ GL	Tremco #14 Heavy Duty with Tremco 3 in. Galvalume Steel Plate or 3 in. Ribbed Galvalume Plate	1 per 1.45 ft ²	Min. 0.125-inch TremBoard AC or min. 0.25-inch DensDeck Prime or SECUROCK Gypsum-Fiber Roof Board	Hot asphalt	BP-SEBS, SBS-SEBS	(Optional) BP-SEBS, SBS-SEBS	SBS-SEBS	-75.0
S-132.	Min. 22 ga., type B, Grade 33 steel; 6 ft span; #12 HWH Tek 5, 6" o.c. or min. 2,500 psi structural concrete	Min. 2-inch Trisotech G, ISO 95+ GL, Multi-Max FA3, RESISTA, Ultra-Max	Tremco #14 HD with Tremco 3" Metal Insulation Plate	1 per 1.45 ft ²	Min. 0.125-inch TremBoard AC or min. 0.25-inch DensDeck Prime or SECUROCK Gypsum-Fiber Roof Board	Hot asphalt	BP-SEBS, SBS-SEBS	(Optional) BP-SEBS, SBS-SEBS	SBS-SEBS	-75.0
TORCH-APPLIED BASE PLY:										
S-133.	Min. 22 ga., type B, Grade 33 steel or min. 2,500 psi structural concrete	Min. 1.5-inch Trisotech G	Note 2	1 per 2.0 ft ²	<u>Additional Insulation Layer(s):</u> (Optional) Min. 1-inch Trisotech G, Trisotech CGF, Trisotech, RESISTA or Styrofoam Brand Roofmate, Highload 60 or Plazamate <u>Coverboard:</u> Min. 0.25-inch DensDeck Prime, DEXcell FA Glass Mat Roof Board, SECUROCK Gypsum-Fiber Roof Board or min. 0.5-inch SECUROCK Cement Roof Board or min. 7/16-inch DEXcell Cement Roof Board	LRFIA or LRFIA(BG)	APP-TA, SBS-TA	(Optional) APP-TA, SBS-TA	APP-TA, SBS-TA	-45.0*
S-134.	Min. 22 ga., type B, Grade 40 steel; 6 ft span; #12 HWH Tek 5, 6" o.c. or min. 2,500 psi structural concrete	Min. 2-inch Trisotech G	Note 2	1 per 2.0 ft ²	<u>Additional Insulation Layer(s):</u> (Optional) Min. 1-inch Trisotech G, Trisotech CGF, Trisotech, RESISTA or Styrofoam Brand Roofmate, Highload 60 or Plazamate <u>Coverboard:</u> Min. 0.25-inch DensDeck Prime, DEXcell FA Glass Mat Roof Board or SECUROCK Gypsum-Fiber Roof Board or min. 0.5-inch SECUROCK Cement Roof Board or min. 7/16-inch DEXcell Cement Roof Board	LRFIA or LRFIA(BG), 6-inch o.c.	APP-TA, SBS-TA	(Optional) APP-TA, SBS-TA	APP-TA, SBS-TA	-52.5
S-135.	Min. 22 ga., type B, Grade 40 steel at 6 ft spans; #12 HWH Tek 5, 6" o.c. or min. 2,500 psi structural concrete	Min. 2-inch Trisotech G, ISO 95+ GL, RESISTA, Multi-Max FA3, Ultra-Max or Styrofoam Brand Roofmate, Highload 60 or Plazamate	Tremco #14 HD with Tremco 3" Metal Insulation Plate	1 per 2.0 ft ²	<u>Additional Insulation Layer(s):</u> (Optional) Min. 1-inch Trisotech G, Trisotech CGF, EnergyGuard Polyiso Insulation, Trisotech, H-Shield, ISO 95+ GL, Multi-Max FA3, RESISTA, UltraMax or Styrofoam Brand Roofmate, Highload 60 or Plazamate <u>Coverboard:</u> Min. 0.5-inch DensDeck Prime, DEXcell FA Glass Mat Roof Board, SECUROCK Gypsum-Fiber Roof Board or SECUROCK Cement Roof Board or min. 7/16-inch DEXcell Cement Roof Board	<u>Additional Layer(s):</u> LRFIA or LRFIA(BG) <u>Coverboard:</u> LRFIA or LRFIA(BG), 6-inch o.c.	APP-TA, SBS-TA	(Optional) APP-TA, SBS-TA	APP-TA, SBS-TA	-60.0

**TABLE 2c: STEEL OR STRUCTURAL CONCRETE DECKS – NEW CONSTRUCTION, REROOF (TEAR-OFF) OR RECOVER
SYSTEM TYPE B-1: MECHANICALLY ATTACHED BASE INSULATION, BONDED TOP INSULATION, BONDED ROOF COVER**

System No.	Deck (Note 1)	Base Insulation Layer			Top Insulation Layer (s)		Roof Cover (Note 15)			MDP (psf)
		Type	Fastener (Note 11)	Attach	Type	Attach (Notes 6,7,8)	Base Ply	Ply	Cap Ply	
S-136.	Min. 22 ga., type B, Grade 40 steel at 6 ft spans; #12 HWH Tek 5, 6" o.c. or min. 2,500 psi structural concrete	Min. 2-inch Trisotech G, ISO 95+ GL, RESISTA, Multi-Max FA3, Ultra-Max or Styrofoam Brand Roofmate, Highload 60 or Plazamate	Tremco #14 HD with Tremco 3" Metal Insulation Plate	1 per 2.0 ft ²	<u>Additional Insulation Layer(s)</u> : (Optional) Min. 1-inch Trisotech G, Trisotech CGF, EnergyGuard Polyiso Insulation, Trisotech, H-Shield, ISO 95+ GL, Multi-Max FA3, RESISTA, UltraMax or Styrofoam Brand Roofmate, Highload 60 or Plazamate <u>Coverboard</u> : Min. 1-inch Monoboard Plus or min. 2-inch TopRock DD Plus (no extrapolation permitted for ribbon attachment)	<u>Additional Layer(s)</u> : LRFIA or LRFIA(BG) <u>Coverboard</u> : LRFIA or LRFIA(BG), 6-inch o.c.	SBS-TA	(Optional) SBS-TA	SBS-TA	-60.0*
S-137.	Min. 22 ga., type B, Grade 33 steel; 6 ft span; #12 HWH Tek 5, 6" o.c. or min. 2,500 psi structural concrete	Min. 2-inch Trisotech G	Note 2	1 per 1.0 ft ²	<u>Additional Insulation Layer(s)</u> : (Optional) Min. 1-inch Trisotech G, Trisotech CGF, Trisotech, RESISTA or Styrofoam Brand Roofmate, Highload 60 or Plazamate <u>Coverboard</u> : Min. 0.5-inch DensDeck Prime, DEXcell FA Glass Mat Roof Board, SECUROCK Gypsum-Fiber Roof Board or SECUROCK Cement Roof Board or min. 7/16-inch DEXcell Cement Roof Board	LRFIA or LRFIA(BG), 6-inch o.c.	APP-TA, SBS-TA	(Optional) APP-TA, SBS-TA	APP-TA, SBS-TA	-67.5
S-138.	Min. 22 ga., type B, Grade 40 steel at 6 ft spans; two (2) #12 HWH Tek 5 with 3/4-inch washers, 6" o.c.	Min. 2-inch Trisotech G, RESISTA or Styrofoam Brand Roofmate, Highload 60 or Plazamate	Tremco #15 EHD with Tremco 3" Metal Insulation Plate	1 per 1.3 ft ²	<u>Additional Insulation Layer(s)</u> : (Optional) Min. 1-inch Trisotech G, Trisotech CGF, Trisotech, RESISTA or Styrofoam Brand Roofmate, Highload 60 or Plazamate <u>Coverboard</u> : Min. 0.5-inch SECUROCK Gypsum-Fiber Roof Board	LRFIA or LRFIA(BG), 6-inch o.c.	APP-TA, SBS-TA	(Optional) APP-TA, SBS-TA	APP-TA, SBS-TA	-112.5
S-139.	Min. 22 ga., type B, Grade 40 steel at 6 ft spans; #12 HWH Tek 5, 6" o.c. or min. 2,500 psi structural concrete	Min. 2-inch Trisotech G, ISO 95+ GL, RESISTA, Multi-Max FA3, Ultra-Max or Styrofoam Brand Roofmate, Highload 60 or Plazamate	Tremco #14 HD with Tremco 3" Metal Insulation Plate	1 per 2.0 ft ²	<u>Additional Insulation Layer(s)</u> : (Optional) Min. 1-inch Trisotech G, Trisotech CGF, EnergyGuard Polyiso Insulation, Trisotech, H-Shield, ISO 95+ GL, Multi-Max FA3, RESISTA, UltraMax or Styrofoam Brand Roofmate, Highload 60 or Plazamate <u>Coverboard</u> : Min. 0.5-inch DensDeck Prime, DEXcell FA Glass Mat Roof Board, SECUROCK Gypsum-Fiber Roof Board or SECUROCK Cement Roof Board or min. 7/16-inch DEXcell Cement Roof Board	Hot asphalt	APP-TA, SBS-TA	(Optional) APP-TA, SBS-TA	APP-TA, SBS-TA	-60.0
S-140.	Min. 22 ga., type B, Grade 40 steel at 6 ft spans; #12 HWH Tek 5, 6" o.c. or min. 2,500 psi structural concrete	Min. 2-inch Trisotech G, ISO 95+ GL, RESISTA, Multi-Max FA3, Ultra-Max or Styrofoam Brand Roofmate, Highload 60 or Plazamate	Tremco #14 HD with Tremco 3" Metal Insulation Plate	1 per 2.0 ft ²	<u>Additional Insulation Layer(s)</u> : (Optional) Min. 1-inch Trisotech G, Trisotech CGF, EnergyGuard Polyiso Insulation, Trisotech, H-Shield, ISO 95+ GL, Multi-Max FA3, RESISTA, UltraMax or Styrofoam Brand Roofmate, Highload 60 or Plazamate <u>Coverboard</u> : Min. 1-inch Monoboard Plus or min. 2-inch TopRock DD Plus	Hot asphalt	SBS-TA	(Optional) SBS-TA	SBS-TA	-60.0*

**TABLE 2c: STEEL OR STRUCTURAL CONCRETE DECKS – NEW CONSTRUCTION, REROOF (TEAR-OFF) OR RECOVER
SYSTEM TYPE B-1: MECHANICALLY ATTACHED BASE INSULATION, BONDED TOP INSULATION, BONDED ROOF COVER**

System No.	Deck (Note 1)	Base Insulation Layer			Top Insulation Layer (s)			Roof Cover (Note 15)			MDP (psf)
		Type	Fastener (Note 11)	Attach	Type	Attach (Notes 6,7,8)	Base Ply	Ply	Cap Ply		
S-141.	Min. 22 ga., type B, Grade 33 steel; 6 ft span; #12 HWH Tek 5, 6" o.c. or min. 2,500 psi structural concrete	Min. 2-inch Trisotech G, EnergyGuard Polyiso Insulation, H-Shield, ISO 95+ GL	Tremco #14 Heavy Duty with Tremco 3 in. Galvalume Steel Plate or 3 in. Ribbed Galvalume Plate	1 per 1.45 ft ²	Min. 0.25-inch DensDeck Prime or DEXcell FA Glass Mat Roof Board	Hot asphalt	APP-TA, SBS-TA	(Optional) APP-TA, SBS-TA	APP-TA, SBS-TA	-75.0	
S-142.	Min. 22 ga., type B, Grade 33 steel; 6 ft span; #12 HWH Tek 5, 6" o.c. or min. 2,500 psi structural concrete	Min. 2-inch Trisotech G, ISO 95+ GL, Multi-Max FA3, RESISTA, Ultra-Max	Tremco #14 HD with Tremco 3" Metal Insulation Plate	1 per 1.45 ft ²	Min. 0.25-inch DensDeck Prime or DEXcell FA Glass Mat Roof Board	Hot asphalt	APP-TA, SBS-TA	(Optional) APP-TA, SBS-TA	APP-TA, SBS-TA	-75.0	

**TABLE 2d: STEEL DECKS - NEW CONSTRUCTION, REROOF (TEAR-OFF)
SYSTEM TYPE B-2: MECHANICALLY ATTACHED THERMAL BARRIER, BONDED VAPOR BARRIER, BONDED TOP INSULATION, BONDED ROOF COVER**

System No.	Deck (Note 1)	Thermal Barrier			Vapor Barrier (Note 15)	Insulation Layer(s)		Roof Cover (Note 15)			MDP (psf)
		Type	Fastener (Note 11)	Attach		Type	Attach (Notes 6,7,8)	Base Ply	Ply	Cap Ply	
BURMASTIC ADHESIVE OR POWERPLY STANDARD COLD ADHESIVE APPLIED BASE PLY:											
S-143.	Min. 22 ga., Type B, Grade 40 steel	Min. 0.5-inch DensDeck Prime or SECUROCK Gypsum-Fiber Roof Board	Tremco #15 EHD Fastener with Tremco 3" Metal Insulation Plate	1 per 2.0 ft ²	Base Ply: BP-CA6, SBS-CA6 or SBS-TA	Insulation Layer(s): One or more, min. 1-inch Trisotech G, Trisotech CGF, EnergyGuard Polyiso Insulation, Trisotech, H-Shield, ISO 95+ GL, Multi-Max FA3, RESISTA, UltraMax or Styrofoam Brand Roofmate, Highload 60 or Plazamate Coverboard: Min. 0.5-inch DEXcell FA Glass Mat Roof Board, DensDeck Prime, SECUROCK Gypsum Fiber Roof Board, Structodek HD with Primed Red Coating or SECUROCK Cement Roof Board or min. 7/16-inch DEXcell Cement Roof Board	LRFIA or LRFIA(BG)	BP-CA1 or SBS-CA1	(Optional) One or more BP-CA1 or SBS-CA1	BP-CA1 or SBS-CA1	-45.0*
S-144.	Min. 22 ga., Type B, Grade 40 steel	Min. 0.5-inch SECUROCK Gypsum-Fiber Roof Board	Tremco #15 EHD Fastener with Tremco 3" Metal Insulation Plate or ACE #15 with ACE 3" BE Insulation Plate or ACE 3" WW Insulation Plate	1 per 2.0 ft ²	AVC Primer followed by AVC	Insulation Layer(s): One or more, min. 1-inch Trisotech G, Trisotech CGF, EnergyGuard Polyiso Insulation, Trisotech, H-Shield, ISO 95+ GL, Multi-Max FA3, RESISTA, UltraMax, Trisotech, Trisotech G or Styrofoam Brand Roofmate, Highload 60 or Plazamate Coverboard: Min. 0.5-inch DEXcell FA Glass Mat Roof Board, DensDeck Prime, SECUROCK Gypsum Fiber Roof Board, Structodek HD with Primed Red Coating or SECUROCK Cement Roof Board or min. 7/16-inch DEXcell Cement Roof Board	LRFIA or LRFIA(BG)	BP-CA1 or SBS-CA1	(Optional) One or more BP-CA1 or SBS-CA1	BP-CA1 or SBS-CA1	-45.0*

TABLE 2d: STEEL DECKS - NEW CONSTRUCTION, REROOF (TEAR-OFF)
SYSTEM TYPE B-2: MECHANICALLY ATTACHED THERMAL BARRIER, BONDED VAPOR BARRIER, BONDED TOP INSULATION, BONDED ROOF COVER

System No.	Deck (Note 1)	Thermal Barrier			Vapor Barrier (Note 15)	Insulation Layer(s)		Roof Cover (Note 15)			MDP (psf)	
		Type	Fastener (Note 11)	Attach		Type	Attach (Notes 6,7,8)	Base Ply	Ply	Cap Ply		
S-145.	Min. 22 ga., Type B, Grade 40 steel	Min. 0.5-inch DensDeck Prime or SECUROCK Gypsum-Fiber Roof Board	Tremco #15 EHD Fastener with Tremco 3" Metal Insulation Plate or ACE #15 with ACE 3" BE Insulation Plate or ACE 3" WW Insulation Plate	1 per 2.0 ft ²	AVC Primer or AVC Primer (WB) followed by AVC Max	<u>Insulation Layer(s)</u> : One or more, min. 1-inch Trisotech G, Trisotech CGF, EnergyGuard Polyiso Insulation, Trisotech, H-Shield, ISO 95+ GL, Multi-Max FA3, RESISTA, UltraMax, Trisotech, Trisotech G or Styrofoam Brand Roofmate, Highload 60 or Plazamate <u>Coverboard</u> : Min. 0.5-inch DEXcell FA Glass Mat Roof Board, DensDeck Prime, SECUROCK Gypsum Fiber Roof Board, Structodek HD with Primed Red Coating or SECUROCK Cement Roof Board or min. 7/16-inch DEXcell Cement Roof Board		LRFIA or LRFIA(BG)	BP-CA1 or SBS-CA1	(Optional) One or more BP-CA1 or SBS-CA1	BP-CA1 or SBS-CA1	-45.0*
BURMASTIC ADHESIVE MC APPLIED BASE PLY:												
S-146.	Min. 22 ga., type B, Grade 40 steel	Min. 0.5-inch DensDeck Prime or SECUROCK Gypsum-Fiber Roof Board	Tremco #12 DP Fastener or Tremco #14 HD Fastener with Tremco 3" Metal Insulation Plate or ACE #12 or ACE #15 with ACE 3" BE Insulation Plate or ACE 3" WW Insulation Plate	1 per 3.2 ft ²	Base Ply: BP-CA6, SBS-CA6 or SBS-TA	<u>Additional Insulation Layer(s)</u> : Min. Trisotech G, Trisotech CGF, EnergyGuard Polyiso Insulation, Trisotech, H-Shield, ISO 95+ GL, Multi-Max FA3, RESISTA, UltraMax, Trisotech, Trisotech G or Styrofoam Brand Roofmate, Highload 60 or Plazamate <u>Coverboard</u> : Min. 0.125-inch TremBoard AC or min. 0.5-inch DensDeck Prime, DEXcell FA Glass Mat Roof Board or SECUROCK Gypsum-Fiber Roof Board or SECUROCK Cement Roof Board or min. 7/16-inch DEXcell Cement Roof Board		LRFIA or LRFIA(BG)	BP-CA6 or SBS-CA6	(Optional) One or more BP-CA1, BP-CA6, SBS-CA1 or SBS-CA6	BP-CA1, BP-CA6, SBS-CA1 or SBS-CA6	-45.0*
S-147.	Min. 22 ga., type B, Grade 40 steel	Min. 0.5-inch SECUROCK Gypsum-Fiber Roof Board	Tremco #12 DP Fastener or Tremco #14 HD Fastener with Tremco 3" Metal Insulation Plate or ACE #12 or ACE #15 with ACE 3" BE Insulation Plate or ACE 3" WW Insulation Plate	1 per 3.2 ft ²	AVC Primer followed by AVC	<u>Additional Insulation Layer(s)</u> : Min. Trisotech G, Trisotech CGF, EnergyGuard Polyiso Insulation, Trisotech, H-Shield, ISO 95+ GL, Multi-Max FA3, RESISTA, UltraMax, Trisotech, Trisotech G or Styrofoam Brand Roofmate, Highload 60 or Plazamate <u>Coverboard</u> : Min. 0.125-inch TremBoard AC or min. 0.5-inch DensDeck Prime, DEXcell FA Glass Mat Roof Board or SECUROCK Gypsum-Fiber Roof Board or SECUROCK Cement Roof Board or min. 7/16-inch DEXcell Cement Roof Board		LRFIA or LRFIA(BG)	BP-CA6 or SBS-CA6	(Optional) One or more BP-CA1, BP-CA6, SBS-CA1 or SBS-CA6	BP-CA1, BP-CA6, SBS-CA1 or SBS-CA6	-45.0*
S-148.	Min. 22 ga., type B, Grade 40 steel	Min. 0.5-inch DensDeck Prime or SECUROCK Gypsum-Fiber Roof Board	Tremco #12 DP Fastener or Tremco #14 HD Fastener with Tremco 3" Metal Insulation Plate or ACE #12 or ACE #15 with ACE 3" BE Insulation Plate or ACE 3" WW Insulation Plate	1 per 3.2 ft ²	AVC Primer or AVC Primer (WB) followed by AVC Max	<u>Additional Insulation Layer(s)</u> : Min. 1-inch Trisotech G, Trisotech CGF, EnergyGuard Polyiso Insulation, Trisotech, H-Shield, ISO 95+ GL, Multi-Max FA3, RESISTA, UltraMax, Trisotech, Trisotech G or Styrofoam Brand Roofmate, Highload 60 or Plazamate <u>Coverboard</u> : Min. 0.125-inch TremBoard AC or min. 0.5-inch DensDeck Prime, DEXcell FA Glass Mat Roof Board or SECUROCK Gypsum-Fiber Roof Board or SECUROCK Cement Roof Board or min. 7/16-inch DEXcell Cement Roof Board		LRFIA or LRFIA(BG)	BP-CA6 or SBS-CA6	(Optional) One or more BP-CA1, BP-CA6, SBS-CA1 or SBS-CA6	BP-CA1, BP-CA6, SBS-CA1 or SBS-CA6	-45.0*

TABLE 2d: STEEL DECKS - NEW CONSTRUCTION, REROOF (TEAR-OFF)
SYSTEM TYPE B-2: MECHANICALLY ATTACHED THERMAL BARRIER, BONDED VAPOR BARRIER, BONDED TOP INSULATION, BONDED ROOF COVER

System No.	Deck (Note 1)	Thermal Barrier			Vapor Barrier (Note 15)	Insulation Layer(s)	Attach (Notes 6,7,8)	Roof Cover (Note 15)			MDP (psf)
		Type	Fastener (Note 11)	Attach				Type	Base Ply	Ply	
S-149.	Min. 22 ga., Type B, Grade 40 steel; 6 ft span; #12 HWH Tekes 5, 6" o.c.	Min. 0.5-inch SECUROCK Gypsum-Fiber Roof Board	Tremco #15 EHD Fastener with Tremco 3" Metal Insulation Plate	1 per 2.0 ft ²	AVC Primer followed by AVC or AVC Primer or AVC Primer (WB) followed by AVC Max	<u>Insulation Layer(s)</u> : (Optional) One or more, min. 1-inch Trisotech G, Trisotech CGF or Trisotech <u>Coverboard</u> : Min. 0.125-inch TremBoard AC or min. 0.5-inch DensDeck Prime or SECUROCK Gypsum Fiber Roof Board	LRFIA or LRFIA(BG)	BP-CA6 or SBS-CA6	(Optional) One or more BP-CA1, BP-CA6, SBS-CA1 or SBS-CA6	BP-CA1, BP-CA6, SBS-CA1 or SBS-CA6	-52.5
S-150.	Min. 22 ga., Type B, Grade 40 steel; 6 ft span; #12 HWH Tekes 5, 6" o.c.	Min. 0.5-inch DEXcell FA Glass Mat Roof Board, DensDeck Prime or SECUROCK Gypsum-Fiber Roof Board	Tremco #14 HD Fastener with Tremco 3" Metal Insulation Plate or Dekfast DF-#14-PH3 with Dekfast PLT-R-3	1 per 1.8 ft ²	Base Ply: SBS-TA	<u>Insulation Layer(s)</u> : One or more, min. 1-inch Trisotech G, Trisotech CGF, EnergyGuard Polyiso Insulation, Trisotech, H-Shield, ISO 95+ GL, Multi-Max FA3, RESISTA, UltraMax or Styrofoam Brand Roofmate, Highload 60 or Plazamate <u>Coverboard</u> : Min. 0.25-inch SECUROCK Gypsum-Fiber Roof Board	LRFIA or LRFIA(BG)	BP-CA6 or SBS-CA6	(Optional) One or more BP-CA1, BP-CA6, SBS-CA1 or SBS-CA6	BP-CA1, BP-CA6, SBS-CA1 or SBS-CA6	-60.0
S-151.	Min. 22 ga., Type B, Grade 40 steel; 6 ft span; #12 HWH Tekes 5, 6" o.c.	Min. 0.5-inch DensDeck Prime	Tremco #14 HD Fastener with Tremco 3" Metal Insulation Plate or Dekfast DF-#14-PH3 with Dekfast PLT-R-3	1 per 2.0 ft ²	Base Ply: SBS-TA	<u>Insulation Layer(s)</u> : One or more, min. 1-inch Trisotech G, Trisotech CGF, EnergyGuard Polyiso Insulation, Trisotech, H-Shield, ISO 95+ GL, Multi-Max FA3, RESISTA, UltraMax or Styrofoam Brand Roofmate, Highload 60 or Plazamate <u>Coverboard</u> : Min. 0.5-inch DEXcell FA Glass Mat Roof Board, DensDeck Prime, SECUROCK Gypsum Fiber Roof Board or SECUROCK Cement Roof Board or min. 7/16-inch DEXcell Cement Roof Board	LRFIA or LRFIA(BG)	BP-CA6 or SBS-CA6	(Optional) One or more BP-CA6 or SBS-CA6	BP-CA1, BP-CA6, SBS-CA1 or SBS-CA6	-67.5
S-152.	Min. 22 ga., Type B, Grade 40 steel; 6 ft span; #12 HWH Tekes 5, 6" o.c.	Min. 0.5-inch DEXcell FA Glass Mat Roof Board	Dekfast DF-#14-PH3 with Dekfast PLT-R-3	1 per 2.0 ft ²	Base Ply: SBS-TA	<u>Insulation Layer(s)</u> : One or more, min. 1-inch Trisotech G, Trisotech CGF, EnergyGuard Polyiso Insulation, Trisotech, H-Shield, ISO 95+ GL, Multi-Max FA3, RESISTA, UltraMax or Styrofoam Brand Roofmate, Highload 60 or Plazamate <u>Coverboard</u> : Min. 0.5-inch DEXcell FA Glass Mat Roof Board, DensDeck Prime, SECUROCK Gypsum Fiber Roof Board or SECUROCK Cement Roof Board or min. 7/16-inch DEXcell Cement Roof Board	LRFIA or LRFIA(BG)	BP-CA6 or SBS-CA6	(Optional) One or more BP-CA6 or SBS-CA6	BP-CA1, BP-CA6, SBS-CA1 or SBS-CA6	-67.5

TABLE 2d: STEEL DECKS - NEW CONSTRUCTION, REROOF (TEAR-OFF)
SYSTEM TYPE B-2: MECHANICALLY ATTACHED THERMAL BARRIER, BONDED VAPOR BARRIER, BONDED TOP INSULATION, BONDED ROOF COVER

System No.	Deck (Note 1)	Thermal Barrier			Vapor Barrier (Note 15)	Insulation Layer(s)		Roof Cover (Note 15)			MDP (psf)
		Type	Fastener (Note 11)	Attach		Type	Attach (Notes 6,7,8)	Base Ply	Ply	Cap Ply	
S-153.	Min. 22 ga., Type B, Grade 40 steel; 6 ft span; #12 HWH Tek 5, 6" o.c.	Min. 0.5-inch SECUROCK Gypsum-Fiber Roof Board	Tremco #14 HD Fastener with Tremco 3" Metal Insulation Plate	1 per 2.0 ft ²	Base Ply: SBS-TA	<u>Insulation Layer(s)</u> : One or more, min. 1-inch Trisotech G, Trisotech CGF, EnergyGuard Polyiso Insulation, Trisotech, H-Shield, ISO 95+ GL, Multi-Max FA3, RESISTA, UltraMax or Styrofoam Brand Roofmate, Highload 60 or Plazamate <u>Coverboard</u> : Min. 0.5-inch DEXcell FA Glass Mat Roof Board, DensDeck Prime, SECUROCK Gypsum Fiber Roof Board or SECUROCK Cement Roof Board or min. 7/16-inch DEXcell Cement Roof Board	LRFIA or LRFIA(BG)	BP-CA6 or SBS-CA6	(Optional) One or more BP-CA6 or SBS-CA6	BP-CA1, BP-CA6, SBS-CA1 or SBS-CA6	-67.5
S-154.	Min. 22 ga., Type B, Grade 40 steel; 6 ft span; #12 HWH Tek 5 with 3/4" washers, 6" o.c.	Min. 0.5-inch DensDeck Prime or SECUROCK Gypsum-Fiber Roof Board	Tremco #14 HD Fastener with Tremco 3" Metal Insulation Plate or Dekfast DF-#14-PH3 with Dekfast PLT-R-3	1 per 1.3 ft ²	Base Ply: SBS-TA	<u>Insulation Layer(s)</u> : One or more, min. 1-inch Trisotech G, Trisotech CGF, EnergyGuard Polyiso Insulation, Trisotech, H-Shield, ISO 95+ GL, Multi-Max FA3, RESISTA, UltraMax or Styrofoam Brand Roofmate, Highload 60 or Plazamate <u>Coverboard</u> : Min. 0.5-inch DensDeck Prime, SECUROCK Gypsum Fiber Roof Board or SECUROCK Cement Roof Board or min. 7/16-inch DEXcell Cement Roof Board	LRFIA or LRFIA(BG), 6-inch o.c.	BP-CA6 or SBS-CA6	(Optional) One or more BP-CA6 or SBS-CA6	BP-CA6 or SBS-CA6	-90.0
POWERPLY ENDURE BIO ADHESIVE TF APPLIED BASE PLY:											
S-155.	Min. 22 ga., type B, Grade 40 steel	Min. 0.5-inch DensDeck Prime or SECUROCK Gypsum-Fiber Roof Board	Tremco #12 DP Fastener or Tremco #14 HD Fastener with Tremco 3" Metal Insulation Plate or ACE #12 or ACE #15 with ACE 3" BE Insulation Plate or ACE 3" WW Insulation Plate	1 per 3.2 ft ²	Base Ply: BP-CA5, SBS-CA5 or SBS-TA	<u>Additional Insulation Layer(s)</u> : Min. 1-inch Trisotech G, Trisotech CGF, EnergyGuard Polyiso Insulation, Trisotech, H-Shield, ISO 95+ GL, Multi-Max FA3, RESISTA, UltraMax, Trisotech, Trisotech G or Styrofoam Brand Roofmate, Highload 60 or Plazamate <u>Coverboard</u> : Min. 0.125-inch TremBoard AC or min. 0.5-inch DensDeck Prime, DEXcell FA Glass Mat Roof Board or SECUROCK Gypsum-Fiber Roof Board or SECUROCK Cement Roof Board or min. 7/16-inch DEXcell Cement Roof Board	LRFIA or LRFIA(BG)	BP-CA5 or SBS-CA5	(Optional) One or more BP-CA5 or SBS-CA5	BP-CA5 or SBS-CA5	-45.0*
S-156.	Min. 22 ga., type B, Grade 40 steel	Min. 0.5-inch SECUROCK Gypsum-Fiber Roof Board	Tremco #12 DP Fastener or Tremco #14 HD Fastener with Tremco 3" Metal Insulation Plate or ACE #12 or ACE #15 with ACE 3" BE Insulation Plate or ACE 3" WW Insulation Plate	1 per 3.2 ft ²	AVC Primer followed by AVC	<u>Additional Insulation Layer(s)</u> : Min. 1-inch Trisotech G, Trisotech CGF, EnergyGuard Polyiso Insulation, Trisotech, H-Shield, ISO 95+ GL, Multi-Max FA3, RESISTA, UltraMax, Trisotech, Trisotech G or Styrofoam Brand Roofmate, Highload 60 or Plazamate <u>Coverboard</u> : Min. 0.125-inch TremBoard AC or min. 0.5-inch DensDeck Prime, DEXcell FA Glass Mat Roof Board or SECUROCK Gypsum-Fiber Roof Board or SECUROCK Cement Roof Board or min. 7/16-inch DEXcell Cement Roof Board	LRFIA or LRFIA(BG)	BP-CA5 or SBS-CA5	(Optional) One or more BP-CA5 or SBS-CA5	BP-CA5 or SBS-CA5	-45.0*

TABLE 2d: STEEL DECKS - NEW CONSTRUCTION, REROOF (TEAR-OFF)
SYSTEM TYPE B-2: MECHANICALLY ATTACHED THERMAL BARRIER, BONDED VAPOR BARRIER, BONDED TOP INSULATION, BONDED ROOF COVER

System No.	Deck (Note 1)	Thermal Barrier			Vapor Barrier (Note 15)	Insulation Layer(s)	Attach (Notes 6,7,8)	Roof Cover (Note 15)			MDP (psf)
		Type	Fastener (Note 11)	Attach				Type	Base Ply	Ply	
S-157.	Min. 22 ga., type B, Grade 40 steel	Min. 0.5-inch DensDeck Prime or SECUROCK Gypsum-Fiber Roof Board	Tremco #12 DP Fastener or Tremco #14 HD Fastener with Tremco 3" Metal Insulation Plate or ACE #12 or ACE #15 with ACE 3" BE Insulation Plate or ACE 3" WW Insulation Plate	1 per 3.2 ft ²	AVC Primer or AVC Primer (WB) followed by AVC Max	<u>Additional Insulation Layer(s)</u> : Min. 1-inch Trisotech G, Trisotech CGF, EnergyGuard Polyiso Insulation, Trisotech, H-Shield, ISO 95+ GL, Multi-Max FA3, RESISTA, UltraMax, Trisotech, Trisotech G or Styrofoam Brand Roofmate, Highload 60 or Plazamate <u>Coverboard</u> : Min. 0.125-inch TremBoard AC or min. 0.5-inch DensDeck Prime, DEXcell FA Glass Mat Roof Board or SECUROCK Gypsum-Fiber Roof Board or SECUROCK Cement Roof Board or min. 7/16-inch DEXcell Cement Roof Board	LRFIA or LRFIA(BG)	BP-CA5 or SBS-CA5	(Optional) One or more BP-CA5 or SBS-CA5	BP-CA5 or SBS-CA5	-45.0*
S-158.	Min. 22 ga., Type B, Grade 40 steel; 6 ft span; #12 HWH Tek 5, 6" o.c.	Min. 0.5-inch SECUROCK Gypsum-Fiber Roof Board	Tremco #15 EHD Fastener with Tremco 3" Metal Insulation Plate	1 per 2.0 ft ²	AVC Primer followed by AVC or AVC Primer or AVC Primer (WB) followed by AVC Max	<u>Insulation Layer(s)</u> : (Optional) One or more, min. 1-inch Trisotech G, Trisotech CGF or Trisotech <u>Coverboard</u> : Min. 0.125-inch TremBoard AC or min. 0.5-inch DensDeck Prime or SECUROCK Gypsum Fiber Roof Board	LRFIA or LRFIA(BG)	BP-CA5 or SBS-CA5	(Optional) One or more BP-CA5 or SBS-CA5	BP-CA5 or SBS-CA5	-52.5
S-159.	Min. 22 ga., Type B, Grade 40 steel; 6 ft span; #12 HWH Tek 5, 6" o.c.	Min. 0.5-inch DEXcell FA Glass Mat Roof Board, DensDeck Prime or SECUROCK Gypsum-Fiber Roof Board	Tremco #14 HD Fastener with Tremco 3" Metal Insulation Plate or Dekfast DF-#14-PH3 with Dekfast PLT-R-3	1 per 1.8 ft ²	Base Ply: BP-CA5, SBS-CA5 or SBS-TA	<u>Insulation Layer(s)</u> : One or more, min. 1-inch Trisotech G, Trisotech CGF, EnergyGuard Polyiso Insulation, Trisotech, H-Shield, ISO 95+ GL, Multi-Max FA3, RESISTA, UltraMax or Styrofoam Brand Roofmate, Highload 60 or Plazamate <u>Coverboard</u> : Min. 0.25-inch SECUROCK Gypsum-Fiber Roof Board	LRFIA or LRFIA(BG)	BP-CA5 or SBS-CA5	(Optional) One or more BP-CA5 or SBS-CA5	BP-CA5 or SBS-CA5	-60.0
S-160.	Min. 22 ga., Type B, Grade 40 steel; 6 ft span; #12 HWH Tek 5, 6" o.c.	Min. 0.5-inch DensDeck Prime	Tremco #14 HD Fastener with Tremco 3" Metal Insulation Plate or Dekfast DF-#14-PH3 with Dekfast PLT-R-3	1 per 2.0 ft ²	Base Ply: BP-CA5, SBS-CA5 or SBS-TA	<u>Insulation Layer(s)</u> : One or more, min. 1-inch Trisotech G, Trisotech CGF, EnergyGuard Polyiso Insulation, Trisotech, H-Shield, ISO 95+ GL, Multi-Max FA3, RESISTA, UltraMax or Styrofoam Brand Roofmate, Highload 60 or Plazamate <u>Coverboard</u> : Min. 0.5-inch DEXcell FA Glass Mat Roof Board, DensDeck Prime, SECUROCK Gypsum Fiber Roof Board or SECUROCK Cement Roof Board or min. 7/16-inch DEXcell Cement Roof Board	LRFIA or LRFIA(BG)	BP-CA5 or SBS-CA5	(Optional) One or more BP-CA5 or SBS-CA5	BP-CA5 or SBS-CA5	-67.5

TABLE 2D: STEEL DECKS - NEW CONSTRUCTION, REROOF (TEAR-OFF)
SYSTEM TYPE B-2: MECHANICALLY ATTACHED THERMAL BARRIER, BONDED VAPOR BARRIER, BONDED TOP INSULATION, BONDED ROOF COVER

System No.	Deck (Note 1)	Thermal Barrier			Vapor Barrier (Note 15)	Insulation Layer(s)	Attach (Notes 6,7,8)	Roof Cover (Note 15)			MDP (psf)
		Type	Fastener (Note 11)	Attach				Type	Base Ply	Ply	
S-161.	Min. 22 ga., Type B, Grade 40 steel; 6 ft span; #12 HWH Tek 5, 6" o.c.	Min. 0.5-inch DEXcell FA Glass Mat Roof Board	Dekfast DF-#14-PH3 with Dekfast PLT-R-3	1 per 2.0 ft ²	Base Ply: BP-CA5, SBS-CA5 or SBS-TA	<u>Insulation Layer(s)</u> : One or more, min. 1-inch Trisotech G, Trisotech CGF, EnergyGuard Polyiso Insulation, Trisotech, H-Shield, ISO 95+ GL, Multi-Max FA3, RESISTA, UltraMax or Styrofoam Brand Roofmate, Highload 60 or Plazamate <u>Coverboard</u> : Min. 0.5-inch DEXcell FA Glass Mat Roof Board, DensDeck Prime, SECUROCK Gypsum Fiber Roof Board or SECUROCK Cement Roof Board or min. 7/16-inch DEXcell Cement Roof Board	LRFIA or LRFIA(BG)	BP-CA5 or SBS-CA5	(Optional) One or more BP-CA5 or SBS-CA5	BP-CA5 or SBS-CA5	-67.5
S-162.	Min. 22 ga., Type B, Grade 40 steel; 6 ft span; #12 HWH Tek 5, 6" o.c.	Min. 0.5-inch SECUROCK Gypsum-Fiber Roof Board	Tremco #14 HD Fastener with Tremco 3" Metal Insulation Plate	1 per 2.0 ft ²	Base Ply: BP-CA5, SBS-CA5 or SBS-TA	<u>Insulation Layer(s)</u> : One or more, min. 1-inch Trisotech G, Trisotech CGF, EnergyGuard Polyiso Insulation, Trisotech, H-Shield, ISO 95+ GL, Multi-Max FA3, RESISTA, UltraMax or Styrofoam Brand Roofmate, Highload 60 or Plazamate <u>Coverboard</u> : Min. 0.5-inch DEXcell FA Glass Mat Roof Board, DensDeck Prime, SECUROCK Gypsum Fiber Roof Board or SECUROCK Cement Roof Board or min. 7/16-inch DEXcell Cement Roof Board	LRFIA or LRFIA(BG)	BP-CA5 or SBS-CA5	(Optional) One or more BP-CA5 or SBS-CA5	BP-CA5 or SBS-CA5	-67.5
S-163.	Min. 22 ga., Type B, Grade 40 steel; 6 ft span; #12 HWH Tek 5 with 3/8" washers, 6" o.c.	Min. 0.5-inch DensDeck Prime or SECUROCK Gypsum-Fiber Roof Board	Tremco #14 HD Fastener with Tremco 3" Metal Insulation Plate or Dekfast DF-#14-PH3 with Dekfast PLT-R-3	1 per 1.3 ft ²	Base Ply: BP-CA5, SBS-CA5 or SBS-TA	<u>Insulation Layer(s)</u> : One or more, min. 1-inch Trisotech G, Trisotech CGF, EnergyGuard Polyiso Insulation, Trisotech, H-Shield, ISO 95+ GL, Multi-Max FA3, RESISTA, UltraMax or Styrofoam Brand Roofmate, Highload 60 or Plazamate <u>Coverboard</u> : Min. 0.5-inch DensDeck, DensDeck Prime	LRFIA or LRFIA(BG), 6-inch o.c.	BP-CA5 or SBS-CA5	(Optional) One or more BP-CA5 or SBS-CA5	BP-CA5 or SBS-CA5	-82.5
S-164.	Min. 22 ga., Type B, Grade 40 steel; 6 ft span; #12 HWH Tek 5 with 3/8" washers, 6" o.c.	Min. 0.5-inch SECUROCK Gypsum-Fiber Roof Board	Tremco #14 HD Fastener with Tremco 3" Metal Insulation Plate or Dekfast DF-#14-PH3 with Dekfast PLT-R-3	1 per 1.3 ft ²	Base Ply: BP-CA5, SBS-CA5 or SBS-TA	<u>Insulation Layer(s)</u> : One or more, min. 1-inch Trisotech G, Trisotech CGF, EnergyGuard Polyiso Insulation, Trisotech, H-Shield, ISO 95+ GL, Multi-Max FA3, RESISTA, UltraMax or Styrofoam Brand Roofmate, Highload 60 or Plazamate <u>Coverboard</u> : Min. 0.5-inch SECUROCK Gypsum Fiber Roof Board or SECUROCK Cement Roof Board or min. 7/16-inch DEXcell Cement Roof Board	LRFIA or LRFIA(BG), 6-inch o.c.	BP-CA5 or SBS-CA5	(Optional) One or more BP-CA5 or SBS-CA5	BP-CA5 or SBS-CA5	-90.0

HOT-ASPHALT-APPLIED BASE PLY:

TABLE 2d: STEEL DECKS - NEW CONSTRUCTION, REROOF (TEAR-OFF)
SYSTEM TYPE B-2: MECHANICALLY ATTACHED THERMAL BARRIER, BONDED VAPOR BARRIER, BONDED TOP INSULATION, BONDED ROOF COVER

System No.	Deck (Note 1)	Thermal Barrier			Vapor Barrier (Note 15)	Insulation Layer(s) Type	Attach (Notes 6,7,8)	Roof Cover (Note 15)			MDP (psf)
		Type	Fastener (Note 11)	Attach				Base Ply	Ply	Cap Ply	
S-165.	Min. 22 ga., Type B, Grade 40 steel; 6 ft span; #12 HWH Tek's 5, 6" o.c.	Min. 0.5-inch SECUROCK Gypsum-Fiber Roof Board	Tremco #15 EHD Fastener with Tremco 3" Metal Insulation Plate	1 per 2.0 ft ²	AVC Primer followed by AVC or AVC Primer or AVC Primer (WB) followed by AVC Max	<u>Insulation Layer(s)</u> : (Optional) One or more, min. 1-inch Trisotech G, Trisotech CGF or Trisotech <u>Coverboard</u> : Min. 0.125-inch TremBoard AC or min. 0.5-inch DensDeck Prime or SECUROCK Gypsum Fiber Roof Board	LRFIA or LRFIA(BG)	BP-AA, SBS-AA	(Optional) One or more BP-AA, SBS-AA or APP-TA	BP-CA1, BP-AA, SBS-CA1, SBS-AA or APP-TA	-52.5
S-166.	Min. 22 ga., Type B, Grade 40 steel; 6 ft span; #12 HWH Tek's 5, 6" o.c.	Min. 0.5-inch DensDeck Prime	Tremco #14 HD Fastener with Tremco 3" Metal Insulation Plate or Dekfast DF-#14-PH3 with Dekfast PLT-R-3	1 per 2.0 ft ²	Base Ply: SBS-TA	<u>Insulation Layer(s)</u> : One or more, min. 1-inch Trisotech G, Trisotech CGF, EnergyGuard Polyiso Insulation, Trisotech, H-Shield, ISO 95+ GL, Multi-Max FA3, RESISTA, UltraMax or Styrofoam Brand Roofmate, Highload 60 or Plazamate <u>Coverboard</u> : Min. 0.5-inch DEXcell FA Glass Mat Roof Board, DensDeck Prime, SECUROCK Gypsum Fiber Roof Board or SECUROCK Cement Roof Board or min. 7/16-inch DEXcell Cement Roof Board	LRFIA or LRFIA(BG)	BP-AA, SBS-AA	(Optional) One or more BP-AA, SBS-AA or APP-TA	BP-CA1, BP-AA, SBS-CA1, SBS-AA or APP-TA	-67.5
S-167.	Min. 22 ga., Type B, Grade 40 steel; 6 ft span; #12 HWH Tek's 5, 6" o.c.	Min. 0.5-inch DEXcell FA Glass Mat Roof Board	Dekfast DF-#14-PH3 with Dekfast PLT-R-3	1 per 2.0 ft ²	Base Ply: SBS-TA	<u>Insulation Layer(s)</u> : One or more, min. 1-inch Trisotech G, Trisotech CGF, EnergyGuard Polyiso Insulation, Trisotech, H-Shield, ISO 95+ GL, Multi-Max FA3, RESISTA, UltraMax or Styrofoam Brand Roofmate, Highload 60 or Plazamate <u>Coverboard</u> : Min. 0.5-inch DEXcell FA Glass Mat Roof Board, DensDeck Prime, SECUROCK Gypsum Fiber Roof Board or SECUROCK Cement Roof Board or min. 7/16-inch DEXcell Cement Roof Board	LRFIA or LRFIA(BG)	BP-AA, SBS-AA	(Optional) One or more BP-AA, SBS-AA or APP-TA	BP-CA1, BP-AA, SBS-CA1, SBS-AA or APP-TA	-67.5
S-168.	Min. 22 ga., Type B, Grade 40 steel; 6 ft span; #12 HWH Tek's 5, 6" o.c.	Min. 0.5-inch SECUROCK Gypsum-Fiber Roof Board	Tremco #14 HD Fastener with Tremco 3" Metal Insulation Plate	1 per 2.0 ft ²	Base Ply: SBS-TA	<u>Insulation Layer(s)</u> : One or more, min. 1-inch Trisotech G, Trisotech CGF, EnergyGuard Polyiso Insulation, Trisotech, H-Shield, ISO 95+ GL, Multi-Max FA3, RESISTA, UltraMax or Styrofoam Brand Roofmate, Highload 60 or Plazamate <u>Coverboard</u> : Min. 0.5-inch DEXcell FA Glass Mat Roof Board, DensDeck Prime, SECUROCK Gypsum Fiber Roof Board or SECUROCK Cement Roof Board or min. 7/16-inch DEXcell Cement Roof Board	LRFIA or LRFIA(BG)	BP-AA, SBS-AA	(Optional) One or more BP-AA, SBS-AA or APP-TA	BP-CA1, BP-AA, SBS-CA1, SBS-AA or APP-TA	-67.5

TABLE 2d: STEEL DECKS - NEW CONSTRUCTION, REROOF (TEAR-OFF)
SYSTEM TYPE B-2: MECHANICALLY ATTACHED THERMAL BARRIER, BONDED VAPOR BARRIER, BONDED TOP INSULATION, BONDED ROOF COVER

System No.	Deck (Note 1)	Thermal Barrier			Vapor Barrier (Note 15)	Insulation Layer(s)	Attach (Notes 6,7,8)	Roof Cover (Note 15)			MDP (psf)
		Type	Fastener (Note 11)	Attach				Type	Base Ply	Ply	
S-169.	Min. 22 ga., Type B, Grade 40 steel; 6 ft span, #12 HWH Tekes 5 with 3/4" washers, 6" o.c.	Min. 0.5-inch DensDeck Prime or SECUROCK Gypsum-Fiber Roof Board	Tremco #14 HD Fastener with Tremco 3" Metal Insulation Plate or Dekfast DF-#14-PH3 with Dekfast PLT-R-3	1 per 1.3 ft ²	Base Ply: SBS-TA	<u>Insulation Layer(s)</u> : One or more, min. 1-inch Trisotech G, Trisotech CGF, EnergyGuard Polyiso Insulation, Trisotech, H-Shield, ISO 95+ GL, Multi-Max FA3, RESISTA, UltraMax or Styrofoam Brand Roofmate, Highload 60 or Plazamate <u>Coverboard</u> : Min. 0.5-inch DensDeck Prime, SECUROCK Gypsum Fiber Roof Board or SECUROCK Cement Roof Board or min. 7/16-inch DEXcell Cement Roof Board	LRFIA or LRFIA(BG), 6-inch o.c.	BP-AA, SBS-AA	(Optional) One or more BP-AA, SBS-AA or APP-TA	BP-CA1, BP-AA, SBS-CA1, SBS-AA or APP-TA	-90.0
S-170.	Min. 22 ga., Type B, Grade 40 steel; 6 ft span; #12 HWH Tekes 5, 6" o.c.	Min. 0.5-inch SECUROCK Gypsum-Fiber Roof Board	Tremco #15 EHD Fastener with Tremco 3" Metal Insulation Plate	1 per 2.0 ft ²	AVC Primer followed by AVC or AVC Primer or AVC Primer (WB) followed by AVC Max	<u>Insulation Layer(s)</u> : (Optional) One or more, min. 1-inch Trisotech G, Trisotech CGF or Trisotech <u>Coverboard</u> : Min. 0.5-inch DensDeck Prime or SECUROCK Gypsum Fiber Roof Board	LRFIA or LRFIA(BG)	SBS-AA	(Optional) One or more SBS-AA, SBS-TA	SBS-TA	-52.5
S-171.	Min. 22 ga., Type B, Grade 40 steel; 6 ft span; #12 HWH Tekes 5, 6" o.c.	Min. 0.5-inch DensDeck Prime	Tremco #14 HD Fastener with Tremco 3" Metal Insulation Plate or Dekfast DF-#14-PH3 with Dekfast PLT-R-3	1 per 2.0 ft ²	Base Ply: SBS-TA	<u>Insulation Layer(s)</u> : One or more, min. 1-inch Trisotech G, Trisotech CGF, EnergyGuard Polyiso Insulation, Trisotech, H-Shield, ISO 95+ GL, Multi-Max FA3, RESISTA, UltraMax or Styrofoam Brand Roofmate, Highload 60 or Plazamate <u>Coverboard</u> : Min. 0.5-inch DEXcell FA Glass Mat Roof Board, DensDeck Prime, SECUROCK Gypsum Fiber Roof Board or SECUROCK Cement Roof Board or min. 7/16-inch DEXcell Cement Roof Board	LRFIA or LRFIA(BG)	SBS-AA	(Optional) One or more SBS-AA, SBS-TA	SBS-TA	-67.5
S-172.	Min. 22 ga., Type B, Grade 40 steel; 6 ft span; #12 HWH Tekes 5, 6" o.c.	Min. 0.5-inch DEXcell FA Glass Mat Roof Board	Dekfast DF-#14-PH3 with Dekfast PLT-R-3	1 per 2.0 ft ²	Base Ply: SBS-TA	<u>Insulation Layer(s)</u> : One or more, min. 1-inch Trisotech G, Trisotech CGF, EnergyGuard Polyiso Insulation, Trisotech, H-Shield, ISO 95+ GL, Multi-Max FA3, RESISTA, UltraMax or Styrofoam Brand Roofmate, Highload 60 or Plazamate <u>Coverboard</u> : Min. 0.5-inch DEXcell FA Glass Mat Roof Board, DensDeck Prime, SECUROCK Gypsum Fiber Roof Board or SECUROCK Cement Roof Board or min. 7/16-inch DEXcell Cement Roof Board	LRFIA or LRFIA(BG)	SBS-AA	(Optional) One or more SBS-AA, SBS-TA	SBS-TA	-67.5

TABLE 2d: STEEL DECKS - NEW CONSTRUCTION, REROOF (TEAR-OFF)
SYSTEM TYPE B-2: MECHANICALLY ATTACHED THERMAL BARRIER, BONDED VAPOR BARRIER, BONDED TOP INSULATION, BONDED ROOF COVER

System No.	Deck (Note 1)	Thermal Barrier			Vapor Barrier (Note 15)	Insulation Layer(s) Type	Attach (Notes 6,7,8)	Roof Cover (Note 15)			MDP (psf)
		Type	Fastener (Note 11)	Attach				Base Ply	Ply	Cap Ply	
S-173.	Min. 22 ga., Type B, Grade 40 steel; 6 ft span; #12 HWH Tek 5, 6" o.c.	Min. 0.5-inch SECUROCK Gypsum-Fiber Roof Board	Tremco #14 HD Fastener with Tremco 3" Metal Insulation Plate	1 per 2.0 ft ²	Base Ply: SBS-TA	<u>Insulation Layer(s)</u> : One or more, min. 1-inch Trisotech G, Trisotech CGF, EnergyGuard Polyiso Insulation, Trisotech, H-Shield, ISO 95+ GL, Multi-Max FA3, RESISTA, UltraMax or Styrofoam Brand Roofmate, Highload 60 or Plazamate <u>Coverboard</u> : Min. 0.5-inch DEXcell FA Glass Mat Roof Board, DensDeck Prime, SECUROCK Gypsum Fiber Roof Board or SECUROCK Cement Roof Board or min. 7/16-inch DEXcell Cement Roof Board	LRFIA or LRFIA(BG)	SBS-AA	(Optional) One or more SBS-AA, SBS-TA	SBS-TA	-67.5
S-174.	Min. 22 ga., Type B, Grade 40 steel; 6 ft span; #12 HWH Tek 5 with 3/4" washers, 6" o.c.	Min. 0.5-inch DensDeck Prime or SECUROCK Gypsum-Fiber Roof Board	Tremco #14 HD Fastener with Tremco 3" Metal Insulation Plate or Dekfast DF-#14-PH3 with Dekfast PLT-R-3	1 per 1.3 ft ²	Base Ply: SBS-TA	<u>Insulation Layer(s)</u> : One or more, min. 1-inch Trisotech G, Trisotech CGF, EnergyGuard Polyiso Insulation, Trisotech, H-Shield, ISO 95+ GL, Multi-Max FA3, RESISTA, UltraMax or Styrofoam Brand Roofmate, Highload 60 or Plazamate <u>Coverboard</u> : Min. 0.5-inch DensDeck Prime, SECUROCK Gypsum Fiber Roof Board or SECUROCK Cement Roof Board or min. 7/16-inch DEXcell Cement Roof Board	LRFIA or LRFIA(BG), 6-inch o.c.	SBS-AA	(Optional) One or more SBS-AA, SBS-TA	SBS-TA	-90.0
SEBS-APPLIED BASE PLY:											
S-175.	Min. 22 ga., Type B, Grade 40 steel; 6 ft span; #12 HWH Tek 5, 6" o.c.	Min. 0.5-inch SECUROCK Gypsum-Fiber Roof Board	Tremco #15 EHD Fastener with Tremco 3" Metal Insulation Plate	1 per 2.0 ft ²	AVC Primer followed by AVC or AVC Primer or AVC Primer (WB) followed by AVC Max	<u>Insulation Layer(s)</u> : (Optional) One or more, min. 1-inch Trisotech G, Trisotech CGF or Trisotech <u>Coverboard</u> : Min. 0.125-inch TremBoard AC or min. 0.5-inch DensDeck Prime or SECUROCK Gypsum Fiber Roof Board	LRFIA or LRFIA(BG)	BP-SEBS, SBS-SEBS	(Optional) BP-SEBS, SBS-SEBS	SBS-SEBS	-52.5
S-176.	Min. 22 ga., Type B, Grade 40 steel; 6 ft span; #12 HWH Tek 5, 6" o.c.	Min. 0.5-inch DensDeck Prime	Tremco #14 HD Fastener with Tremco 3" Metal Insulation Plate or Dekfast DF-#14-PH3 with Dekfast PLT-R-3 or ACE #15 with ACE 3" BE Insulation Plate or ACE 3" WW Insulation Plate	1 per 2.0 ft ²	Base Ply: SBS-AA or SBS-TA	<u>Additional Insulation Layer(s)</u> : (Optional) Min. 1-inch Trisotech G, Trisotech CGF, EnergyGuard Polyiso Insulation, Trisotech, H-Shield, ISO 95+ GL, Multi-Max FA3, RESISTA or UltraMax <u>Coverboard</u> : Min. 0.125-inch TremBoard AC, min. 0.5-inch Structodek HD with Primed Red Coating, DensDeck Prime, DEXcell FA Glass Mat Roof Board, SECUROCK Gypsum-Fiber Roof Board or SECUROCK Cement Roof Board or min. 7/16-inch DEXcell Cement Roof Board	Hot asphalt	BP-SEBS, SBS-SEBS	(Optional) BP-SEBS, SBS-SEBS	SBS-SEBS	-60.0

TABLE 2d: STEEL DECKS - NEW CONSTRUCTION, REROOF (TEAR-OFF)
SYSTEM TYPE B-2: MECHANICALLY ATTACHED THERMAL BARRIER, BONDED VAPOR BARRIER, BONDED TOP INSULATION, BONDED ROOF COVER

System No.	Deck (Note 1)	Thermal Barrier			Vapor Barrier (Note 15)	Insulation Layer(s) Type	Attach (Notes 6,7,8)	Roof Cover (Note 15)			MDP (psf)
		Type	Fastener (Note 11)	Attach				Base Ply	Ply	Cap Ply	
S-177.	Min. 22 ga., Type B, Grade 40 steel; 6 ft span; #12 HWH Tek 5, 6" o.c.	Min. 0.5-inch DensDeck Prime	Tremco #14 HD Fastener with Tremco 3" Metal Insulation Plate or Dekfast DF-#14-PH3 with Dekfast PLT-R-3	1 per 2.0 ft ²	Base Ply: SBS-TA	<u>Insulation Layer(s)</u> : One or more, min. 1-inch Trisotech G, Trisotech CGF, EnergyGuard Polyiso Insulation, Trisotech, H-Shield, ISO 95+ GL, Multi-Max FA3, RESISTA, UltraMax or Styrofoam Brand Roofmate, Highload 60 or Plazamate <u>Coverboard</u> : Min. 0.5-inch DEXcell FA Glass Mat Roof Board, DensDeck Prime, SECUROCK Gypsum Fiber Roof Board or SECUROCK Cement Roof Board or min. 7/16-inch DEXcell Cement Roof Board	LRFIA or LRFIA(BG)	BP-SEBS, SBS-SEBS	(Optional) BP-SEBS, SBS-SEBS	SBS-SEBS	-67.5
S-178.	Min. 22 ga., Type B, Grade 40 steel; 6 ft span; #12 HWH Tek 5, 6" o.c.	Min. 0.5-inch DEXcell FA Glass Mat Roof Board	Dekfast DF-#14-PH3 with Dekfast PLT-R-3	1 per 2.0 ft ²	Base Ply: SBS-TA	<u>Insulation Layer(s)</u> : One or more, min. 1-inch Trisotech G, Trisotech CGF, EnergyGuard Polyiso Insulation, Trisotech, H-Shield, ISO 95+ GL, Multi-Max FA3, RESISTA, UltraMax or Styrofoam Brand Roofmate, Highload 60 or Plazamate <u>Coverboard</u> : Min. 0.5-inch DEXcell FA Glass Mat Roof Board, DensDeck Prime, SECUROCK Gypsum Fiber Roof Board or SECUROCK Cement Roof Board or min. 7/16-inch DEXcell Cement Roof Board	LRFIA or LRFIA(BG)	BP-SEBS, SBS-SEBS	(Optional) BP-SEBS, SBS-SEBS	SBS-SEBS	-67.5
S-179.	Min. 22 ga., Type B, Grade 40 steel; 6 ft span; #12 HWH Tek 5, 6" o.c.	Min. 0.5-inch SECUROCK Gypsum-Fiber Roof Board	Tremco #14 HD Fastener with Tremco 3" Metal Insulation Plate	1 per 2.0 ft ²	Base Ply: SBS-TA	<u>Insulation Layer(s)</u> : One or more, min. 1-inch Trisotech G, Trisotech CGF, EnergyGuard Polyiso Insulation, Trisotech, H-Shield, ISO 95+ GL, Multi-Max FA3, RESISTA, UltraMax or Styrofoam Brand Roofmate, Highload 60 or Plazamate <u>Coverboard</u> : Min. 0.5-inch DEXcell FA Glass Mat Roof Board, DensDeck Prime, SECUROCK Gypsum Fiber Roof Board or SECUROCK Cement Roof Board or min. 7/16-inch DEXcell Cement Roof Board	LRFIA or LRFIA(BG)	BP-SEBS, SBS-SEBS	(Optional) BP-SEBS, SBS-SEBS	SBS-SEBS	-67.5
S-180.	Min. 22 ga., Type B, Grade 40 steel; 6 ft span; #12 HWH Tek 5 with 3/8" washers, 6" o.c.	Min. 0.5-inch DensDeck Prime or SECUROCK Gypsum-Fiber Roof Board	Tremco #14 HD Fastener with Tremco 3" Metal Insulation Plate or Dekfast DF-#14-PH3 with Dekfast PLT-R-3	1 per 1.3 ft ²	Base Ply: SBS-TA	<u>Insulation Layer(s)</u> : One or more, min. 1-inch Trisotech G, Trisotech CGF, EnergyGuard Polyiso Insulation, Trisotech, H-Shield, ISO 95+ GL, Multi-Max FA3, RESISTA, UltraMax or Styrofoam Brand Roofmate, Highload 60 or Plazamate <u>Coverboard</u> : Min. 0.5-inch DensDeck Prime, SECUROCK Gypsum Fiber Roof Board or SECUROCK Cement Roof Board or min. 7/16-inch DEXcell Cement Roof Board	LRFIA or LRFIA(BG), 6-inch o.c.	BP-SEBS, SBS-SEBS	(Optional) BP-SEBS, SBS-SEBS	SBS-SEBS	-90.0

TORCH-APPLIED BASE PLY:

TABLE 2d: STEEL DECKS - NEW CONSTRUCTION, REROOF (TEAR-OFF)
SYSTEM TYPE B-2: MECHANICALLY ATTACHED THERMAL BARRIER, BONDED VAPOR BARRIER, BONDED TOP INSULATION, BONDED ROOF COVER

System No.	Deck (Note 1)	Thermal Barrier			Vapor Barrier (Note 15)	Insulation Layer(s)	Attach (Notes 6,7,8)	Roof Cover (Note 15)			MDP (psf)
		Type	Fastener (Note 11)	Attach				Type	Base Ply	Ply	
S-181.	Min. 22 ga., Type B, Grade 40 steel; 6 ft span; #12 HWH Tekes 5, 6" o.c.	Min. 0.5-inch SECUROCK Gypsum-Fiber Roof Board	Tremco #15 EHD Fastener with Tremco 3" Metal Insulation Plate	1 per 2.0 ft ²	AVC Primer followed by AVC or AVC Primer or AVC Primer (WB) followed by AVC Max	<u>Insulation Layer(s)</u> : (Optional) One or more, min. 1-inch Trisotech G, Trisotech CGF or Trisotech <u>Coverboard</u> : Min. 0.5-inch DensDeck Prime or SECUROCK Gypsum Fiber Roof Board	LRFIA or LRFIA(BG)	SBS-TA	(Optional) SBS-TA	SBS-TA	-52.5
S-182.	Min. 22 ga., Type B, Grade 40 steel; 6 ft span; #12 HWH Tekes 5, 6" o.c.	Min. 0.5-inch DEXcell FA Glass Mat Roof Board, DensDeck Prime or SECUROCK Gypsum-Fiber Roof Board	Tremco #14 HD Fastener with Tremco 3" Metal Insulation Plate or Dekfast DF-#14-PH3 with Dekfast PLT-R-3	1 per 1.8 ft ²	Base Ply: SBS-TA	<u>Insulation Layer(s)</u> : One or more, min. 1-inch Trisotech G, Trisotech CGF, EnergyGuard Polyiso Insulation, Trisotech, H-Shield, ISO 95+ GL, Multi-Max FA3, RESISTA, UltraMax or Styrofoam Brand Roofmate, Highload 60 or Plazamate <u>Coverboard</u> : Min. 0.25-inch SECUROCK Gypsum-Fiber Roof Board	LRFIA or LRFIA(BG)	SBS-TA	(Optional) SBS-TA	SBS-TA	-60.0
S-183.	Min. 22 ga., Type B, Grade 40 steel; 6 ft span; #12 HWH Tekes 5, 6" o.c.	Min. 0.5-inch DensDeck Prime	Tremco #14 HD Fastener with Tremco 3" Metal Insulation Plate or Dekfast DF-#14-PH3 with Dekfast PLT-R-3	1 per 2.0 ft ²	Base Ply: SBS-TA	<u>Insulation Layer(s)</u> : One or more, min. 1-inch Trisotech G, Trisotech CGF, EnergyGuard Polyiso Insulation, Trisotech, H-Shield, ISO 95+ GL, Multi-Max FA3, RESISTA, UltraMax or Styrofoam Brand Roofmate, Highload 60 or Plazamate <u>Coverboard</u> : Min. 0.5-inch DensDeck Prime, DEXCell FA Glass Mat Roof Board, SECUROCK Gypsum-Fiber Roof Board or SECUROCK Cement Roof Board or min. 7/16-inch DEXcell Cement Roof Board	LRFIA or LRFIA(BG)	SBS-TA	(Optional) SBS-TA	SBS-TA	-67.5
S-184.	Min. 22 ga., Type B, Grade 40 steel; 6 ft span; #12 HWH Tekes 5, 6" o.c.	Min. 0.5-inch DEXcell FA Glass Mat Roof Board	Dekfast DF-#14-PH3 with Dekfast PLT-R-3	1 per 2.0 ft ²	Base Ply: SBS-TA	<u>Insulation Layer(s)</u> : One or more, min. 1-inch Trisotech G, Trisotech CGF, EnergyGuard Polyiso Insulation, Trisotech, H-Shield, ISO 95+ GL, Multi-Max FA3, RESISTA, UltraMax or Styrofoam Brand Roofmate, Highload 60 or Plazamate <u>Coverboard</u> : Min. 0.5-inch DensDeck Prime, DEXCell FA Glass Mat Roof Board, SECUROCK Gypsum-Fiber Roof Board or SECUROCK Cement Roof Board or min. 7/16-inch DEXcell Cement Roof Board	LRFIA or LRFIA(BG)	SBS-TA	(Optional) SBS-TA	SBS-TA	-67.5

TABLE 2d: STEEL DECKS - NEW CONSTRUCTION, REROOF (TEAR-OFF)
SYSTEM TYPE B-2: MECHANICALLY ATTACHED THERMAL BARRIER, BONDED VAPOR BARRIER, BONDED TOP INSULATION, BONDED ROOF COVER

System No.	Deck (Note 1)	Thermal Barrier			Vapor Barrier (Note 15)	Insulation Layer(s) Type	Attach (Notes 6,7,8)	Roof Cover (Note 15)			MDP (psf)
		Type	Fastener (Note 11)	Attach				Base Ply	Ply	Cap Ply	
S-185.	Min. 22 ga., Type B, Grade 40 steel; 6 ft span; #12 HWH Tek 5, 6" o.c.	Min. 0.5-inch SECUROCK Gypsum-Fiber Roof Board	Tremco #14 HD Fastener with Tremco 3" Metal Insulation Plate	1 per 2.0 ft ²	Base Ply: SBS-TA	<u>Insulation Layer(s)</u> : One or more, min. 1-inch Trisotech G, Trisotech CGF, EnergyGuard Polyiso Insulation, Trisotech, H-Shield, ISO 95+ GL, Multi-Max FA3, RESISTA, UltraMax or Styrofoam Brand Roofmate, Highload 60 or Plazamate <u>Coverboard</u> : Min. 0.5-inch DensDeck Prime, DEXcell FA Glass Mat Roof Board, SECUROCK Gypsum-Fiber Roof Board or SECUROCK Cement Roof Board or min. 7/16-inch DEXcell Cement Roof Board	LRFIA or LRFIA(BG)	SBS-TA	(Optional) SBS-TA	SBS-TA	-67.5
S-186.	Min. 22 ga., Type B, Grade 40 steel; 6 ft span; #12 HWH Tek 5 with 3/4" washers, 6" o.c.	Min. 0.5-inch DensDeck Prime or SECUROCK Gypsum-Fiber Roof Board	Tremco #14 HD Fastener with Tremco 3" Metal Insulation Plate or Dekfast DF-#14-PH3 with Dekfast PLT-R-3	1 per 1.3 ft ²	Base Ply: SBS-TA	<u>Insulation Layer(s)</u> : One or more, min. 1-inch Trisotech G, Trisotech CGF, EnergyGuard Polyiso Insulation, Trisotech, H-Shield, ISO 95+ GL, Multi-Max FA3, RESISTA, UltraMax or Styrofoam Brand Roofmate, Highload 60 or Plazamate <u>Coverboard</u> : Min. 0.5-inch DensDeck Prime, SECUROCK Gypsum Fiber Roof Board or SECUROCK Cement Roof Board or min. 7/16-inch DEXcell Cement Roof Board	LRFIA or LRFIA(BG), 6-inch o.c.	SBS-TA	(Optional) SBS-TA	SBS-TA	-90.0
S-187.	Min. 22 ga., Type B, Grade 40 steel; 6 ft span; #12 HWH Tek 5, 6" o.c.	Min. 0.5-inch SECUROCK Gypsum-Fiber Roof Board	Tremco #15 EHD Fastener with Tremco 3" Metal Insulation Plate	1 per 2.0 ft ²	AVC Primer followed by AVC or AVC Primer or AVC Primer (WB) followed by AVC Max	<u>Insulation Layer(s)</u> : (Optional) One or more, min. 1-inch Trisotech G, Trisotech CGF or Trisotech <u>Coverboard</u> : Min. 0.5-inch DensDeck Prime or SECUROCK Gypsum Fiber Roof Board	LRFIA or LRFIA(BG)	APP-TA	(Optional) APP-TA	APP-TA	-52.5
S-188.	Min. 22 ga., Type B, Grade 40 steel; 6 ft span; #12 HWH Tek 5, 6" o.c.	Min. 0.5-inch DensDeck Prime	Tremco #14 HD Fastener with Tremco 3" Metal Insulation Plate or Dekfast DF-#14-PH3 with Dekfast PLT-R-3	1 per 2.0 ft ²	Base Ply: SBS-TA	<u>Insulation Layer(s)</u> : One or more, min. 1-inch Trisotech G, Trisotech CGF, EnergyGuard Polyiso Insulation, Trisotech, H-Shield, ISO 95+ GL, Multi-Max FA3, RESISTA, UltraMax or Styrofoam Brand Roofmate, Highload 60 or Plazamate <u>Coverboard</u> : Min. 0.5-inch DensDeck Prime, DEXcell FA Glass Mat Roof Board or SECUROCK Cement Roof Board or min. 7/16-inch DEXcell Cement Roof Board	LRFIA or LRFIA(BG)	APP-TA	(Optional) APP-TA	APP-TA	-67.5
S-189.	Min. 22 ga., Type B, Grade 40 steel; 6 ft span; #12 HWH Tek 5, 6" o.c.	Min. 0.5-inch DEXcell FA Glass Mat Roof Board	Dekfast DF-#14-PH3 with Dekfast PLT-R-3	1 per 2.0 ft ²	Base Ply: SBS-TA	<u>Insulation Layer(s)</u> : One or more, min. 1-inch Trisotech G, Trisotech CGF, EnergyGuard Polyiso Insulation, Trisotech, H-Shield, ISO 95+ GL, Multi-Max FA3, RESISTA, UltraMax or Styrofoam Brand Roofmate, Highload 60 or Plazamate <u>Coverboard</u> : Min. 0.5-inch DensDeck Prime, DEXcell FA Glass Mat Roof Board or SECUROCK Cement Roof Board or min. 7/16-inch DEXcell Cement Roof Board	LRFIA or LRFIA(BG)	APP-TA	(Optional) APP-TA	APP-TA	-67.5

TABLE 2D: STEEL DECKS - NEW CONSTRUCTION, REROOF (TEAR-OFF)
SYSTEM TYPE B-2: MECHANICALLY ATTACHED THERMAL BARRIER, BONDED VAPOR BARRIER, BONDED TOP INSULATION, BONDED ROOF COVER

System No.	Deck (Note 1)	Thermal Barrier			Vapor Barrier (Note 15)	Insulation Layer(s)	Attach (Notes 6,7,8)	Roof Cover (Note 15)			MDP (psf)
		Type	Fastener (Note 11)	Attach				Type	Base Ply	Ply	
S-190.	Min. 22 ga., Type B, Grade 40 steel; 6 ft span; #12 HWH Tek 5, 6" o.c.	Min. 0.5-inch SECUROCK Gypsum-Fiber Roof Board	Tremco #14 HD Fastener with Tremco 3" Metal Insulation Plate	1 per 2.0 ft ²	Base Ply: SBS-TA	<p><u>Insulation Layer(s)</u>: One or more, min. 1-inch Trisotech G, Trisotech CGF, EnergyGuard Polyiso Insulation, Trisotech, H-Shield, ISO 95+ GL, Multi-Max FA3, RESISTA, UltraMax or Styrofoam Brand Roofmate, Highload 60 or Plazamate</p> <p><u>Coverboard</u>: Min. 0.5-inch DensDeck Prime, DEXcell FA Glass Mat Roof Board or SECUROCK Cement Roof Board or min. 7/16-inch DEXcell Cement Roof Board</p>	LRFIA or LRFIA(BG)	APP-TA	(Optional) APP-TA	APP-TA	-67.5
S-191.	Min. 22 ga., Type B, Grade 40 steel; 6 ft span; #12 HWH Tek 5 with 3/8" washers, 6" o.c.	Min. 0.5-inch DensDeck Prime or SECUROCK Gypsum-Fiber Roof Board	Tremco #14 HD Fastener with Tremco 3" Metal Insulation Plate or Dekfast DF-#14-PH3 with Dekfast PLT-R-3	1 per 1.3 ft ²	Base Ply: SBS-TA	<p><u>Insulation Layer(s)</u>: One or more, min. 1-inch Trisotech G, Trisotech CGF, EnergyGuard Polyiso Insulation, Trisotech, H-Shield, ISO 95+ GL, Multi-Max FA3, RESISTA, UltraMax or Styrofoam Brand Roofmate, Highload 60 or Plazamate</p> <p><u>Coverboard</u>: Min. 0.5-inch DensDeck Prime, SECUROCK Gypsum Fiber Roof Board or SECUROCK Cement Roof Board or min. 7/16-inch DEXcell Cement Roof Board</p>	LRFIA or LRFIA(BG), 6-inch o.c.	APP-TA	(Optional) APP-TA	APP-TA	-90.0

TABLE 2E: STEEL OR STRUCTURAL CONCRETE DECKS – NEW CONSTRUCTION, REROOF (TEAR-OFF) OR RECOVER
SYSTEM TYPE C-1: MECHANICALLY ATTACHED INSULATION, BONDED ROOF COVER

System No.	Deck (Note 1)	Base Insulation Layer (Note 3, Note 13)	Top Insulation Layer			Roof Cover (Note 15)			MDP (psf)	
			Type	Fastener (Note 11)	Attach	Base Ply	Ply	Cap Ply		
BURMASTIC ADHESIVE MC APPLIED BASE PLY:										
S-192.	Min. 22 ga., type B, Grade 40 steel; 6 ft span; 5/8" puddle welds, 6" o.c.	One or more layers, any combination, min. 1.5-inch total thickness, loose laid	Min. 1-inch Roxul MonoBoard Plus or Min. 2-inch TopRock DD Plus	Tremco #15 EHD Fastener with Trufast Coiled Batten Bar-Deep Well (BB-20R-3-DW)	12-inch o.c. through bars spaced 18-inch o.c.	BP-CA1 or SBS-CA1	(Optional) One or more BP-CA1 or SBS-CA1	BP-CA1 or SBS-CA1	-52.5	
BURMASTIC ADHESIVE MC APPLIED BASE PLY:										
S-193.	Min. 22 ga., type B, Grade 33 steel; 6 ft span; #12 HWH Tek 5, 6" o.c. or min. 2,500 psi structural concrete	One or more layers, any combination, min. 1.5-inch total thickness, loose laid	Min. 0.5-inch DensDeck Prime or SECUROCK Gypsum-Fiber Roof Board	Note 2	1 per 1.6 ft ²	BP-CA6 or SBS-CA6	(Optional) One or more BP-CA1, BP-CA6, SBS-CA1 or SBS-CA6	BP-CA1, BP-CA6, SBS-CA1 or SBS-CA6	-60.0	
S-194.	Min. 22 ga., type B, Grade 40 steel; 6 ft span; 5/8" puddle welds, 6" o.c. or min. 2,500 psi structural concrete	One or more layers, any combination, min. 1.5-inch total thickness, loose laid	Min. 1-inch Roxul MonoBoard Plus or Min. 2-inch TopRock DD Plus	Tremco #15 EHD Fastener with Trufast Coiled Batten Bar-Deep Well (BB-20R-3-DW)	12-inch o.c. through bars spaced 18-inch o.c.	BP-CA6 or SBS-CA6	(Optional) One or more BP-CA1 or SBS-CA1	BP-CA1, BP-CA6, SBS-CA1 or SBS-CA6	-60.0	

TABLE 2E: STEEL OR STRUCTURAL CONCRETE DECKS – NEW CONSTRUCTION, REROOF (TEAR-OFF) OR RECOVER
SYSTEM TYPE C-1: MECHANICALLY ATTACHED INSULATION, BONDED ROOF COVER

System No.	Deck (Note 1)	Base Insulation Layer (Note 3, Note 13)	Top Insulation Layer			Roof Cover (Note 15)			MDP (psf)
			Type	Fastener (Note 11)	Attach	Base Ply	Ply	Cap Ply	
S-195.	Min. 22 ga., type B, Grade 40 steel; 6 ft span; 5/8" puddle welds, 6" o.c. or min. 2,500 psi structural concrete	One or more layers, any combination, min. 1.5-inch total thickness, loose laid	Min. 1-inch Roxul MonoBoard Plus or Min. 2-inch TopRock DD Plus	Tremco #15 EHD Fastener with Trufast Coiled Batten Bar-Deep Well (BB-20R-3-DW)	12-inch o.c. through bars spaced 18-inch o.c.	BP-CA6 or SBS-CA6	(Optional) One or more BP-CA6 or SBS-CA6	BP-CA1, BP-CA6, SBS-CA1 or SBS-CA6	-67.5
S-196.	Min. 22 ga., type B, Grade 80 steel; 6 ft span; #12 HWH Tekes 5 with 3/4" washers, 6" o.c.	One or more layers, any combination, min. 1.5-inch total thickness, loose laid	Min. 0.125-inch TremBoard AC	Dekfast DF-#15-PH3 with Dekfast PLT-R-3, Tremco #1510 XHD Fastener with Tremco 3" Ribbed Galvalume Plate, Tremco #15 EHD with Tremco 3" Metal Insulation Plate	1 per 2.0 ft ²	BP-CA6 or SBS-CA6	(Optional) One or more BP-CA6 or SBS-CA6	BP-CA1, BP-CA6, SBS-CA1 or SBS-CA6	-67.5
S-197.	Min. 22 ga., type B, Grade 80 steel; 6 ft span; #12 HWH Tekes 5 with 3/4" washers, 6" o.c.	One or more layers, any combination, min. 1.5-inch total thickness, loose laid	Min. 0.5-inch DensDeck Prime	Tremco #1510 XHD Fastener with Tremco 3-in. Ribbed Galvalume Plate or Tremco #15 EHD with Tremco 3" Metal Insulation Plate	1 per 2.0 ft ²	BP-CA6 or SBS-CA6	(Optional) One or more BP-CA6 or SBS-CA6	BP-CA1, BP-CA6, SBS-CA1 or SBS-CA6	-75.0
S-198.	Min. 22 ga., type B, Grade 80 steel; 6 ft span; #12 HWH Tekes 5 with 3/4" washers, 6" o.c.	One or more layers, any combination, min. 1.5-inch total thickness, loose laid	Min. 0.5-inch SECUROCK Gypsum-Fiber Roof Board	Tremco #15 EHD with Tremco 3" Metal Insulation Plate	1 per 2.0 ft ²	BP-CA6 or SBS-CA6	(Optional) One or more BP-CA6 or SBS-CA6	BP-CA1, BP-CA6, SBS-CA1 or SBS-CA6	-75.0
S-199.	Min. 22 ga., type B, Grade 33 steel; 6 ft span; two (2) #12 HWH Tekes 5 with 3/4" washers, 6" o.c. or min. 2,500 psi structural concrete	One or more layers, any combination, min. 1.5-inch total thickness, loose laid	Min. 0.5-inch DensDeck Prime or SECUROCK Gypsum-Fiber Roof Board	Tremco #14 HD with Tremco 3" Metal Insulation Plate	1 per 1.3 ft ²	BP-CA6 or SBS-CA6	(Optional) One or more BP-CA6 or SBS-CA6	BP-CA1, BP-CA6, SBS-CA1 or SBS-CA6	-97.5
POWERPLY ENDURE BIO ADHESIVE TF APPLIED BASE PLY:									
S-200.	Min. 22 ga., type B, Grade 40 steel; 6 ft span; #12 HWH Tekes 5, 6" o.c. or min. 2,500 psi structural concrete	One or more layers, any combination, min. 1.5-inch total thickness, loose laid	Min. 0.25-inch DenDeck, DensDeck Prime, DEXcell FA Glass Mat Roof Board or SECUROCK Gypsum-Fiber Roof Board	Note 2 (min. #14 fasteners only)	1 per 2.0 ft ² (16 per 4x8 ft board)	POWERply Endure 100, 200, 300 or 320 Smooth in POWERply Endure BIO Adhesive TF	(Optional) POWERply Endure 100, 200, 300 or 320 Smooth in POWERply Endure BIO Adhesive TF	POWERply Endure 100, 200, 300 or 320 FR in POWERply Endure BIO Adhesive TF	-52.5*
S-201.	Min. 22 ga., type B, Grade 40 steel; 6 ft span; #12 HWH Tekes 5, 6" o.c. or min. 2,500 psi structural concrete	One or more layers, any combination, min. 1.5-inch total thickness, loose laid	Min. 0.5-inch Structodek HD with Primed Red Coating	Note 2 (min. #14 fasteners only)	1 per 2.0 ft ² (16 per 4x8 ft board)	POWERply Endure 100, 200, 300 or 320 Smooth in POWERply Endure BIO Adhesive TF	(Optional) POWERply Endure 100, 200, 300 or 320 Smooth in POWERply Endure BIO Adhesive TF	POWERply Endure 100, 200, 300 or 320 FR in POWERply Endure BIO Adhesive TF	-60.0*
S-202.	Min. 22 ga., type B, Grade 33 steel; 6 ft span; #12 HWH Tekes 5, 6" o.c. or min. 2,500 psi structural concrete	One or more layers, any combination, min. 1.5-inch total thickness, loose laid	Min. 0.5-inch DensDeck Prime or SECUROCK Gypsum-Fiber Roof Board	Note 2	1 per 1.6 ft ²	BP-CA5 or SBS-CA5	(Optional) One or more BP-CA5 or SBS-CA5	BP-CA5 or SBS-CA5	-60.0

TABLE 2E: STEEL OR STRUCTURAL CONCRETE DECKS – NEW CONSTRUCTION, REROOF (TEAR-OFF) OR RECOVER
SYSTEM TYPE C-1: MECHANICALLY ATTACHED INSULATION, BONDED ROOF COVER

System No.	Deck (Note 1)	Base Insulation Layer (Note 3, Note 13)	Top Insulation Layer			Roof Cover (Note 15)			MDP (psf)
			Type	Fastener (Note 11)	Attach	Base Ply	Ply	Cap Ply	
S-203.	Min. 22 ga., type B, Grade 40 steel; 6 ft span; 5/8" puddle welds, 6" o.c.	One or more layers, any combination, min. 1.5-inch total thickness, loose laid	Min. 1-inch Roxul MonoBoard Plus or Min. 2-inch TopRock DD Plus	Tremco #15 EHD Fastener with Trufast Coiled Batten Bar-Deep Well (BB-20R-3-DW)	12-inch o.c. through bars spaced 18-inch o.c.	BP-CA5 or SBS-CA5	(Optional) One or more BP-CA5 or SBS-CA5	BP-CA5 or SBS-CA5	-67.5
S-204.	Min. 22 ga., type B, Grade 80 steel; 6 ft span; #12 HWH Tek 5 with 3/4" washers, 6" o.c.	One or more layers, any combination, min. 1.5-inch total thickness, loose laid	Min. 0.125-inch TremBoard AC or STURDY-DEK Asphaltic Coverboard	Dekfast DF-#15-PH3 with Dekfast PLT-R-3, Tremco #1510 XHD Fastener with Tremco 3" Ribbed Galvalume Plate, Tremco #15 EHD with Tremco 3" Metal Insulation Plate	1 per 2.0 ft ²	BP-CA5 or SBS-CA5	(Optional) One or more BP-CA5 or SBS-CA5	BP-CA5 or SBS-CA5	-67.5
S-205.	Min. 22 ga., type B, Grade 80 steel; 6 ft span; #12 HWH Tek 5 with 3/4" washers, 6" o.c.	One or more layers, any combination, min. 1.5-inch total thickness, loose laid	Min. 0.5-inch DensDeck Prime	Tremco #1510 XHD Fastener with Tremco 3-in. Ribbed Galvalume Plate or Tremco #15 EHD with Tremco 3" Metal Insulation Plate	1 per 2.0 ft ²	BP-CA5 or SBS-CA5	(Optional) One or more BP-CA5 or SBS-CA5	BP-CA5 or SBS-CA5	-75.0
S-206.	Min. 22 ga., type B, Grade 80 steel; 6 ft span; #12 HWH Tek 5 with 3/4" washers, 6" o.c.	One or more layers, any combination, min. 1.5-inch total thickness, loose laid	Min. 0.5-inch SECUROCK Gypsum-Fiber Roof Board	Tremco #15 EHD with Tremco 3" Metal Insulation Plate	1 per 2.0 ft ²	BP-CA5 or SBS-CA5	(Optional) One or more BP-CA5 or SBS-CA5	BP-CA5 or SBS-CA5	-75.0
S-207.	Min. 22 ga., type B, Grade 33 steel; 6 ft span; two (2) #12 HWH Tek 5 with 3/4" washers, 6" o.c. or min. 2,500 psi structural concrete	One or more layers, any combination, min. 1.5-inch total thickness, loose laid	Min. 0.5-inch Dens Deck Prime	Tremco #14 HD with Tremco 3" Metal Insulation Plate	1 per 1.3 ft ²	BP-CA5 or SBS-CA5	(Optional) One or more BP-CA5 or SBS-CA5	BP-CA5 or SBS-CA5	-82.5
S-208.	Min. 22 ga., type B, Grade 80 steel; 6 ft span; #12 HWH Tek 5 with 3/4" washers, 6" o.c.	One or more layers, any combination, min. 1.5-inch total thickness, loose laid	Min. 0.5-inch SECUROCK Gypsum-Fiber Roof Board	Dekfast DF-#15-PH3 with Dekfast PLT-R-3, Tremco #1510 XHD Fastener with Tremco 3" Ribbed Galvalume Plate, Tremco #15 EHD with Tremco 3" Metal Insulation Plate	1 per 1.0 ft ²	BP-CA5 or SBS-CA5	(Optional) One or more BP-CA5 or SBS-CA5	BP-CA5 or SBS-CA5	-165.0
HOT-ASPHALT-APPLIED BASE PLY:									
S-209.	Min. 22 ga., type B, Grade 40 steel; 6 ft span; #12 HWH Tek 5, 6" o.c. or min. 2,500 psi structural concrete	One or more layers, any combination, min. 1.5-inch total thickness, loose laid	Min. 0.25-inch DenDeck, DensDeck Prime, DEXcell FA Glass Mat Roof Board or SECUROCK Gypsum-Fiber Roof Board	Note 2 (min. #14 fasteners only)	1 per 2.0 ft ² (16 per 4x8 ft board)	POWERply Endure 100, 200, 300 or 320 Smooth in hot asphalt	(Optional) POWERply Endure 100, 200, 300 or 320 Smooth in hot asphalt	POWERply Endure 100, 200, 300 or 320 FR in hot asphalt	-52.5*

TABLE 2E: STEEL OR STRUCTURAL CONCRETE DECKS – NEW CONSTRUCTION, REROOF (TEAR-OFF) OR RECOVER
SYSTEM TYPE C-1: MECHANICALLY ATTACHED INSULATION, BONDED ROOF COVER

System No.	Deck (Note 1)	Base Insulation Layer (Note 3, Note 13)	Top Insulation Layer			Roof Cover (Note 15)			MDP (psf)
			Type	Fastener (Note 11)	Attach	Base Ply	Ply	Cap Ply	
S-210.	Min. 22 ga., type B, Grade 40 steel; 6 ft span; #12 HWH Tekes 5, 6" o.c. or min. 2,500 psi structural concrete	One or more layers, any combination, min. 1.5-inch total thickness, loose laid	Min. 0.5-inch Structodek HD with Primed Red Coating	Note 2 (min. #14 fasteners only)	1 per 2.0 ft ² (16 per 4x8 ft board)	POWERply Endure 100, 200, 300 or 320 Smooth in hot asphalt	(Optional) POWERply Endure 100, 200, 300 or 320 Smooth in hot asphalt	POWERply Endure 100, 200, 300 or 320 FR in hot asphalt	-60.0*
S-211.	Min. 22 ga., type B, Grade 33 steel; 6 ft span; #12 HWH Tekes 5, 6" o.c. or min. 2,500 psi structural concrete	One or more layers, any combination, min. 1.5-inch total thickness, loose laid	Min. 0.5-inch DensDeck Prime or SECUROCK Gypsum-Fiber Roof Board	Note 2	1 per 1.6 ft ²	BP-AA, SBS-AA	(Optional) One or more BP-CA1, BP-AA, SBS-CA1, SBS-AA or APP-TA	BP-CA1, BP-AA, SBS-CA1, SBS-AA or APP-TA	-60.0
S-212.	Min. 22 ga., type B, Grade 40 steel; 6 ft span; 5/8" puddle welds, 6" o.c.	One or more layers, any combination, min. 1.5-inch total thickness, loose laid	Min. 1-inch Roxul MonoBoard Plus or Min. 2-inch TopRock DD Plus	Tremco #15 EHD Fastener with Trufast Coiled Batten Bar-Deep Well (BB-20R-3-DW)	12-inch o.c. through bars spaced 18-inch o.c.	BP-AA, SBS-AA	(Optional) One or more BP-CA1, BP-AA, SBS-CA1, SBS-AA or APP-TA	BP-CA1, BP-AA, SBS-CA1, SBS-AA or APP-TA	-67.5
S-213.	Min. 22 ga., type B, Grade 80 steel; 6 ft span; #12 HWH Tekes 5 with 3/4" washers, 6" o.c.	One or more layers, any combination, min. 1.5-inch total thickness, loose laid	Min. 0.125-inch TremBoard AC or STURDY-DEK Asphaltic Coverboard	Dekfast DF-#15-PH3 with Dekfast PLT-R-3, Tremco #1510 XHD Fastener with Tremco 3" Ribbed Galvalume Plate, Tremco #15 EHD with Tremco 3" Metal Insulation Plate	1 per 2.0 ft ²	BP-AA, SBS-AA	(Optional) One or more BP-CA1, BP-AA, SBS-CA1, SBS-AA or APP-TA	BP-CA1, BP-AA, SBS-CA1, SBS-AA or APP-TA	-67.5
S-214.	Min. 22 ga., type B, Grade 80 steel; 6 ft span; #12 HWH Tekes 5 with 3/4" washers, 6" o.c.	One or more layers, any combination, min. 1.5-inch total thickness, loose laid	Min. 0.5-inch DensDeck Prime	Tremco #1510 XHD Fastener with Tremco 3-in. Ribbed Galvalume Plate or Tremco #15 EHD with Tremco 3" Metal Insulation Plate	1 per 2.0 ft ²	BP-AA, SBS-AA	(Optional) BP-AA, SBS-AA or APP-TA	BP-CA1, BP-AA, SBS-CA1, SBS-AA or APP-TA	-75.0
S-215.	Min. 22 ga., type B, Grade 80 steel; 6 ft span; #12 HWH Tekes 5 with 3/4" washers, 6" o.c.	One or more layers, any combination, min. 1.5-inch total thickness, loose laid	Min. 0.5-inch SECUROCK Gypsum-Fiber Roof Board	Tremco #15 EHD with Tremco 3" Metal Insulation Plate	1 per 2.0 ft ²	BP-AA, SBS-AA	(Optional) BP-AA, SBS-AA or APP-TA	BP-CA1, BP-AA, SBS-CA1, SBS-AA or APP-TA	-75.0
S-216.	Min. 22 ga., type B, Grade 33 steel; 6 ft span, two (2) #12 HWH Tekes 5 with 3/4" washers, 6" o.c. or min. 2,500 psi structural concrete	One or more layers, any combination, min. 1.5-inch total thickness, loose laid	Min. 0.5-inch DensDeck Prime	Tremco #14 HD with Tremco 3" Metal Insulation Plate	1 per 1.3 ft ²	BP-AA, SBS-AA	(Optional) BP-AA, SBS-AA or APP-TA	BP-CA1, BP-AA, SBS-CA1, SBS-AA or APP-TA	-112.5
S-217.	Min. 22 ga., type B, Grade 33 steel; 6 ft span, two (2) #12 HWH Tekes 5 with 3/4" washers, 6" o.c. or min. 2,500 psi structural concrete	One or more layers, any combination, min. 1.5-inch total thickness, loose laid	Min. 0.5-inch DensDeck Prime	Tremco #14 HD with Tremco 3" Metal Insulation Plate	1 per 1.0 ft ²	BP-AA, SBS-AA	(Optional) BP-AA, SBS-AA or APP-TA	BP-AA, SBS-AA or APP-TA	-157.5
S-218.	Min. 22 ga., type B, Grade 33 steel; 6 ft span, two (2) #12 HWH Tekes 5 with 3/4" washers, 6" o.c. or min. 2,500 psi structural concrete	One or more layers, any combination, min. 1.5-inch total thickness, loose laid	Min. 0.5-inch SECUROCK Gypsum-Fiber Roof Board	Tremco #14 HD with Tremco 3" Metal Insulation Plate	1 per 1.3 ft ²	BP-AA, SBS-AA	(Optional) BP-AA, SBS-AA or APP-TA	BP-AA, SBS-AA or APP-TA	-157.5

TABLE 2E: STEEL OR STRUCTURAL CONCRETE DECKS – NEW CONSTRUCTION, REROOF (TEAR-OFF) OR RECOVER
SYSTEM TYPE C-1: MECHANICALLY ATTACHED INSULATION, BONDED ROOF COVER

System No.	Deck (Note 1)	Base Insulation Layer (Note 3 , Note 13)	Top Insulation Layer			Roof Cover (Note 15)			MDP (psf)
			Type	Fastener (Note 11)	Attach	Base Ply	Ply	Cap Ply	
S-219.	Min. 22 ga., type B, Grade 33 steel; 6 ft span, two (2) #12 HWH Tekes 5 with 3/4" washers, 6" o.c. or min. 2,500 psi structural concrete	One or more layers, any combination, min. 1.5-inch total thickness, loose laid	Min. 0.5-inch SECUROCK Gypsum-Fiber Roof Board	Tremco #14 HD with Tremco 3" Metal Insulation Plate	1 per 1.0 ft ²	BP-AA, SBS-AA	(Optional) BP-AA, SBS-AA, APP-TA	BP-AA, SBS-AA, APP-TA	-172.5
S-220.	Min. 22 ga., type B, Grade 33 steel; 6 ft span; #12 HWH Tekes 5, 6" o.c. or min. 2,500 psi structural concrete	One or more layers, any combination, min. 1.5-inch total thickness, loose laid	Min. 0.5-inch DensDeck Prime or SECUROCK Gypsum-Fiber Roof Board	Note 2	1 per 1.6 ft ²	SBS-AA	(Optional) One or more SBS-AA, SBS-TA	SBS-TA	-60.0
S-221.	Min. 22 ga., type B, Grade 40 steel; 6 ft span; 5/8" puddle welds, 6" o.c.	One or more layers, any combination, min. 1.5-inch total thickness, loose laid	Min. 1-inch Roxul MonoBoard Plus or Min. 2-inch TopRock DD Plus	Tremco #15 EHD Fastener with Trufast Coiled Batten Bar-Deep Well (BB-20R-3-DW)	12-inch o.c. through bars spaced 18-inch o.c.	SBS-AA	(Optional) One or more SBS-AA, SBS-TA	SBS-TA	-67.5
S-222.	Min. 22 ga., type B, Grade 80 steel; 6 ft span, #12 HWH Tekes 5 with 3/4" washers, 6" o.c.	One or more layers, any combination, min. 1.5-inch total thickness, loose laid	Min. 0.125-inch TremBoard AC or STURDY-DEK Asphaltic Coverboard	Dekfast DF-#15-PH3 with Dekfast PLT-R-3, Tremco #1510 XHD Fastener with Tremco 3" Ribbed Galvalume Plate, Tremco #15 EHD with Tremco 3" Metal Insulation Plate	1 per 2.0 ft ²	SBS-AA	(Optional) One or more SBS-AA, SBS-TA	SBS-TA	-67.5
S-223.	Min. 22 ga., type B, Grade 80 steel; 6 ft span; #12 HWH Tekes 5 with 3/4" washers, 6" o.c.	One or more layers, any combination, min. 1.5-inch total thickness, loose laid	Min. 0.5-inch DensDeck Prime	Tremco #1510 XHD Fastener with Tremco 3-in. Ribbed Galvalume Plate or Tremco #15 EHD with Tremco 3" Metal Insulation Plate	1 per 2.0 ft ²	SBS-AA	(Optional) One or more SBS-AA, SBS-TA	SBS-TA	-75.0
S-224.	Min. 22 ga., type B, Grade 80 steel; 6 ft span; #12 HWH Tekes 5 with 3/4" washers, 6" o.c.	One or more layers, any combination, min. 1.5-inch total thickness, loose laid	Min. 0.5-inch SECUROCK Gypsum-Fiber Roof Board	Tremco #15 EHD with Tremco 3" Metal Insulation Plate	1 per 2.0 ft ²	SBS-AA	(Optional) One or more SBS-AA, SBS-TA	SBS-TA	-75.0
S-225.	Min. 22 ga., type B, Grade 33 steel; 6 ft span, two (2) #12 HWH Tekes 5 with 3/4" washers, 6" o.c. or min. 2,500 psi structural concrete	One or more layers, any combination, min. 1.5-inch total thickness, loose laid	Min. 0.5-inch DensDeck Prime	Tremco #14 HD with Tremco 3" Metal Insulation Plate	1 per 1.3 ft ²	SBS-AA	(Optional) One or more SBS-AA, SBS-TA	SBS-TA	-112.5
S-226.	Min. 22 ga., type B, Grade 33 steel; 6 ft span, two (2) #12 HWH Tekes 5 with 3/4" washers, 6" o.c. or min. 2,500 psi structural concrete	One or more layers, any combination, min. 1.5-inch total thickness, loose laid	Min. 0.5-inch DensDeck Prime	Tremco #14 HD with Tremco 3" Metal Insulation Plate	1 per 1.0 ft ²	SBS-AA	(Optional) One or more SBS-AA, SBS-TA	SBS-TA	-157.5
S-227.	Min. 22 ga., type B, Grade 33 steel; 6 ft span, two (2) #12 HWH Tekes 5 with 3/4" washers, 6" o.c. or min. 2,500 psi structural concrete	One or more layers, any combination, min. 1.5-inch total thickness, loose laid	Min. 0.5-inch SECUROCK Gypsum-Fiber Roof Board	Tremco #14 HD with Tremco 3" Metal Insulation Plate	1 per 1.3 ft ²	SBS-AA	(Optional) One or more SBS-AA, SBS-TA	SBS-TA	-157.5

TABLE 2E: STEEL OR STRUCTURAL CONCRETE DECKS – NEW CONSTRUCTION, REROOF (TEAR-OFF) OR RECOVER
SYSTEM TYPE C-1: MECHANICALLY ATTACHED INSULATION, BONDED ROOF COVER

System No.	Deck (Note 1)	Base Insulation Layer (Note 3, Note 13)	Top Insulation Layer			Roof Cover (Note 15)			MDP (psf)
			Type	Fastener (Note 11)	Attach	Base Ply	Ply	Cap Ply	
S-228.	Min. 22 ga., type B, Grade 33 steel; 6 ft span, two (2) #12 HWH Tek 5 with ¼" washers, 6" o.c. or min. 2,500 psi structural concrete	One or more layers, any combination, min. 1.5-inch total thickness, loose laid	Min. 0.5-inch SECUROCK Gypsum-Fiber Roof Board	Tremco #14 HD with Tremco 3" Metal Insulation Plate	1 per 1.0 ft ²	SBS-AA	(Optional) One or more SBS-AA, SBS-TA	SBS-TA	-172.5
SEBS-APPLIED BASE PLY:									
S-229.	Min. 22 ga., type B, Grade 40 steel; 6 ft span; #12 HWH Tek 5, 6" o.c. or min. 2,500 psi structural concrete	One or more layers, any combination, min. 1.5-inch total thickness, loose laid	Min. 0.25-inch DenDeck, DensDeck Prime, DEXcell FA Glass Mat Roof Board or SECUROCK Gypsum-Fiber Roof Board	Note 2 (min. #14 fasteners only)	1 per 2.0 ft ² (16 per 4x8 ft board)	POWERply Endure 100, 200, 300 or 320 Smooth in THERMastic 80	(Optional) POWERply Endure 100, 200, 300 or 320 Smooth in THERMastic 80	POWERply Endure 100, 200, 300 or 320 FR in THERMastic 80	-52.5*
S-230.	Min. 22 ga., type B, Grade 40 steel; 6 ft span; #12 HWH Tek 5, 6" o.c. or min. 2,500 psi structural concrete	One or more layers, any combination, min. 1.5-inch total thickness, loose laid	Min. 0.5-inch Structodek HD with Primed Red Coating	Note 2 (min. #14 fasteners only)	1 per 2.0 ft ² (16 per 4x8 ft board)	POWERply Endure 100, 200, 300 or 320 Smooth in THERMastic 80	(Optional) POWERply Endure 100, 200, 300 or 320 Smooth in THERMastic 80	POWERply Endure 100, 200, 300 or 320 FR in THERMastic 80	-60.0*
S-231.	Min. 22 ga., type B, Grade 33 steel; 6 ft span; #12 HWH Tek 5, 6" o.c. or min. 2,500 psi structural concrete	One or more layers, any combination, min. 1.5-inch total thickness, loose laid	Min. 0.5-inch DensDeck Prime or SECUROCK Gypsum-Fiber Roof Board	Note 2	1 per 1.6 ft ²	BP-SEBS, SBS-SEBS	(Optional) BP-SEBS, SBS-SEBS	SBS-SEBS	-60.0
S-232.	Min. 22 ga., type B, Grade 40 steel; 6 ft span; 5/8" puddle welds, 6" o.c.	One or more layers, any combination, min. 1.5-inch total thickness, loose laid	Min. 1-inch Roxul MonoBoard Plus or Min. 2-inch TopRock DD Plus	Tremco #15 EHD Fastener with Trufast Coiled Batten Bar-Deep Well (BB-20R-3-DW)	12-inch o.c. through bars spaced 18-inch o.c.	BP-SEBS, SBS-SEBS	(Optional) BP-SEBS, SBS-SEBS	SBS-SEBS	-67.5
S-233.	Min. 22 ga., type B, Grade 80 steel; 6 ft span; #12 HWH Tek 5 with ¼" washers, 6" o.c.	One or more layers, any combination, min. 1.5-inch total thickness, loose laid	Min. 0.125-inch TremBoard AC or STURDY-DEK Asphaltic Coverboard	Dekfast DF-#15-PH3 with Dekfast PLT-R-3, Tremco #1510 XHD Fastener with Tremco 3" Ribbed Galvalume Plate, Tremco #15 EHD with Tremco 3" Metal Insulation Plate	1 per 2.0 ft ²	BP-SEBS, SBS-SEBS	(Optional) BP-SEBS, SBS-SEBS	SBS-SEBS	-67.5
S-234.	Min. 22 ga., type B, Grade 80 steel; 6 ft span; #12 HWH Tek 5 with ¼" washers, 6" o.c.	One or more layers, any combination, min. 1.5-inch total thickness, loose laid	Min. 0.5-inch DensDeck Prime	Tremco #1510 XHD Fastener with Tremco 3-in. Ribbed Galvalume Plate or Tremco #15 EHD with Tremco 3" Metal Insulation Plate	1 per 2.0 ft ²	BP-SEBS, SBS-SEBS	(Optional) BP-SEBS, SBS-SEBS	SBS-SEBS	-75.0
S-235.	Min. 22 ga., type B, Grade 80 steel; 6 ft span; #12 HWH Tek 5 with ¼" washers, 6" o.c.	One or more layers, any combination, min. 1.5-inch total thickness, loose laid	Min. 0.5-inch SECUROCK Gypsum-Fiber Roof Board	Tremco #15 EHD with Tremco 3" Metal Insulation Plate	1 per 2.0 ft ²	BP-SEBS, SBS-SEBS	(Optional) BP-SEBS, SBS-SEBS	SBS-SEBS	-75.0

TABLE 2E: STEEL OR STRUCTURAL CONCRETE DECKS – NEW CONSTRUCTION, REROOF (TEAR-OFF) OR RECOVER
SYSTEM TYPE C-1: MECHANICALLY ATTACHED INSULATION, BONDED ROOF COVER

System No.	Deck (Note 1)	Base Insulation Layer (Note 3, Note 13)	Top Insulation Layer			Roof Cover (Note 15)			MDP (psf)
			Type	Fastener (Note 11)	Attach	Base Ply	Ply	Cap Ply	
S-236.	Min. 22 ga., type B, Grade 33 steel; 6 ft span, two (2) #12 HWH Tek 5 with 3/4" washers, 6" o.c. or min. 2,500 psi structural concrete	One or more layers, any combination, min. 1.5-inch total thickness, loose laid	Min. 0.5-inch DensDeck Prime	Tremco #14 HD with Tremco 3" Metal Insulation Plate	1 per 1.3 ft ²	BP-SEBS, SBS-SEBS	(Optional) BP-SEBS, SBS-SEBS	SBS-SEBS	-112.5
S-237.	Min. 22 ga., type B, Grade 33 steel; 6 ft span, two (2) #12 HWH Tek 5 with 3/4" washers, 6" o.c. or min. 2,500 psi structural concrete	One or more layers, any combination, min. 1.5-inch total thickness, loose laid	Min. 0.5-inch DensDeck Prime	Tremco #14 HD with Tremco 3" Metal Insulation Plate	1 per 1.0 ft ²	BP-SEBS, SBS-SEBS	(Optional) BP-SEBS, SBS-SEBS	SBS-SEBS	-157.5
S-238.	Min. 22 ga., type B, Grade 33 steel; 6 ft span, two (2) #12 HWH Tek 5 with 3/4" washers, 6" o.c. or min. 2,500 psi structural concrete	One or more layers, any combination, min. 1.5-inch total thickness, loose laid	Min. 0.5-inch SECUROCK Gypsum-Fiber Roof Board	Tremco #14 HD with Tremco 3" Metal Insulation Plate	1 per 1.3 ft ²	BP-SEBS, SBS-SEBS	(Optional) BP-SEBS, SBS-SEBS	SBS-SEBS	-157.5
S-239.	Min. 22 ga., type B, Grade 33 steel; 6 ft span, two (2) #12 HWH Tek 5 with 3/4" washers, 6" o.c. or min. 2,500 psi structural concrete	One or more layers, any combination, min. 1.5-inch total thickness, loose laid	Min. 0.5-inch SECUROCK Gypsum-Fiber Roof Board	Tremco #14 HD with Tremco 3" Metal Insulation Plate	1 per 1.0 ft ²	BP-SEBS, SBS-SEBS	(Optional) BP-SEBS, SBS-SEBS	SBS-SEBS	-172.5
TORCH-APPLIED BASE PLY:									
S-240.	Min. 22 ga., type B, Grade 40 steel or min. 2,500 psi structural concrete	One or more layers, any combination, min. 1.5-inch total thickness, loose laid	Min. 0.5-inch SECUROCK Gypsum-Fiber Roof Board	Tremco #14 HD with Tremco 3" Metal Insulation Plate	1 per 3.2 ft ²	APP-TA, SBS-TA	(Optional) APP-TA, SBS-TA	APP-TA, SBS-TA	-45.0*
S-241.	Min. 22 ga., type B, Grade 40 steel or min. 2,500 psi structural concrete	One or more layers, any combination, min. 1.5-inch total thickness, loose laid	Min. 0.25-inch SECUROCK Gypsum-Fiber Roof Board	Tremco #14 HD with Tremco 3" Metal Insulation Plate	1 per 2.0 ft ²	APP-TA, SBS-TA	(Optional) APP-TA, SBS-TA	APP-TA, SBS-TA	-45.0*
S-242.	Min. 22 ga., type B, Grade 33 steel; 6 ft span; #12 HWH Tek 5, 6" o.c. or min. 2,500 psi structural concrete	One or more layers, any combination, min. 1.5-inch total thickness, loose laid	Min. 0.5-inch DensDeck Prime or SECUROCK Gypsum-Fiber Roof Board	Note 2	1 per 1.6 ft ²	APP-TA, SBS-TA	(Optional) APP-TA, SBS-TA	APP-TA, SBS-TA	-60.0
S-243.	Min. 22 ga., type B, Grade 40 steel; 6 ft span; 5/8" puddle welds, 6" o.c.	One or more layers, any combination, min. 1.5-inch total thickness, loose laid	Min. 1-inch Roxul MonoBoard Plus	Tremco #15 EHD Fastener with Trufast Coiled Batten Bar-Deep Well (BB-20R-3-DW)	12-inch o.c. through bars spaced 18-inch o.c.	SBS-TA	(Optional) SBS-TA	SBS-TA	-67.5
S-244.	Min. 22 ga., type B, Grade 33 steel; 6 ft span; #12 HWH Tek 5, 6" o.c. or min. 2,500 psi structural concrete	One or more layers, any combination, min. 1.5-inch total thickness, loose laid	Min. 0.25-inch SECUROCK Gypsum-Fiber Roof Board	Tremco #14 HD or #15 EHD with Tremco 3" Metal Insulation Plate	1 per 1.8 ft ²	SBS-TA	(Optional) SBS-TA	SBS-TA	-60.0

TABLE 2E: STEEL OR STRUCTURAL CONCRETE DECKS – NEW CONSTRUCTION, REROOF (TEAR-OFF) OR RECOVER
SYSTEM TYPE C-1: MECHANICALLY ATTACHED INSULATION, BONDED ROOF COVER

System No.	Deck (Note 1)	Base Insulation Layer (Note 3, Note 13)	Top Insulation Layer			Roof Cover (Note 15)			MDP (psf)
			Type	Fastener (Note 11)	Attach	Base Ply	Ply	Cap Ply	
S-245.	Min. 22 ga., type B, Grade 33 steel; 6 ft span; #12 HWH Tek 5, 6" o.c. or min. 2,500 psi structural concrete	None	Min. 0.5-inch SECUROCK Gypsum-Fiber Roof Board	Tremco #14 HD with Tremco 3" Metal Insulation Plate	1 per 1.3 ft ²	SBS-TA	(Optional) SBS-TA	SBS-TA	-67.5
S-246.	Min. 22 ga., type B, Grade 33 steel; 6 ft span; #12 HWH Tek 5, 6" o.c. or min. 2,500 psi structural concrete	One or more layers, any combination, min. 1.5-inch total thickness, loose laid	Min. 0.25-inch SECUROCK Gypsum-Fiber Roof Board	Tremco #14 HD with Tremco 3" Metal Insulation Plate	1 per 1.3 ft ²	SBS-TA	(Optional) SBS-TA	SBS-TA	-75.0
S-247.	Min. 22 ga., type B, Grade 80 steel; 6 ft span; #12 HWH Tek 5 with 3/8" washers, 6" o.c.	One or more layers, any combination, min. 1.5-inch total thickness, loose laid	Min. 0.5-inch DensDeck Prime	Tremco #1510 XHD Fastener with Tremco 3-in. Ribbed Galvalume Plate or Tremco #15 EHD with Tremco 3" Metal Insulation Plate	1 per 2.0 ft ²	APP-TA, SBS-TA	(Optional) APP-TA, SBS-TA	APP-TA, SBS-TA	-75.0
S-248.	Min. 22 ga., type B, Grade 80 steel; 6 ft span; #12 HWH Tek 5 with 3/8" washers, 6" o.c.	One or more layers, any combination, min. 1.5-inch total thickness, loose laid	Min. 0.5-inch SECUROCK Gypsum-Fiber Roof Board	Tremco #15 EHD with Tremco 3" Metal Insulation Plate	1 per 2.0 ft ²	APP-TA, SBS-TA	(Optional) APP-TA, SBS-TA	APP-TA, SBS-TA	-75.0
S-249.	Min. 22 ga., type B, Grade 33 steel; 6 ft span, two (2) #12 HWH Tek 5 with 3/8" washers, 6" o.c. or min. 2,500 psi structural concrete	One or more layers, any combination, min. 1.5-inch total thickness, loose laid	Min. 0.5-inch DensDeck Prime	Tremco #14 HD with Tremco 3" Metal Insulation Plate	1 per 1.3 ft ²	APP-TA, SBS-TA	(Optional) APP-TA, SBS-TA	APP-TA, SBS-TA	-112.5
S-250.	Min. 22 ga., type B, Grade 33 steel; 6 ft span, two (2) #12 HWH Tek 5 with 3/8" washers, 6" o.c. or min. 2,500 psi structural concrete	One or more layers, any combination, min. 1.5-inch total thickness, loose laid	Min. 0.5-inch DensDeck Prime	Tremco #14 HD with Tremco 3" Metal Insulation Plate	1 per 1.0 ft ²	APP-TA, SBS-TA	(Optional) APP-TA, SBS-TA	APP-TA, SBS-TA	-157.5
S-251.	Min. 22 ga., type B, Grade 33 steel; 6 ft span, two (2) #12 HWH Tek 5 with 3/8" washers, 6" o.c. or min. 2,500 psi structural concrete	One or more layers, any combination, min. 1.5-inch total thickness, loose laid	Min. 0.5-inch SECUROCK Gypsum-Fiber Roof Board	Tremco #14 HD with Tremco 3" Metal Insulation Plate	1 per 1.3 ft ²	APP-TA, SBS-TA	(Optional) APP-TA, SBS-TA	APP-TA, SBS-TA	-157.5
S-252.	Min. 22 ga., type B, Grade 33 steel; 6 ft span, two (2) #12 HWH Tek 5 with 3/8" washers, 6" o.c. or min. 2,500 psi structural concrete	One or more layers, any combination, min. 1.5-inch total thickness, loose laid	Min. 0.5-inch SECUROCK Gypsum-Fiber Roof Board	Tremco #14 HD with Tremco 3" Metal Insulation Plate	1 per 1.0 ft ²	APP-TA, SBS-TA	(Optional) APP-TA, SBS-TA	APP-TA, SBS-TA	-172.5

TABLE 2F: STEEL DECKS – NEW CONSTRUCTION, REROOF (TEAR-OFF) OR RECOVER
SYSTEM TYPE D-2: INSULATED, MECHANICALLY ATTACHED BASE SHEET, BONDED ROOF COVER

System No.	Deck (Note 1)	Insulation and/or Thermal Barrier (Note 3, Note 13)	Base Sheet			Roof Cover (Note 15)		MDP (psf)
			Type	Fastener (Note 11)	Spacing	Base Ply	Cap Ply	
BURMASTIC ADHESIVE MC APPLIED BASE PLY:								
S-253.	Min. 22 ga., type B, Grade 80 steel; 5 ft span, #12 HWH Tek 5, 6" o.c. or min. 2,500 psi structural concrete	One or more layers, any combination, min. 2-inch total thickness, loose-laid	BURmastic Composite Ply HT, BURmastic Composite Ply Premium	Tremco #14 Heavy Duty with Tremco 3 in. Ribbed Galvalume Plate	6-inch o.c. at the min. 4-inch wide laps and 6-inch o.c. at two (2) equally spaced center rows	One or more BP-CA6 or SBS-CA6	BP-CA6 or SBS-CA6	-112.5
S-254.	Min. 22 ga., type B, Grade 80 steel; 6 ft span; #12 HWH Tek 5 with 3/8" washers, 6" o.c.	One or more layers, any combination, min. 2-inch total thickness, loose-laid	BURmastic Composite Ply HT, BURmastic Composite Ply Premium	Dekfast DF-#15-PH3 with Dekfast PLT-R-3 or Dekfast PLT-H-2-7/8 or Tremco #1510 XHD Fastener with Tremco 3-in. Ribbed Galvalume Plate	6-inch o.c. at the min. 4-inch wide laps and 6-inch o.c. at two (2) equally spaced center rows	One or more BP-CA6 or SBS-CA6	BP-CA6 or SBS-CA6	-120.0
POWERPLY ENDURE BIO ADHESIVE TF APPLIED BASE PLY:								
S-255.	Min. 22 ga., type B, Grade 40 steel; 6 ft span; two (2) #12 HWH Tek 5 with 3/8" washers, 6" o.c.	One or more layers, min. 2-inch Approved polyisocyanurate or mineral wool insulation, loose laid, followed by min. 1/2-inch APA rated OSB, loose-laid	POWERply 300 Smooth	Tremco #14 HD Fastener with Tremco 3" Metal Insulation Plate	6-inch o.c. at the min. 4-inch wide laps and 6-inch o.c. at two (2) equally spaced center rows	BP-CA5 or SBS-CA5	BP-CA5 or SBS-CA5	-180.0
TORCH-APPLIED BASE PLY:								
S-256.	Min. 22 ga., type B, Grade 40 steel; 6 ft span; two (2) #12 HWH Tek 5 with 3/8" washers, 6" o.c.	One or more layers, min. 2-inch Approved polyisocyanurate or mineral wool insulation, loose laid, followed by min. 1/2-inch APA rated OSB, loose-laid	POWERply 300 Smooth	Tremco #14 HD Fastener with Tremco 3" Metal Insulation Plate	6-inch o.c. at the min. 4-inch wide laps and 6-inch o.c. at two (2) equally spaced center rows	SBS-TA	SBS-TA	-180.0

**TABLE 2G: STEEL DECKS – NEW CONSTRUCTION, REROOF (TEAR-OFF) OR RECOVER
SYSTEM TYPE D-2: INSULATED, MECHANICALLY ATTACHED POWERFAST, BONDED ROOF COVER**

System No.	Deck (Note 1)	Insulation and/or Thermal Barrier (Note 3, Note 13)	PowerFAST (Note 15A)			Roof Cover (Note 15)		MDP (psf)
			Type	Fastener (Note 11)	Spacing	Base Ply	Cap Ply	
POWERPLY 300 SMOOTH WITH FASTENERS/STRESS PLATES:								
S-257.	Min. 22 ga., type B, Grade 40 steel	One or more layers, any combination, prelim. attach	POWERply 300 Smooth	Dekfast DF-#14-PH3 or Dekfast DF-#15-PH3 with Dekfast PLT-R-2-4B, #15 Roofgrip with OMG 2 in. Barbed Plate or Tremco #14 HD or Tremco #15 EHD with Tremco 2" Barbed Metal Seam Plate	18-inch o.c. within the min. 4-inch wide, hot-air-weld-sealed or Tremco LF Adhesive sealed side laps	(Optional) APP-TA	APP-TA	-45.0*
S-258.	Min. 22 ga., type B, Grade 40 steel; 6 ft span, #12 HWH Tek 5, 6" o.c.	One or more layers, any combination, prelim. attach	POWERply 300 Smooth	Tremco #15 EHD with Tremco 2.4" Barbed Metal Seam Plate	12-inch o.c. within the min. 5-inch wide, hot-air-weld-sealed or Tremco LF Adhesive sealed side laps	(Optional) APP-TA	APP-TA	-52.5
S-259.	Min. 22 ga., type B, Grade 40 steel; 6 ft span, 5/8" puddle welds, 6" o.c.	One or more layers, any combination, prelim. attach	POWERply 300 Smooth	Dekfast DF-#15-PH3 with Dekfast PLT-R-2-4B or Tremco #15 EHD with Tremco 2" Barbed Metal Seam Plate	6-inch o.c. within the min. 4-inch wide, hot-air-weld-sealed or Tremco LF Adhesive sealed side laps	(Optional) APP-TA	APP-TA	-75.0
POWERPLY 300 SMOOTH WITH FASTENERS/BATTEN BARS:								
S-260.	Min. 22 ga., type B, Grade 40 steel; 6 ft span, 5/8" puddle welds, 6" o.c.	One or more layers, any combination, prelim. attach	POWERply 300 Smooth	Tremco #15 EHD with Trufast Deep Dish Metal Batten Bar	6-inch o.c. within the min. 4-inch wide, hot-air-weld-sealed sealed side laps	None	SBS-CA1(laps hot air welded or sealed with Tremco LF Adhesive)	-75.0
S-261.	Min. 22 ga., type B, Grade 40 steel; 6 ft span, #12 HWH Tek 5 with 1/4" washer, 6" o.c.	One or more layers, any combination, prelim. attach	POWERply 300 Smooth	Tremco #15 EHD with Trufast Deep Dish Metal Batten Bar	6-inch o.c. within the min. 4-inch wide, hot-air-weld-sealed sealed side laps	(Optional) APP-TA	APP-TA	-97.5
POWERPLY ENDURE 100 SMOOTH WITH FASTENERS/STRESS PLATES:								
S-262.	Min. 22 ga., type B, Grade 40 steel; 6 ft span, #12 HWH Tek 5, 6" o.c.	One or more layers, any combination, min. 2-inch thick, prelim. attach	POWERply Endure 100 Smooth	Tremco #15 EHD with Tremco 2.4" Barbed Seam Plate	6-inch o.c. within the min. 5-inch wide, POWERply Endure BIO Adhesive TF sealed side laps	(Optional) POWERply Endure 100, 200, 300 or 320 Smooth in POWERply Endure BIO Adhesive TF	POWERply Endure 100, 200, 300 or 320 FR in POWERply Endure BIO Adhesive TF	-60.0*
POWERPLY ENDURE 200 SMOOTH WITH FASTENERS/BATTEN BARS:								
S-263.	Min. 22 ga., type B, Grade 80 steel; 6 ft span; #12 HWH Tek 5 with 1/4" washers, 6" o.c.	One or more layers, any combination, prelim. attach	POWERply Endure 200 Smooth	Tremco #15 EHD Fastener with Trufast Coiled Batten Bar-Deep Well (BB-20R-3-DW)	6-inch o.c. within the min. 4-inch wide POWERply Endure BIO Adhesive TF sealed side laps	(Optional) BP-CA5 or SBS-CA5	BP-CA5 or SBS-CA5	-75.0
POWERPLY HEAVY DUTY BASE SHEET WITH FASTENERS/STRESS PLATES:								

**TABLE 2G: STEEL DECKS – NEW CONSTRUCTION, REROOF (TEAR-OFF) OR RECOVER
SYSTEM TYPE D-2: INSULATED, MECHANICALLY ATTACHED POWERFAST, BONDED ROOF COVER**

System No.	Deck (Note 1)	Insulation and/or Thermal Barrier (Note 3, Note 13)	PowerFAST (Note 15A)			Roof Cover (Note 15)		MDP (psf)
			Type	Fastener (Note 11)	Spacing	Base Ply	Cap Ply	
S-264.	Min. 22 ga., type B, Grade 40 steel; 6 ft span, #12 HWH Tek 5, 6" o.c.	One or more layers, any combination, prelim. attach	POWERply Heavy Duty Base Sheet	Tremco #14 HD with Tremco 2.4" Barbed Metal Seam Plate	12-inch o.c. within the min. 4-inch wide Tremco LF Adhesive sealed side laps	(Optional) BP-CA1 (<i>laps sealed with Tremco LF Adhesive</i>) or SBS-CA1 (<i>laps hot air welded or sealed with Tremco LF Adhesive</i>)	BP-CA1 (<i>laps sealed with Tremco LF Adhesive</i>) or SBS-CA1 (<i>laps hot air welded or sealed with Tremco LF Adhesive</i>)	-45.0
S-265.	Min. 22 ga., type B, Grade 40 steel; 6 ft span, #12 HWH Tek 5, 6" o.c.	One or more layers, any combination, prelim. attach	POWERply Heavy Duty Base Sheet	Tremco #15 EHD with Tremco 2.4" Barbed Metal Seam Plate	12-inch o.c. within the min. 4-inch wide Tremco LF Adhesive sealed side laps	(Optional) BP-CA1 (<i>laps sealed with Tremco LF Adhesive</i>) or SBS-CA1 (<i>laps hot air welded or sealed with Tremco LF Adhesive</i>)	BP-CA1 (<i>laps sealed with Tremco LF Adhesive</i>) or SBS-CA1 (<i>laps hot air welded or sealed with Tremco LF Adhesive</i>)	-60.0
S-266.	Min. 22 ga., type B, Grade 40 steel; 6 ft span, #12 HWH Tek 5 with 3/8" washers, 6" o.c.	One or more layers, any combination, prelim. attach	POWERply Heavy Duty Base Sheet	Tremco #15 EHD with Tremco 2.4" Barbed Metal Seam Plate	12-inch o.c. within the min. 4-inch wide Tremco LF Adhesive sealed side laps	(Optional) BP-AA, SBS-AA, BP-SEBS, SBS-SEBS	BP-AA, SBS-AA, BP-SEBS, SBS-SEBS	-82.5
S-267.	Min. 22 ga., type B, Grade 40 steel; 6 ft span, #12 HWH Tek 5 with 3/8" washers, 6" o.c.	One or more layers, any combination, prelim. attach	POWERply Heavy Duty Base Sheet	Tremco #15 EHD with Tremco 2.4" Barbed Metal Seam Plate	12-inch o.c. within the min. 4-inch wide Tremco LF Adhesive sealed side laps	(Optional) SBS-TA	SBS-TA	-82.5
S-268.	Min. 22 ga., type B, Grade 80 steel; 6 ft span; #12 HWH Tek 5 with 3/8" washers, 6" o.c.	One or more layers, min. 2-inch thick, any combination, loose-laid	POWERply Heavy Duty Base Sheet	Tremco #15 EHD with Tremco 2.4" Barbed Metal Seam Plate	6-inch o.c. within the min. 5-inch wide POWERply Endure BIO Adhesive TF sealed side laps	(Optional) BP-CA5 or SBS-CA5	BP-CA5 or SBS-CA5	-105.0
S-269.	Min. 22 ga., type B, Grade 80 steel; 6 ft span; #12 HWH Tek 5 with 3/8" washers, 6" o.c.	One or more layers, min. 2-inch thick, any combination, loose-laid	POWERply Heavy Duty Base Sheet	Tremco #15 EHD with Tremco 2.4" Barbed Metal Seam Plate	6-inch o.c. within the min. 5-inch wide POWERply Endure BIO Adhesive TF sealed side laps and 6-inch o.c. in one (1) center row	Base Ply: SBS-CA5 or SBS-TA Ply (Optional): SBS-CA5 or SBS-TA	SBS-CA5 or SBS-TA	-112.5
S-270.	Min. 22 ga., type B, Grade 80 steel; 6 ft span; #12 HWH Tek 5 with 3/8" washers, 6" o.c.	One or more layers, min. 2-inch thick, any combination, loose-laid	POWERply Heavy Duty Base Sheet	Tremco #15 EHD with Tremco 2.4" Barbed Metal Seam Plate	6-inch o.c. within the min. 5-inch wide POWERply Endure BIO Adhesive TF sealed side laps and 6-inch o.c. in one (1) center row; Center rows stripped-in with 6-inch wide strips of SBS-CA5	(Optional) SBS-CA5 or SBS-TA	SBS-CA5 or SBS-TA	-112.5
S-271.	Min. 22 ga., type B, Grade 40 steel; 6 ft span; two (2) #12 HWH Tek 5 with 3/8" washers, 6" o.c.	One or more layers, min. 2-inch thick, any combination, loose-laid	POWERply Heavy Duty Base Sheet	Tremco #15 EHD with Tremco 2.4" Barbed Metal Seam Plate	6-inch o.c. within the min. 5-inch wide Tremco LF Adhesive sealed side laps and 6-inch o.c. in one (1) center row	Base Ply: SBS-TA Ply (Optional): SBS-TA	SBS-TA	-217.5

**TABLE 2G: STEEL DECKS – NEW CONSTRUCTION, REROOF (TEAR-OFF) OR RECOVER
SYSTEM TYPE D-2: INSULATED, MECHANICALLY ATTACHED POWERFAST, BONDED ROOF COVER**

System No.	Deck (Note 1)	Insulation and/or Thermal Barrier (Note 3, Note 13)	PowerFAST (Note 15A)			Roof Cover (Note 15)		MDP (psf)
			Type	Fastener (Note 11)	Spacing	Base Ply	Cap Ply	
S-272.	Min. 22 ga., type B, Grade 40 steel; 6 ft span; two (2) #12 HWH Tek 5 with 3/8" washers, 6" o.c.	One or more layers, min. 2-inch thick, any combination, loose-laid	POWERply Heavy Duty Base Sheet	Tremco #15 EHD with Tremco 2.4" Barbed Metal Seam Plate	6-inch o.c. within the min. 5-inch wide Tremco LF Adhesive sealed side laps and 6-inch o.c. in one (1) center row; Center rows stripped-in with 6-inch wide strips of SBS-TA	(Optional) SBS-TA	SBS-TA	-217.5
S-273.	Min. 22 ga., type B, Grade 80 steel; 6 ft span; two (2) #12 HWH Tek 5 with 3/8" washers, 6" o.c.	One or more layers, min. 2-inch thick, any combination, loose-laid	POWERply Heavy Duty Base Sheet	Tremco #15 EHD with Tremco 2.4" Barbed Metal Seam Plate	6-inch o.c. within the min. 5-inch wide Tremco LF Adhesive sealed side laps and 6-inch o.c. in one (1) center row	Base Ply: SBS-TA Ply (Optional): SBS-TA	SBS-TA	-247.5
S-274.	Min. 22 ga., type B, Grade 80 steel; 6 ft span; two (2) #12 HWH Tek 5 with 3/8" washers, 6" o.c.	One or more layers, min. 2-inch thick, any combination, loose-laid	POWERply Heavy Duty Base Sheet	Tremco #15 EHD with Tremco 2.4" Barbed Metal Seam Plate	6-inch o.c. within the min. 5-inch wide or Tremco LF Adhesive sealed side laps and 6-inch o.c. in one (1) center row; Center rows stripped-in with 6-inch wide strips of SBS-TA	(Optional) SBS-TA	SBS-TA	-247.5

TABLE 3A: STRUCTURAL CONCRETE DECKS – NEW CONSTRUCTION OR REROOF (TEAR-OFF)
SYSTEM TYPE A-1: BONDED INSULATION, BONDED ROOF COVER

 REFER TO [NOTE 16](#) FOR VAPOR BARRIER OPTIONS

Sys. No.	Deck (Note 1)	Base Insulation Layer(s)		Top Insulation Layer		Roof Cover (Note 15)			MDP (psf)*
		Type	Attach (Notes 6,7,8)	Type	Attach (Notes 6,7,8)	Base Ply	Ply	Cap Ply	
BURMASTIC ADHESIVE OR POWERPLY STANDARD COLD ADHESIVE APPLIED BASE PLY:									
C-1.	Min. 2,500 psi structural concrete	Min. 2-inch Trisotech G, Trisotech CGF, Trisotech or H-Shield	LRFIA or LRFIA(BG)	<u>Additional Insulation Layer(s):</u> (Optional) Min. 1-inch base insulation <u>Coverboard:</u> Min. 1-inch MonoBoard Plus or Min. 2-inch TopRock DD Plus (no extrapolation permitted for ribbon attachment)	<u>Additional Layer(s):</u> LRFIA or LRFIA(BG) <u>Coverboard:</u> LRFIA or LRFIA(BG), 6-inch o.c.	BP-CA1 or SBS-CA1	(Optional) One or more BP-CA1 or SBS-CA1	BP-CA1 or SBS-CA1	-60.0*
C-2.	Min. 2,500 psi structural concrete	(Optional) Min. 0.5-inch Trisotech G, Trisotech CGF, Trisotech, H-Shield, Multi-Max FA3, RESISTA or Ultra-Max	LRFIA or LRFIA(BG)	Min. 0.25-inch DensDeck Prime or SECUROCK Gypsum-Fiber Roof Board or min. 0.5-inch SECUROCK Cement Roof Board or Structodek HD with Primed Red Coating or min. 7/16-inch DEXcell Cement Roof Board	LRFIA or LRFIA(BG)	BP-CA1 or SBS-CA1	(Optional) One or more BP-CA1 or SBS-CA1	BP-CA1 or SBS-CA1	-60.0
BURMASTIC ADHESIVE MC APPLIED BASE PLY:									
C-3.	Min. 2,500 psi structural concrete	(Optional) Min. 0.5-inch Trisotech G, Trisotech CGF, Trisotech, H-Shield, Multi-Max FA3, RESISTA or Ultra-Max or min. 1-inch Styrofoam Brand Roofmate, Highload 60 or Plazamate	LRFIA or LRFIA(BG)	Min. 0.125-inch TremBoard AC, min. 0.25-inch DensDeck, DensDeck Prime or SECUROCK Gypsum-Fiber Roof Board or min. 0.5-inch SECUROCK Cement Roof Board or Structodek HD with Primed Red Coating or min. 7/16-inch DEXcell Cement Roof Board	LRFIA or LRFIA(BG)	BP-CA6, SBS-CA6	(Optional) One or more BP-CA1 or SBS-CA1	BP-CA1, SBS-CA1	-60.0
C-4.	Min. 2,500 psi structural concrete	(Optional) Min. 0.5-inch Trisotech G, Trisotech CGF, Trisotech, H-Shield, Multi-Max FA3, RESISTA or Ultra-Max or min. 1-inch Styrofoam Brand Roofmate, Highload 60 or Plazamate	LRFIA or LRFIA(BG)	Min. 0.125-inch TremBoard AC or Min. 0.5-inch DensDeck or Structodek HD with Primed Red Coating	LRFIA or LRFIA(BG), 6-inch o.c.	BP-CA6, SBS-CA6	(Optional) One or more BP-CA6 or SBS-CA6	BP-CA6 or SBS-CA6	-202.5
C-5.	Min. 2,500 psi structural concrete	(Optional) Min. 0.5-inch Trisotech G, Trisotech CGF, Trisotech, H-Shield, Multi-Max FA3, RESISTA or Ultra-Max or min. 1-inch Styrofoam Brand Roofmate, Highload 60 or Plazamate	LRFIA or LRFIA(BG)	Min. 0.25-inch DensDeck Prime	LRFIA or LRFIA(BG)	BP-CA6, SBS-CA6	(Optional) One or more BP-CA6 or SBS-CA6	BP-CA6 or SBS-CA6	-202.5

TABLE 3A: STRUCTURAL CONCRETE DECKS – NEW CONSTRUCTION OR REROOF (TEAR-OFF)
SYSTEM TYPE A-1: BONDED INSULATION, BONDED ROOF COVER
 REFER TO [NOTE 16](#) FOR VAPOR BARRIER OPTIONS

Sys. No.	Deck (Note 1)	Base Insulation Layer(s)		Top Insulation Layer		Roof Cover (Note 15)			MDP (psf)*
		Type	Attach (Notes 6,7,8)	Type	Attach (Notes 6,7,8)	Base Ply	Ply	Cap Ply	
C-6.	Min. 2,500 psi structural concrete	(Optional) Min. 0.5-inch Trisotech G, Trisotech CGF, Trisotech, H-Shield, Multi-Max FA3, RESISTA or Ultra-Max or min. 1-inch Styrofoam Brand Roofmate, Highload 60 or Plazamate	LRFIA or LRFIA(BG)	Min. 0.25-inch SECUROCK Gypsum-Fiber Roof Board	LRFIA or LRFIA(BG)	BP-CA6, SBS-CA6	(Optional) One or more BP-CA6 or SBS-CA6	BP-CA6 or SBS-CA6	-285.0
C-7.	Min. 2,500 psi structural concrete	(Optional) Min. 0.5-inch Trisotech G, Trisotech CGF, Trisotech, H-Shield, Multi-Max FA3, RESISTA or Ultra-Max or min. 1-inch Styrofoam Brand Roofmate, Highload 60 or Plazamate	LRFIA or LRFIA(BG), 6-inch o.c.	Min. 0.125-inch TremBoard AC or min. 0.5-inch DEXcell FA Glass Mat Roof Board, SECUROCK Gypsum-Fiber Roof Board or SECUROCK Cement Roof Board or min. 7/16-inch DEXcell Cement Roof Board	LRFIA or LRFIA(BG), 6-inch o.c.	BP-CA6, SBS-CA6	(Optional) One or more BP-CA6, SBS-CA6	BP-CA6, SBS-CA6	-340.0
POWERPLY ENDURE BIO ADHESIVE TF APPLIED BASE PLY:									
C-8.	Min. 2,500 psi structural concrete	Min. 2-inch Trisotech G, Trisotech CGF, Trisotech or H-Shield	LRFIA or LRFIA(BG)	<u>Additional Insulation Layer(s):</u> (Optional) Min. 1-inch base insulation <u>Coverboard:</u> Min. 1-inch MonoBoard (no extrapolation permitted for ribbon attachment)	<u>Additional Layer(s):</u> LRFIA or LRFIA(BG) <u>Coverboard:</u> LRFIA or LRFIA(BG), 6-inch o.c.	SBS-CA5	(Optional) One or more BP-CA5 or SBS-CA5	BP-CA5 or SBS-CA5	-60.0*
C-9.	Min. 2,500 psi structural concrete	Min. 2-inch Trisotech G, Trisotech CGF, Trisotech or H-Shield	LRFIA or LRFIA(BG)	<u>Additional Insulation Layer(s):</u> (Optional) Min. 1-inch base insulation <u>Coverboard:</u> Min. 1-inch MonoBoard Plus or Min. 2-inch TopRock DD Plus (no extrapolation permitted for ribbon attachment)	<u>Additional Layer(s):</u> LRFIA or LRFIA(BG) <u>Coverboard:</u> LRFIA or LRFIA(BG), 6-inch o.c.	BP-CA5 or SBS-CA5	(Optional) One or more BP-CA5 or SBS-CA5	BP-CA5 or SBS-CA5	-60.0*
C-10.	Min. 2,500 psi structural concrete	(Optional) Min. 0.5-inch Trisotech G, Trisotech CGF, Trisotech, H-Shield, Multi-Max FA3, RESISTA or Ultra-Max or min. 1-inch Styrofoam Brand Roofmate, Highload 60 or Plazamate	LRFIA or LRFIA(BG)	Min. 0.125-inch TremBoard AC or min. 0.5-inch Structodek HD with Primed Red Coating	LRFIA or LRFIA(BG)	BP-CA5 or SBS-CA5	(Optional) One or more BP-CA5 or SBS-CA5	BP-CA5 or SBS-CA5	-165.0
C-11.	Min. 2,500 psi structural concrete	(Optional) Min. 0.5-inch Trisotech G, Trisotech CGF, Trisotech, H-Shield, Multi-Max FA3, RESISTA or Ultra-Max or min. 1-inch Styrofoam Brand Roofmate, Highload 60 or Plazamate	LRFIA or LRFIA(BG)	Min. 0.25-inch DensDeck Prime or SECUROCK Gypsum-Fiber Roof Board or min. 0.5-inch SECUROCK Cement Roof Board or min. 7/16-inch DEXcell Cement Roof Board	LRFIA or LRFIA(BG)	BP-CA5 or SBS-CA5	(Optional) One or more BP-CA5 or SBS-CA5	BP-CA5 or SBS-CA5	-262.5

TABLE 3A: STRUCTURAL CONCRETE DECKS – NEW CONSTRUCTION OR REROOF (TEAR-OFF)
SYSTEM TYPE A-1: BONDED INSULATION, BONDED ROOF COVER

 REFER TO [NOTE 16](#) FOR VAPOR BARRIER OPTIONS

Sys. No.	Deck (Note 1)	Base Insulation Layer(s)		Top Insulation Layer		Roof Cover (Note 15)			MDP (psf)*
		Type	Attach (Notes 6,7,8)	Type	Attach (Notes 6,7,8)	Base Ply	Ply	Cap Ply	
C-12.	Min. 2,500 psi structural concrete	(Optional) Min. 0.5-inch Trisotech G, Trisotech CGF, Trisotech, H-Shield, Multi-Max FA3, RESISTA or Ultra-Max or min. 1-inch Styrofoam Brand Roofmate, Highload 60 or Plazamate	LRFIA or LRFIA(BG), 6-inch o.c.	Min. 0.125-inch TremBoard AC, min. 0.25-inch DensDeck, DensDeck Prime or DEXcell FA Glass Mat Roof Board or min. 0.5-inch Structodek HD with Primed Red Coating	LRFIA or LRFIA(BG), 6-inch o.c.	BP-CA5 or SBS-CA5	(Optional) One or more BP-CA5 or SBS-CA5	BP-CA5 or SBS-CA5	-327.5
C-13.	Min. 2,500 psi structural concrete	(Optional) Min. 0.5-inch Trisotech G, Trisotech CGF, Trisotech, H-Shield, Multi-Max FA3, RESISTA or Ultra-Max or min. 1-inch Styrofoam Brand Roofmate, Highload 60 or Plazamate	LRFIA or LRFIA(BG), 6-inch o.c.	Min. 0.25-inch SECUROCK Gypsum-Fiber Roof Board or min. 0.5-inch SECUROCK Cement Roof Board or min. 7/16-inch DEXcell Cement Roof Board	LRFIA or LRFIA(BG), 6-inch o.c.	BP-CA5 or SBS-CA5	(Optional) One or more BP-CA5 or SBS-CA5	BP-CA5 or SBS-CA5	-465.0
C-14.	Min. 2,500 psi structural concrete	Min. 0.25-inch SECUROCK Gypsum-Fiber Roof Board or min. 0.5-inch SECUROCK Cement Roof Board or min. 7/16-inch DEXcell Cement Roof Board	LRFIA or LRFIA(BG), 6-inch o.c.	None	N/A	BP-CA5 or SBS-CA5	(Optional) One or more BP-CA5 or SBS-CA5	BP-CA5 or SBS-CA5	-1115.0
C-15.	Min. 2,500 psi structural concrete; ASTM D41 primed	(Optional) Min. 1.5-inch Trisotech G, Trisotech G, Trisotech or Trisotech	Hot asphalt	Min. 0.5-inch Structodek HD with Primed Red Coating, DensDeck Prime, DEXcell FA Glass Mat Roof Board or SECUROCK Gypsum-Fiber Roof Board	Hot asphalt	BP-CA5 or SBS-CA5	(Optional) One or more BP-CA5 or SBS-CA5	BP-CA5 or SBS-CA5	-180.0
HOT-ASPHALT-APPLIED BASE PLY:									
C-16.	Min. 2,500 psi structural concrete	(Optional) Min. 0.5-inch Trisotech G, Trisotech CGF, Trisotech, H-Shield, Multi-Max FA3, RESISTA or Ultra-Max or min. 1-inch Styrofoam Brand Roofmate, Highload 60 or Plazamate	LRFIA or LRFIA(BG)	Min. 0.125-inch TremBoard AC, min. 0.25-inch DensDeck Prime or SECUROCK Gypsum-Fiber Roof Board or min. 0.5-inch SECUROCK Cement Roof Board or Structodek HD with Primed Red Coating or min. 7/16-inch DEXcell Cement Roof Board	LRFIA or LRFIA(BG)	BP-AA, SBS-AA	(Optional) One or more BP-CA1 or SBS-CA1	BP-CA1, SBS-CA1	-60.0
C-17.	Min. 2,500 psi structural concrete	Min. 2-inch Trisotech G, Trisotech CGF, Trisotech or H-Shield	LRFIA or LRFIA(BG)	<u>Additional Insulation Layer(s):</u> (Optional) Min. 1-inch base insulation <u>Coverboard:</u> Min. 1-inch MonoBoard Plus or Min. 2-inch TopRock DD Plus (no extrapolation permitted for ribbon attachment)	<u>Additional Layer(s):</u> LRFIA or LRFIA(BG) <u>Coverboard:</u> LRFIA or LRFIA(BG), 6-inch o.c.	BP-AA, SBS-AA	(Optional) One or more BP-AA, SBS-AA or APP-TA	BP-CA1, BP-AA, SBS-CA1, SBS-AA or APP-TA	-60.0*

TABLE 3A: STRUCTURAL CONCRETE DECKS – NEW CONSTRUCTION OR REROOF (TEAR-OFF)
SYSTEM TYPE A-1: BONDED INSULATION, BONDED ROOF COVER

 REFER TO [NOTE 16](#) FOR VAPOR BARRIER OPTIONS

Sys. No.	Deck (Note 1)	Base Insulation Layer(s)		Top Insulation Layer		Roof Cover (Note 15)			MDP (psf)*
		Type	Attach (Notes 6,7,8)	Type	Attach (Notes 6,7,8)	Base Ply	Ply	Cap Ply	
C-18.	Min. 2,500 psi structural concrete	(Optional) Min. 0.5-inch Trisotech G, Trisotech CGF, Trisotech, H-Shield, Multi-Max FA3, RESISTA or Ultra-Max or min. 1-inch Styrofoam Brand Roofmate, Highload 60 or Plazamate	LRFIA or LRFIA(BG)	Min. 0.125-inch TremBoard AC or min. 0.5-inch Structodek HD with Primed Red Coating	LRFIA or LRFIA(BG)	BP-AA, SBS-AA	(Optional) One BP-CA1 or SBS-CA1 or one or more BP-AA, SBS-AA or APP-TA	BP-CA1, SBS-CA1, BP-AA, SBS-AA or APP-TA	-165.0
C-19.	Min. 2,500 psi structural concrete	(Optional) Min. 0.5-inch Trisotech G, Trisotech CGF, Trisotech, H-Shield, Multi-Max FA3, RESISTA or Ultra-Max or min. 1-inch Styrofoam Brand Roofmate, Highload 60 or Plazamate	LRFIA or LRFIA(BG)	Min. 0.25-inch SECUROCK Gypsum-Fiber Roof Board or min. 0.5-inch SECUROCK Cement Roof Board or min. 7/16-inch DEXcell Cement Roof Board	LRFIA or LRFIA(BG)	BP-AA, SBS-AA	(Optional) One BP-CA1 or SBS-CA1 or one or more BP-AA, SBS-AA or APP-TA	BP-CA1, SBS-CA1, BP-AA, SBS-AA or APP-TA	-180.0
C-20.	Min. 2,500 psi structural concrete; ASTM D41 primed	Min. 1.5-inch Trisotech G, Trisotech, ISO 95+ GL or Multi-Max FA3	Hot asphalt	Min. 0.125-inch TremBoard AC or min. 0.5-inch Structodek HD with Primed Red Coating	Hot asphalt	BP-AA, SBS-AA	(Optional) One BP-CA1 or SBS-CA1 or one or more BP-AA, SBS-AA or APP-TA	BP-CA1, SBS-CA1, BP-AA, SBS-AA or APP-TA	-180.0
C-21.	Min. 2,500 psi structural concrete	(Optional) Min. 0.5-inch Trisotech G, Trisotech CGF, Trisotech, H-Shield, Multi-Max FA3, RESISTA or Ultra-Max or min. 1-inch Styrofoam Brand Roofmate, Highload 60 or Plazamate	LRFIA or LRFIA(BG)	Min. 0.125-inch TremBoard AC or min. 0.5-inch Structodek HD with Primed Red Coating	LRFIA or LRFIA(BG)	SBS-AA	(Optional) One SBS-AA, SBS-TA	SBS-TA	-165.0
C-22.	Min. 2,500 psi structural concrete	(Optional) Min. 0.5-inch Trisotech G, Trisotech CGF, Trisotech, H-Shield, Multi-Max FA3, RESISTA or Ultra-Max or min. 1-inch Styrofoam Brand Roofmate, Highload 60 or Plazamate	LRFIA or LRFIA(BG)	Min. 0.25-inch SECUROCK Gypsum-Fiber Roof Board or min. 0.5-inch SECUROCK Cement Roof Board or min. 7/16-inch DEXcell Cement Roof Board	LRFIA or LRFIA(BG)	SBS-AA	(Optional) One SBS-AA, SBS-TA	SBS-TA	-180.0
C-23.	Min. 2,500 psi structural concrete; ASTM D41 primed	(Optional) Min. 1.5-inch Trisotech G or Trisotech	Hot asphalt	Min. 0.125-inch TremBoard AC or min. 0.5-inch Structodek HD with Primed Red Coating, DensDeck Prime, DEXcell FA Glass Mat Roof Board or SECUROCK Gypsum-Fiber Roof Board	Hot asphalt	BP-AA, SBS-AA	(Optional) One or more BP-CA1 or SBS-CA1	BP-CA1, SBS-CA1	-60.0
C-24.	Min. 2,500 psi structural concrete; ASTM D41 primed	(Optional) Min. 1.5-inch Trisotech G, Trisotech, ISO 95+ GL or Multi-Max FA3	Hot asphalt	Min. 0.125-inch TremBoard AC or min. 0.5-inch Structodek HD with Primed Red Coating	Hot asphalt	SBS-AA	(Optional) One SBS-AA, SBS-TA	SBS-TA	-180.0

SEBS-APPLIED BASE PLY:

TABLE 3A: STRUCTURAL CONCRETE DECKS – NEW CONSTRUCTION OR REROOF (TEAR-OFF)
SYSTEM TYPE A-1: BONDED INSULATION, BONDED ROOF COVER

 REFER TO [NOTE 16](#) FOR VAPOR BARRIER OPTIONS

Sys. No.	Deck (Note 1)	Base Insulation Layer(s)		Top Insulation Layer		Roof Cover (Note 15)			MDP (psf)*
		Type	Attach (Notes 6,7,8)	Type	Attach (Notes 6,7,8)	Base Ply	Ply	Cap Ply	
C-25.	Min. 2,500 psi structural concrete	Min. 2-inch Trisotech G, Trisotech CGF, Trisotech or H-Shield	LRFIA or LRFIA(BG)	Additional Insulation Layer(s): (Optional) Min. 1-inch base insulation Coverboard: Min. 1-inch MonoBoard Plus or Min. 2-inch TopRock DD Plus (no extrapolation permitted for ribbon attachment)	Additional Layer(s): LRFIA or LRFIA(BG) Coverboard: LRFIA or LRFIA(BG), 6-inch o.c.	BP-SEBS or SBS-SEBS	(Optional) BP-SEBS, SBS-SEBS	SBS-SEBS	-60.0*
C-26.	Min. 2,500 psi structural concrete	(Optional) Min. 0.5-inch Trisotech G, Trisotech CGF, Trisotech, H-Shield, Multi-Max FA3, RESISTA or Ultra-Max or min. 1-inch Styrofoam Brand Roofmate, Highload 60 or Plazamate	LRFIA or LRFIA(BG)	Min. 0.125-inch TremBoard AC or min. 0.5-inch Structodek HD with Primed Red Coating	LRFIA or LRFIA(BG)	BP-SEBS, SBS-SEBS	(Optional) BP-SEBS, SBS-SEBS	SBS-SEBS	-165.0
C-27.	Min. 2,500 psi structural concrete	Min. 1-inch Trisotech G, Trisotech CGF, Trisotech, EnergyGuard Polyiso Insulation, H-Shield, ISO 95+ GL, Multi-Max FA-3, RESISTA, UltraMax or Styrofoam Brand Roofmate, Highload 60 or Plazamate	LRFIA or LRFIA(BG)	Min. 0.625-inch SECUROCK Gypsum-Fiber Roof Board	LRFIA or LRFIA(BG)	BP-SEBS, SBS-SEBS	(Optional) BP-SEBS, SBS-SEBS	SBS-SEBS	-195.0
C-28.	Min. 2,500 psi structural concrete	(Optional) Min. 0.5-inch Trisotech G, Trisotech CGF, Trisotech, H-Shield, Multi-Max FA3, RESISTA or Ultra-Max or min. 1-inch Styrofoam Brand Roofmate, Highload 60 or Plazamate	LRFIA or LRFIA(BG)	Min. 0.25-inch DensDeck Prime	LRFIA or LRFIA(BG)	BP-SEBS, SBS-SEBS	(Optional) BP-SEBS, SBS-SEBS	SBS-SEBS	-262.5
C-29.	Min. 2,500 psi structural concrete	(Optional) Min. 0.5-inch Trisotech G, Trisotech CGF, Trisotech, H-Shield, Multi-Max FA3, RESISTA or Ultra-Max or min. 1-inch Styrofoam Brand Roofmate, Highload 60 or Plazamate	LRFIA or LRFIA(BG)	Min. 0.25-inch SECUROCK Gypsum-Fiber Roof Board or 0.5-inch SECUROCK Cement Roof Board or min. 7/16-inch DEXcell Cement Roof Board	LRFIA or LRFIA(BG)	BP-SEBS, SBS-SEBS	(Optional) BP-SEBS, SBS-SEBS	SBS-SEBS	-285.0
C-30.	Min. 2,500 psi structural concrete; ASTM D41 primed	(Optional) Min. 1.5-inch Trisotech G, Trisotech, ISO 95+ GL or Multi-Max FA3	Hot asphalt	Min. 0.125-inch TremBoard AC or min. 0.5-inch Structodek HD with Primed Red Coating	Hot asphalt	BP-SEBS, SBS-SEBS	(Optional) BP-SEBS, SBS-SEBS	SBS-SEBS	-180.0

TORCH-APPLIED BASE PLY:

TABLE 3A: STRUCTURAL CONCRETE DECKS – NEW CONSTRUCTION OR REROOF (TEAR-OFF)
SYSTEM TYPE A-1: BONDED INSULATION, BONDED ROOF COVER

 REFER TO [NOTE 16](#) FOR VAPOR BARRIER OPTIONS

Sys. No.	Deck (Note 1)	Base Insulation Layer(s)		Top Insulation Layer		Roof Cover (Note 15)			MDP (psf) *
		Type	Attach (Notes 6,7,8)	Type	Attach (Notes 6,7,8)	Base Ply	Ply	Cap Ply	
C-31.	Min. 2,500 psi structural concrete	Min. 2-inch Trisotech G, Trisotech CGF, Trisotech or H-Shield	LRFIA or LRFIA(BG)	Additional Insulation Layer(s): (Optional) Min. 1-inch base insulation Coverboard: Min. 1-inch MonoBoard Plus or Min. 2-inch TopRock DD Plus (no extrapolation permitted for ribbon attachment)	Additional Layer(s): LRFIA or LRFIA(BG) Coverboard: LRFIA or LRFIA(BG), 6-inch o.c.	SBS-TA	(Optional) SBS-TA	SBS-TA	-60.0*
C-32.	Min. 2,500 psi structural concrete	(Optional) Min. 0.5-inch Trisotech G, Trisotech CGF, Trisotech, H-Shield, Multi-Max FA3, RESISTA or Ultra-Max or min. 1-inch Styrofoam Brand Roofmate, Highload 60 or Plazamate	LRFIA or LRFIA(BG)	Min. 0.25-inch SECUROCK Gypsum-Fiber Roof Board	LRFIA or LRFIA(BG)	APP-TA, SBS-TA	(Optional) APP-TA, SBS-TA	APP-TA, SBS-TA	-180.0
C-33.	Min. 2,500 psi structural concrete	Min. 1-inch Trisotech G, Trisotech CGF, Trisotech, EnergyGuard Polyiso Insulation, H-Shield, ISO 95+ GL, Multi-Max FA-3, RESISTA, UltraMax or Styrofoam Brand Roofmate, Highload 60 or Plazamate	LRFIA or LRFIA(BG)	Min. 0.625-inch SECUROCK Gypsum-Fiber Roof Board	LRFIA or LRFIA(BG)	SBS-TA	(Optional) SBS-TA	SBS-TA	-195.0
C-34.	Min. 2,500 psi structural concrete	(Optional) Min. 0.5-inch Trisotech G, Trisotech CGF, Trisotech, H-Shield, Multi-Max FA3, RESISTA or Ultra-Max or min. 1-inch Styrofoam Brand Roofmate, Highload 60 or Plazamate	LRFIA or LRFIA(BG)	Min. 0.5-inch SECUROCK Cement Roof Board or min. 7/16-inch DEXcell Cement Roof Board	LRFIA or LRFIA(BG)	APP-TA, SBS-TA	(Optional) APP-TA, SBS-TA	APP-TA, SBS-TA	-262.5

TABLE 3B: STRUCTURAL CONCRETE DECKS – NEW CONSTRUCTION OR REROOF (TEAR-OFF)
SYSTEM TYPE F: NON-INSULATED, BONDED ROOF COVER

System No.	Deck (Note 1)	Primer	Roof Cover (Note 15)			MDP (psf)
			Base Ply	Ply	Cap Ply	
C-35.	Min. 2,500 psi structural concrete	None	BP-CA1, SBS-CA-1	(Optional) One or more BP-CA1 or SBS-CA1	BP-CA1, SBS-CA1	-60.0
C-36.	Min. 2,500 psi structural concrete	ASTM D41	POWERply Standard Smooth HW, torch-applied	(Optional) POWERply Standard Smooth HW, torch-applied	SBS-TA	-315.0
C-37.	Min. 2,500 psi structural concrete	TREMprime WB Primer	BP-CA6, SBS-CA6	(Optional) One or more BP-CA6, SBS-CA6	BP-CA6, SBS-CA6	-372.5
C-38.	Min. 2,500 psi structural concrete	ASTM D41	APP-TA	(Optional) APP-TA	APP-TA	-465.0
C-39.	Min. 2,500 psi structural concrete	None	BP-CA5, SBS-CA5	(Optional) BP-CA5, SBS-CA5	BP-CA5, SBS-CA5	-802.5

**TABLE 4A: LIGHTWEIGHT CONCRETE DECKS - REROOF (TEAR-OFF)
SYSTEM TYPE A-1: LWC TO DECK, BONDED INSULATION, BONDED ROOF COVER**

System No.	Deck (Note 1)	Lightweight Concrete (Note 14)		Base Insulation Layer		Coverboard		Roof Cover (Note 15)			MDP (psf)*
		Type	Surfacing	Type	Attach (Notes 6,7,8)	Type	Attach (Notes 6,7,8)	Base Ply	Ply	Cap Ply	
LWC-1.	Min. 22 ga., type B, Grade 40 steel, 6 ft span, 5/8" puddle welds, 6" o.c. or min. 2,500 psi structural concrete	Pre-existent (re-roof only), min. 2-inch thick, min. 350 psi cellular lightweight concrete	For reroof (tear-off), repair LWC spalls with Celcore SBS (Sanded Bonding Surface)	(Optional) One or more layers, Min. 1-inch Trisotech G, Trisotech CGF, Trisotech, EnergyGuard Polyiso Insulation, H-Shield, ISO 95+ GL, Multi-Max FA3	LRFIA or LRFIA(BG)	Min. 0.25-inch SECUROCK Gypsum-Fiber Roof Board	LRFIA or LRFIA(BG)	BP-CA1 or SBS-CA1	(Optional) One or more BP-CA1 or SBS-CA1	BP-CA1 or SBS-CA1	-52.5
LWC-2.	Min. 22 ga., type B, Grade 40 steel, 6 ft span, 5/8" puddle welds, 6" o.c. or min. 2,500 psi structural concrete	Pre-existent (re-roof only), min. 2-inch thick, min. 350 psi cellular lightweight concrete	For reroof (tear-off), repair LWC spalls with Celcore SBS (Sanded Bonding Surface)	(Optional) One or more layers, Min. 1-inch Trisotech G, Trisotech CGF, Trisotech, EnergyGuard Polyiso Insulation, H-Shield, ISO 95+ GL, Multi-Max FA3	LRFIA or LRFIA(BG)	Min. 0.25-inch SECUROCK Gypsum-Fiber Roof Board	LRFIA or LRFIA(BG)	BP-CA6 or SBS-CA6	(Optional) One or more BP-CA1, BP-CA6, SBS-CA1 or SBS-CA6	BP-CA1, BP-CA6, SBS-CA1 or SBS-CA6	-52.5
LWC-3.	Min. 22 ga., type B, Grade 40 steel, 6 ft span, 5/8" puddle welds, 6" o.c. or min. 2,500 psi structural concrete	Pre-existent (re-roof only), min. 2-inch thick, min. 350 psi cellular lightweight concrete	For reroof (tear-off), repair LWC spalls with Celcore SBS (Sanded Bonding Surface)	(Optional) One or more layers, Min. 1-inch Trisotech G, Trisotech CGF, Trisotech, EnergyGuard Polyiso Insulation, H-Shield, ISO 95+ GL, Multi-Max FA3	LRFIA or LRFIA(BG)	Min. 0.25-inch SECUROCK Gypsum-Fiber Roof Board	LRFIA or LRFIA(BG)	BP-CA5 or SBS-CA5	(Optional) One or more BP-CA5 or SBS-CA5	BP-CA5 or SBS-CA5	-52.5
LWC-4.	Min. 22 ga., type B, Grade 40 steel, 6 ft span, 5/8" puddle welds, 6" o.c. or min. 2,500 psi structural concrete	Pre-existent (re-roof only), min. 2-inch thick, min. 350 psi cellular lightweight concrete	For reroof (tear-off), repair LWC spalls with Celcore SBS (Sanded Bonding Surface)	(Optional) One or more layers, Min. 1-inch Trisotech G, Trisotech CGF, Trisotech, EnergyGuard Polyiso Insulation, H-Shield, ISO 95+ GL, Multi-Max FA3	LRFIA or LRFIA(BG)	Min. 0.25-inch SECUROCK Gypsum-Fiber Roof Board	LRFIA or LRFIA(BG)	BP-AA, SBS-AA	(Optional) BP-CA1, BP-AA, SBS-CA1, SBS-AA or APP-TA	BP-CA1, BP-AA, SBS-CA1, SBS-AA or APP-TA	-52.5
LWC-5.	Min. 22 ga., type B, Grade 40 steel, 6 ft span, 5/8" puddle welds, 6" o.c. or min. 2,500 psi structural concrete	Pre-existent (re-roof only), min. 2-inch thick, min. 350 psi cellular lightweight concrete	For reroof (tear-off), repair LWC spalls with Celcore SBS (Sanded Bonding Surface)	(Optional) One or more layers, Min. 1-inch Trisotech G, Trisotech CGF, Trisotech, EnergyGuard Polyiso Insulation, H-Shield, ISO 95+ GL, Multi-Max FA3	LRFIA or LRFIA(BG)	Min. 0.25-inch SECUROCK Gypsum-Fiber Roof Board	LRFIA or LRFIA(BG)	SBS-AA	(Optional) One or more SBS-AA, SBS-TA	SBS-TA	-52.5
LWC-6.	Min. 22 ga., type B, Grade 40 steel, 6 ft span, 5/8" puddle welds, 6" o.c. or min. 2,500 psi structural concrete	Pre-existent (re-roof only), min. 2-inch thick, min. 350 psi cellular lightweight concrete	For reroof (tear-off), repair LWC spalls with Celcore SBS (Sanded Bonding Surface)	(Optional) One or more layers, Min. 1-inch Trisotech G, Trisotech CGF, Trisotech, EnergyGuard Polyiso Insulation, H-Shield, ISO 95+ GL, Multi-Max FA3	LRFIA or LRFIA(BG)	Min. 0.25-inch SECUROCK Gypsum-Fiber Roof Board	LRFIA or LRFIA(BG)	BP-SEBS, SBS-SEBS	(Optional) BP-SEBS, SBS-SEBS	SBS-SEBS	-52.5
LWC-7.	Min. 22 ga., type B, Grade 40 steel, 6 ft span, 5/8" puddle welds, 6" o.c. or min. 2,500 psi structural concrete	Pre-existent (re-roof only), min. 2-inch thick, min. 350 psi cellular lightweight concrete	For reroof (tear-off), repair LWC spalls with Celcore SBS (Sanded Bonding Surface)	(Optional) One or more layers, Min. 1-inch Trisotech G, Trisotech CGF, Trisotech, EnergyGuard Polyiso Insulation, H-Shield, ISO 95+ GL, Multi-Max FA3	LRFIA or LRFIA(BG)	Min. 0.25-inch SECUROCK Gypsum-Fiber Roof Board	LRFIA or LRFIA(BG)	POWERply APP Smooth, SBS-TA	(Optional) APP-TA, SBS-TA	APP-TA, SBS-TA	-52.5

**TABLE 4B: LIGHTWEIGHT CONCRETE DECKS – NEW CONSTRUCTION OR REROOF (TEAR-OFF)
SYSTEM TYPE B-3: MECHANICALLY ATTACHED ANCHOR SHEET, BONDED INSULATION, BONDED ROOF COVER**

Sys No.	Deck (Note 1)	Lightweight Concrete (Note 14)	Anchor Sheet			Vapor Barrier (Note 15)	Base Insulation		Top Insulation		Roof Cover (Note 15)			MDP (psf)
			Type	Fasten (Note 11)	Attach		Type	Attach (Notes 6,7,8)	Type	Attach (Notes 6,7,8)	Base Ply	Ply	Cap Ply	
POWERPLY ENDURE BIO ADHESIVE TF APPLIED BASE PLY:														
LWC-8.	Min. 22 ga., type BV, Grade 40 steel; 6 ft span; #12 HWH Tekes 5 6" o.c.	<u>ELASTIZELL (23-0817.05):</u> Min. 370 psi, Min. 2-inch thick, Elastizell Range III Cellular Concrete with Zell-Crete Fibers	BURmastic Composite Ply HT, BURmastic Composite Ply Premium	Tremco Twin-Loc Nail Assembled Fastener (min. 1.7" embed)	7-inch o.c. at 4-inch laps and 7-inch o.c. at two (2), equally spaced, staggered center rows	(Optional) BP-CA5 or SBS-CA5 (smooth)	Min. 1-inch Trisotech G, Trisotech CGF, Trisotech, EnergyGuard Polyiso Insulation, H-Shield, ISO 95+ GL, RESISTA, Multi-Max FA3, UltraMax or Styrofoam Brand Roofmate, Highload 60 or Plazamate	LRFIA or LRFIA(BG), ~10.5-inch o.c. (ribbons shall be over anchor sheet fastener rows)	Min. 0.25-inch DensDeck Prime, DEXcell FA Glass Mat Roof Board or SECUROCK Gypsum-Fiber Roof Board or min. 0.5-inch SECUROCK Cement Roof Board or min. 7/16-inch DEXcell Cement Roof Board	LRFIA or LRFIA(BG)	BP-CA5 or SBS-CA5	(Optional) BP-CA5 or SBS-CA5	SBS-CA5	-45.0
LWC-9.	Min. 22 ga., type BV, Grade 80 steel; 6 ft span; #12 HWH Tekes 5 6" o.c.	<u>ELASTIZELL (23-0817.05):</u> Min. 430 psi, Min. 2-inch thick, Elastizell Range III Cellular Concrete with Zell-Crete Fibers	BURmastic Composite Ply HT, BURmastic Composite Ply Premium	Tremco Twin-Loc Nail Assembled Fastener (min. 1.7" embed)	7-inch o.c. at 4-inch laps and 7-inch o.c. at three (3), equally spaced, staggered center rows	(Optional) BP-CA5 or SBS-CA5 (smooth)	Min. 1-inch Trisotech G, Trisotech CGF, Trisotech, EnergyGuard Polyiso Insulation, H-Shield, ISO 95+ GL, RESISTA, Multi-Max FA3, UltraMax or Styrofoam Brand Roofmate, Highload 60 or Plazamate	LRFIA or LRFIA(BG), ~8-inch o.c. (ribbons shall be over anchor sheet fastener rows)	Min. 0.25-inch DensDeck Prime, DEXcell FA Glass Mat Roof Board or SECUROCK Gypsum-Fiber Roof Board or min. 0.5-inch SECUROCK Cement Roof Board or min. 7/16-inch DEXcell Cement Roof Board	LRFIA or LRFIA(BG), 8-inch o.c.	BP-CA5 or SBS-CA5	(Optional) BP-CA5 or SBS-CA5	SBS-CA5	-60.0
ASPHALT APPLIED BASE PLY:														
LWC-10.	Pre-existent steel or structural concrete, acceptable to AHJ	Pre-existent, min. 2-inch thick, min. 360 psi cellular lightweight concrete	BURmastic Composite Ply HT or BURmastic Composite Ply Premium	Trufast Versa Fastener & Plate; 2 screws per plate installed 180° into the holes of the plate (MCRF > 67 lbf)	6-inch o.c. at 4-inch laps and 12-inch o.c. at four (4), equally spaced center rows	(Optional) BP-AA, SBS-AA or SBS-TA (smooth)	Min. 1.5-inch Trisotech G, Trisotech, ISO 95+ GL or Multi-Max FA3	Hot asphalt	Min. 0.125-inch TremBoard AC or min. 0.25-inch DensDeck, DensDeck Prime, DEXcell FA Glass Mat Roof Board or SECUROCK Gypsum-Fiber Roof Board	Hot asphalt	BP-AA, SBS-AA	(Optional) BP-AA or SBS-AA	BP-AA or SBS-AA	-75.0
LWC-11.	Pre-existent steel or structural concrete, acceptable to AHJ	Pre-existent, min. 2-inch thick, min. 360 psi cellular lightweight concrete	BURmastic Composite Ply HT or BURmastic Composite Ply Premium	Trufast Versa Fastener & Plate; 2 screws per plate installed 180° into the holes of the plate (MCRF > 67 lbf)	6-inch o.c. at 4-inch laps and 12-inch o.c. at four (4), equally spaced center rows	(Optional) BP-AA, SBS-AA or SBS-TA (smooth)	Min. 1.5-inch Trisotech G, Trisotech, ISO 95+ GL or Multi-Max FA3	Hot asphalt	Min. 0.125-inch TremBoard AC or min. 0.25-inch DensDeck, DensDeck Prime, DEXcell FA Glass Mat Roof Board or SECUROCK Gypsum-Fiber Roof Board	Hot asphalt	SBS-AA	(Optional) One or more SBS-AA, SBS-TA	SBS-TA	-75.0
SEBS APPLIED BASE PLY:														

**TABLE 4B: LIGHTWEIGHT CONCRETE DECKS – NEW CONSTRUCTION OR REROOF (TEAR-OFF)
SYSTEM TYPE B-3: MECHANICALLY ATTACHED ANCHOR SHEET, BONDED INSULATION, BONDED ROOF COVER**

Sys No.	Deck (Note 1)	Lightweight Concrete (Note 14)	Anchor Sheet			Vapor Barrier (Note 15)	Base Insulation		Top Insulation		Roof Cover (Note 15)			MDP (psf)
			Type	Fasten (Note 11)	Attach		Type	Attach (Notes 6,7,8)	Type	Attach (Notes 6,7,8)	Base Ply	Ply	Cap Ply	
LWC-12.	Pre-existent steel or structural concrete, acceptable to AHJ	Pre-existent, min. 2-inch thick, min. 360 psi cellular lightweight concrete	BURmastic Composite Ply HT or BURmastic Composite Ply Premium	Trufast Versa Fastener & Plate; 2 screws per plate installed 180° into the holes of the plate (MCRF > 67 lbf)	6-inch o.c. at 4-inch laps and 12-inch o.c. at four (4), equally spaced center rows	(Optional) BP-AA, SBS-AA or SBS-TA (smooth)	Min. 1.5-inch Trisotech G, Trisotech, ISO 95+ GL or Multi-Max FA3	Hot asphalt	Min. 0.125-inch TremBoard AC or min. 0.25-inch DensDeck, DensDeck Prime, DEXcell FA Glass Mat Roof Board or SECUROCK Gypsum-Fiber Roof Board	Hot asphalt	BP-SEBS, SBS-SEBS	(Optional) BP-SEBS, SBS-SEBS	SBS-SEBS	-75.0
TORCH-APPLIED BASE PLY:														
LWC-13.	Min. 22 ga., type BV, Grade 40 steel; 6 ft span; #12 HWH Tekes 5 6" o.c.	<u>ELASTIZELL (NOA 23-0817.05):</u> Min. 370 psi, Min. 2-inch thick, Elastizell Range III Cellular Concrete with Zell-Crete Fibers	BURmastic Composite Ply HT or BURmastic Composite Ply Premium	Tremco Twin Loc-Nails (min. 1.7" embed)	7-inch o.c. at 4-inch laps and 7-inch o.c. at two (2), equally spaced, staggered center rows	(Optional) BP-CA5 or SBS-CA5 (smooth)	Min. 1-inch Trisotech G, Trisotech CGF, Trisotech, EnergyGuard Polyiso Insulation, H-Shield, ISO 95+ GL, RESISTA, Multi-Max FA3, UltraMax or Styrofoam Brand Roofmate, Highload 60 or Plazamate	LRFIA or LRFIA(BG), ~10.5-inch o.c. (ribbons shall be over anchor sheet fastener rows)	Min. 0.25-inch DensDeck Prime, DEXcell FA Glass Mat Roof Board or SECUROCK Gypsum-Fiber Roof Board or min. 0.5-inch SECUROCK Cement Roof Board or min. 7/16-inch DEXcell Cement Roof Board	LRFIA or LRFIA(BG)	APP-TA, SBS-TA	(Optional) APP-TA, SBS-TA	APP-TA, SBS-TA	-45.0
LWC-14.	Min. 22 ga., type BV, Grade 80 steel; 6 ft span; #12 HWH Tekes 5 6" o.c.	<u>ELASTIZELL (NOA 23-0817.05):</u> Min. 430 psi, Min. 2-inch thick, Elastizell Range III Cellular Concrete with Zell-Crete Fibers	BURmastic Composite Ply HT or BURmastic Composite Ply Premium	Tremco Twin Loc-Nails (min. 1.7" embed)	7-inch o.c. at 4-inch laps and 7-inch o.c. at three (3), equally spaced, staggered center rows	(Optional) BP-CA5 or SBS-CA5 (smooth)	Min. 1-inch Trisotech G, Trisotech CGF, Trisotech, EnergyGuard Polyiso Insulation, H-Shield, ISO 95+ GL, RESISTA, Multi-Max FA3, UltraMax or Styrofoam Brand Roofmate, Highload 60 or Plazamate	LRFIA or LRFIA(BG), ~8-inch o.c. (ribbons shall be over anchor sheet fastener rows)	Min. 0.25-inch DensDeck Prime, DEXcell FA Glass Mat Roof Board or SECUROCK Gypsum-Fiber Roof Board or min. 0.5-inch SECUROCK Cement Roof Board or min. 7/16-inch DEXcell Cement Roof Board	LRFIA or LRFIA(BG), 8-inch o.c.	APP-TA, SBS-TA	(Optional) APP-TA, SBS-TA	APP-TA, SBS-TA	-60.0
LWC-15.	Pre-existent steel or structural concrete, acceptable to AHJ	Pre-existent, min. 2-inch thick, min. 360 psi cellular lightweight concrete	BURmastic Composite Ply HT or BURmastic Composite Ply Premium	Trufast Versa Fastener & Plate; 2 screws per plate installed 180° into the holes of the plate (MCRF > 67 lbf)	6-inch o.c. at 4-inch laps and 12-inch o.c. at four (4), equally spaced center rows	(Optional) BP-AA, SBS-AA or SBS-TA (smooth)	Min. 1.5-inch Trisotech G, Trisotech, ISO 95+ GL or Multi-Max FA3	Hot asphalt	Min. 0.25-inch DensDeck Prime, DEXcell FA Glass Mat Roof Board or SECUROCK Gypsum-Fiber Roof Board	Hot asphalt	APP-TA, SBS-TA	(Optional) APP-TA, SBS-TA	APP-TA, SBS-TA	-75.0

TABLE 4C: LIGHTWEIGHT CONCRETE DECKS – REROOF (TEAR-OFF) OR RECOVER
SYSTEM TYPE C-1: MECHANICALLY ATTACHED INSULATION, BONDED ROOF COVER

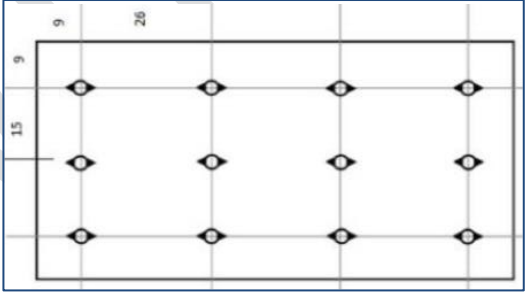
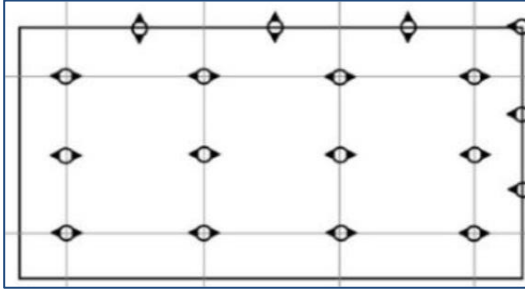
System No.	Deck (Note 1)	Lightweight Concrete (Note 14)		Insulation Layer			Roof Cover (Note 15)			MDP (psf)
		Type	Surfacing	Type	Fastener (Note 11)	Top Layer Attach	Base Ply	Ply	Cap Ply	
BURMASTIC ADHESIVE MC APPLIED BASE PLY:										
LWC-16.	Min. 22 ga., type B, Grade 40 steel, 6 ft span, 5/8" puddle welds, 6" o.c. or min. 2,500 psi structural concrete	Pre-existent, min. 2-inch thick, min. 350 psi cellular lightweight concrete	Repair LWC spalls with Celcore SBS (Sanded Bonding Surface)	Base Layer(s): (Optional) One or more layers, min. 1-inch thick FBC Approved polyisocyanurate or mineral wool insulation, loose laid Top Layer: Min. 0.5-inch SECUROCK Gypsum-Fiber Roof Board	Trufast Versa Fastener & Plate; 2 screws per plate installed 180° into the holes of the plate*	1 per 2.7 ft ² (12 per 4x8 ft board)	BP-CA6 or SBS-CA6	(Optional) One or more BP-CA1, BP-CA6, SBS-CA1 or SBS-CA6	BP-CA1, BP-CA6, SBS-CA1 or SBS-CA6	-45.0
	<i>Note:</i>	<i>*Versa Fastener screws shall be of sufficient length for full-penetration through the LWC top coat. Field withdrawal resistance testing (Note 11) shall yield minimum 240 lbf.</i>								
LWC-17.	Min. 22 ga., type B, Grade 40 steel, 6 ft span, 5/8" puddle welds, 6" o.c. or min. 2,500 psi structural concrete	Pre-existent, min. 2-inch thick, min. 350 psi cellular lightweight concrete	Repair LWC spalls with Celcore SBS (Sanded Bonding Surface)	Base Layer(s): (Optional) One or more layers, min. 1-inch thick FBC Approved polyisocyanurate or mineral wool insulation, loose laid Top Layer: Min. 0.5-inch SECUROCK Gypsum-Fiber Roof Board	Trufast Versa Fastener & Plate; 2 screws per plate installed 180° into the holes of the plate*	1 per 1.8 ft ² (12 plates per 4x8 ft board in field of board, plus 1 part in corner, 2 parts on short edge and 3 parts on long edge)	BP-CA6 or SBS-CA6	(Optional) One or more BP-CA1, BP-CA6, SBS-CA1 or SBS-CA6	BP-CA1, BP-CA6, SBS-CA1 or SBS-CA6	-60.0
	<i>Note:</i>	<i>*Versa Fastener screws shall be of sufficient length for full-penetration through the LWC top coat. Field withdrawal resistance testing (Note 11) shall yield minimum 214 lbf.</i>								

TABLE 4C: LIGHTWEIGHT CONCRETE DECKS – REROOF (TEAR-OFF) OR RECOVER
SYSTEM TYPE C-1: MECHANICALLY ATTACHED INSULATION, BONDED ROOF COVER


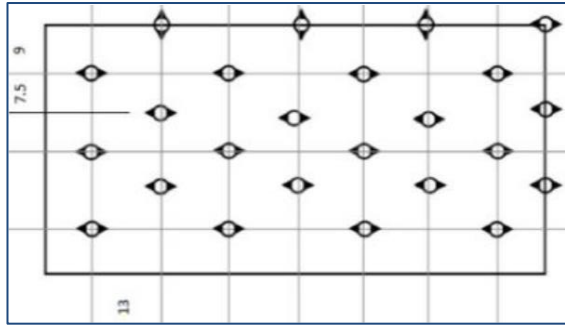
System No.	Deck (Note 1)	Lightweight Concrete (Note 14)		Insulation Layer			Roof Cover (Note 15)			MDP (psf)
		Type	Surfacing	Type	Fastener (Note 11)	Top Layer Attach	Base Ply	Ply	Cap Ply	
LWC-18.	Min. 22 ga., type B, Grade 40 steel, 6 ft span, 5/8" puddle welds, 6" o.c. or min. 2,500 psi structural concrete	Pre-existent, min. 2-inch thick, min. 350 psi cellular lightweight concrete	Repair LWC spalls with Celcore SBS (Sanded Bonding Surface)	Base Layer(s): (Optional) One or more layers, min. 1-inch thick FBC Approved polyisocyanurate or mineral wool insulation, loose laid Top Layer: Min. 0.125-inch TremBoard AC	Trufast Versa Fastener & Plate; 2 screws per plate installed 180° into the holes of the plate*	1 per 1.3 ft ² (18 plates per 4x8 ft board in field of board, plus 6 parts on long edge)	SBS-CA6	(Optional) One or more BP-CA6 or SBS-CA6	BP-CA1, BP-CA6, SBS-CA1 or SBS-CA6	-67.5
	Note:	*Versa Fastener screws shall be of sufficient length for full-penetration through the LWC top coat. Field withdrawal resistance testing (Note 11) shall yield minimum 180 lbf.								
LWC-19.	Min. 22 ga., type B, Grade 40 steel, 6 ft span, 5/8" puddle welds, 6" o.c. or min. 2,500 psi structural concrete	Pre-existent, min. 2-inch thick, min. 350 psi cellular lightweight concrete	Repair LWC spalls with Celcore SBS (Sanded Bonding Surface)	Base Layer(s): (Optional) One or more layers, min. 1-inch thick FBC Approved polyisocyanurate or mineral wool insulation, loose laid Top Layer: Min. 0.5-inch SECUROCK Gypsum-Fiber Roof Board	Trufast Versa Fastener & Plate; 2 screws per plate installed 180° into the holes of the plate*	1 per 1.3 ft ² (18 plates per 4x8 ft board in field of board, plus 1 part in corner, 2 parts on short edge and 3 parts on long edge)	BP-CA6 or SBS-CA6	(Optional) One or more BP-CA6 or SBS-CA6	BP-CA1, BP-CA6, SBS-CA1 or SBS-CA6	-97.5
	Note:	*Versa Fastener screws shall be of sufficient length for full-penetration through the LWC top coat. Field withdrawal resistance testing (Note 11) shall yield minimum 259 lbf.								

TABLE 4C: LIGHTWEIGHT CONCRETE DECKS – REROOF (TEAR-OFF) OR RECOVER
SYSTEM TYPE C-1: MECHANICALLY ATTACHED INSULATION, BONDED ROOF COVER

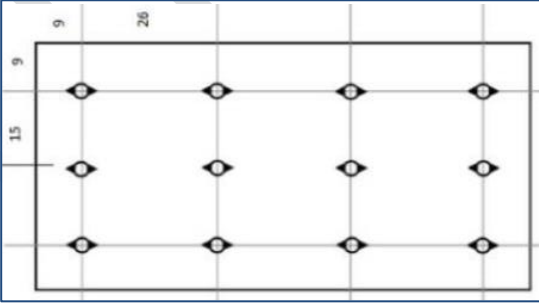
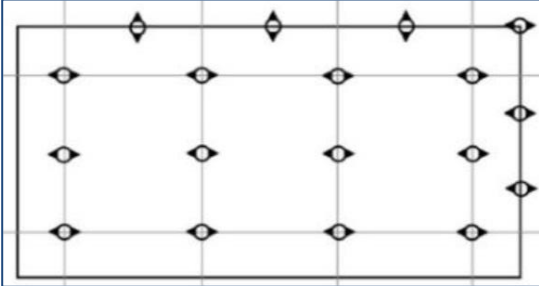
System No.	Deck (Note 1)	Lightweight Concrete (Note 14)		Insulation Layer			Roof Cover (Note 15)			MDP (psf)
		Type	Surfacing	Type	Fastener (Note 11)	Top Layer Attach	Base Ply	Ply	Cap Ply	
POWERPLY ENDURE BIO ADHESIVE TF APPLIED BASE PLY:										
LWC-20.	Min. 22 ga., type B, Grade 40 steel, 6 ft span, 5/8" puddle welds, 6" o.c. or min. 2,500 psi structural concrete	Pre-existent, min. 2-inch thick, min. 350 psi cellular lightweight concrete	Repair LWC spalls with Celcore SBS (Sanded Bonding Surface)	Base Layer(s): (Optional) One or more layers, min. 1-inch thick FBC Approved polyisocyanurate or mineral wool insulation, loose laid Top Layer: Min. 0.5-inch SECUROCK Gypsum-Fiber Roof Board	Trufast Versa Fastener & Plate; 2 screws per plate installed 180° into the holes of the plate*	1 per 2.7 ft ² (12 per 4x8 ft board)	BP-CA5 or SBS-CA5	(Optional) One or more BP-CA5 or SBS-CA5	BP-CA5 or SBS-CA5	-45.0
	<i>Note:</i>	<i>*Versa Fastener screws shall be of sufficient length for full-penetration through the LWC top coat. Field withdrawal resistance testing (Note 11) shall yield minimum 240 lbf.</i>								
LWC-21.	Min. 22 ga., type B, Grade 40 steel, 6 ft span, 5/8" puddle welds, 6" o.c. or min. 2,500 psi structural concrete	Pre-existent, min. 2-inch thick, min. 350 psi cellular lightweight concrete	Repair LWC spalls with Celcore SBS (Sanded Bonding Surface)	Base Layer(s): (Optional) One or more layers, min. 1-inch thick FBC Approved polyisocyanurate or mineral wool insulation, loose laid Top Layer: Min. 0.5-inch SECUROCK Gypsum-Fiber Roof Board	Trufast Versa Fastener & Plate; 2 screws per plate installed 180° into the holes of the plate*	1 per 1.8 ft ² (12 plates per 4x8 ft board in field of board, plus 1 part in corner, 2 parts on short edge and 3 parts on long edge)	BP-CA5 or SBS-CA5	(Optional) One or more BP-CA5 or SBS-CA5	BP-CA5 or SBS-CA5	-60.0
	<i>Note:</i>	<i>*Versa Fastener screws shall be of sufficient length for full-penetration through the LWC top coat. Field withdrawal resistance testing (Note 11) shall yield minimum 214 lbf.</i>								

TABLE 4C: LIGHTWEIGHT CONCRETE DECKS – REROOF (TEAR-OFF) OR RECOVER
SYSTEM TYPE C-1: MECHANICALLY ATTACHED INSULATION, BONDED ROOF COVER


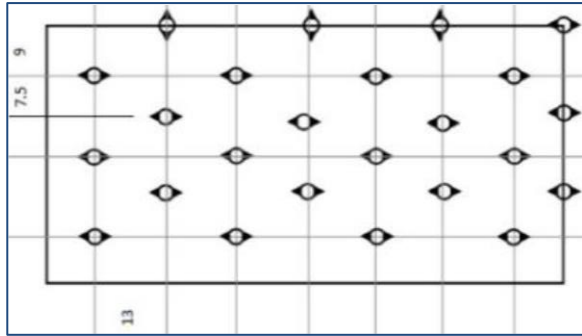
System No.	Deck (Note 1)	Lightweight Concrete (Note 14)		Insulation Layer			Roof Cover (Note 15)			MDP (psf)
		Type	Surfacing	Type	Fastener (Note 11)	Top Layer Attach	Base Ply	Ply	Cap Ply	
LWC-22.	Min. 22 ga., type B, Grade 40 steel, 6 ft span, 5/8" puddle welds, 6" o.c. or min. 2,500 psi structural concrete	Pre-existent, min. 2-inch thick, min. 350 psi cellular lightweight concrete	Repair LWC spalls with Celcore SBS (Sanded Bonding Surface)	Base Layer(s): (Optional) One or more layers, min. 1-inch thick FBC Approved polyisocyanurate or mineral wool insulation, loose laid Top Layer: Min. 0.125-inch TremBoard AC	Trufast Versa Fastener & Plate; 2 screws per plate installed 180° into the holes of the plate*	1 per 1.3 ft ² (18 plates per 4x8 ft board in field of board, plus 6 parts on long edge)	BP-CA5 or SBS-CA5	(Optional) One or more BP-CA5 or SBS-CA5	BP-CA5 or SBS-CA5	-67.5
	Note:	*Versa Fastener screws shall be of sufficient length for full-penetration through the LWC top coat. Field withdrawal resistance testing (Note 11) shall yield minimum 180 lbf.								
LWC-23.	Min. 22 ga., type B, Grade 40 steel, 6 ft span, 5/8" puddle welds, 6" o.c. or min. 2,500 psi structural concrete	Pre-existent, min. 2-inch thick, min. 350 psi cellular lightweight concrete	Repair LWC spalls with Celcore SBS (Sanded Bonding Surface)	Base Layer(s): (Optional) One or more layers, min. 1-inch thick FBC Approved polyisocyanurate or mineral wool insulation, loose laid Top Layer: Min. 0.5-inch SECUROCK Gypsum-Fiber Roof Board	Trufast Versa Fastener & Plate; 2 screws per plate installed 180° into the holes of the plate*	1 per 1.3 ft ² (18 plates per 4x8 ft board in field of board, plus 1 part in corner, 2 parts on short edge and 3 parts on long edge)	BP-CA5 or SBS-CA5	(Optional) One or more BP-CA5 or SBS-CA5	BP-CA5 or SBS-CA5	-97.5
	Note:	*Versa Fastener screws shall be of sufficient length for full-penetration through the LWC top coat. Field withdrawal resistance testing (Note 11) shall yield minimum 259 lbf.								

TABLE 4C: LIGHTWEIGHT CONCRETE DECKS – REROOF (TEAR-OFF) OR RECOVER
SYSTEM TYPE C-1: MECHANICALLY ATTACHED INSULATION, BONDED ROOF COVER

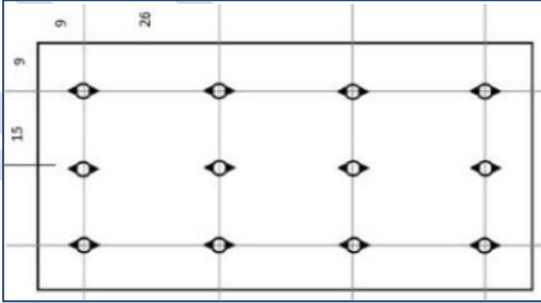
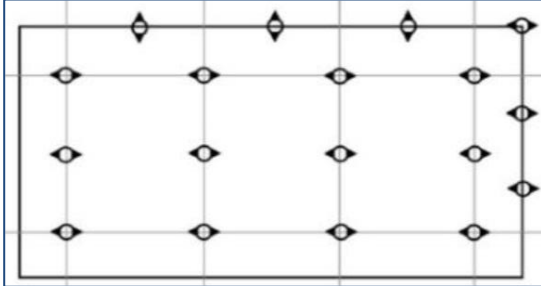
System No.	Deck (Note 1)	Lightweight Concrete (Note 14)		Insulation Layer			Roof Cover (Note 15)			MDP (psf)
		Type	Surfacing	Type	Fastener (Note 11)	Top Layer Attach	Base Ply	Ply	Cap Ply	
HOT-ASPHALT-APPLIED BASE PLY:										
LWC-24.	Min. 22 ga., type B, Grade 40 steel, 6 ft span, 5/8" puddle welds, 6" o.c. or min. 2,500 psi structural concrete	Pre-existent, min. 2-inch thick, min. 350 psi cellular lightweight concrete	Repair LWC spalls with Celcore SBS (Sanded Bonding Surface)	Base Layer(s): (Optional) One or more layers, min. 1-inch thick FBC Approved polyisocyanurate or mineral wool insulation, loose laid Top Layer: Min. 0.5-inch SECUROCK Gypsum-Fiber Roof Board	Trufast Versa Fastener & Plate; 2 screws per plate installed 180° into the holes of the plate*	1 per 2.7 ft ² (12 per 4x8 ft board)	BP-AA, SBS-AA	(Optional) One or more BP-CA1, BP-AA, SBS-CA1, SBS-AA or APP-TA	BP-CA1, BP-AA, SBS-CA1, SBS-AA or APP-TA	-45.0
	<i>Note:</i>	<i>*Versa Fastener screws shall be of sufficient length for full-penetration through the LWC top coat. Field withdrawal resistance testing (Note 11) shall yield minimum 240 lbf.</i>								
LWC-25.	Min. 22 ga., type B, Grade 40 steel, 6 ft span, 5/8" puddle welds, 6" o.c. or min. 2,500 psi structural concrete	Pre-existent, min. 2-inch thick, min. 350 psi cellular lightweight concrete	Repair LWC spalls with Celcore SBS (Sanded Bonding Surface)	Base Layer(s): (Optional) One or more layers, min. 1-inch thick FBC Approved polyisocyanurate or mineral wool insulation, loose laid Top Layer: Min. 0.5-inch SECUROCK Gypsum-Fiber Roof Board	Trufast Versa Fastener & Plate; 2 screws per plate installed 180° into the holes of the plate*	1 per 1.8 ft ² (12 plates per 4x8 ft board in field of board, plus 1 part in corner, 2 parts on short edge and 3 parts on long edge)	BP-AA, SBS-AA	(Optional) One or more BP-CA1, BP-AA, SBS-CA1, SBS-AA or APP-TA	BP-CA1, BP-AA, SBS-CA1, SBS-AA or APP-TA	-60.0
	<i>Note:</i>	<i>*Versa Fastener screws shall be of sufficient length for full-penetration through the LWC top coat. Field withdrawal resistance testing (Note 11) shall yield minimum 214 lbf.</i>								

TABLE 4C: LIGHTWEIGHT CONCRETE DECKS – REROOF (TEAR-OFF) OR RECOVER
SYSTEM TYPE C-1: MECHANICALLY ATTACHED INSULATION, BONDED ROOF COVER


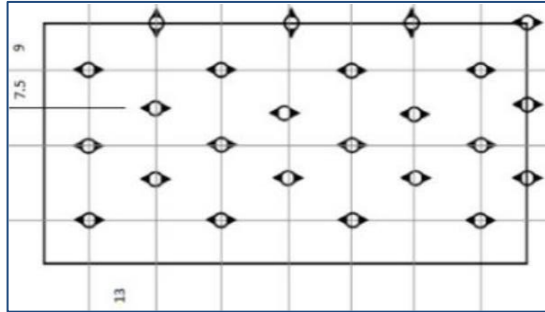
System No.	Deck (Note 1)	Lightweight Concrete (Note 14)		Insulation Layer			Roof Cover (Note 15)			MDP (psf)
		Type	Surfacing	Type	Fastener (Note 11)	Top Layer Attach	Base Ply	Ply	Cap Ply	
LWC-26.	Min. 22 ga., type B, Grade 40 steel, 6 ft span, 5/8" puddle welds, 6" o.c. or min. 2,500 psi structural concrete	Pre-existent, min. 2-inch thick, min. 350 psi cellular lightweight concrete	Repair LWC spalls with Celcore SBS (Sanded Bonding Surface)	Base Layer(s): (Optional) One or more layers, min. 1-inch thick FBC Approved polyisocyanurate or mineral wool insulation, loose laid Top Layer: Min. 0.125-inch TremBoard AC	Trufast Versa Fastener & Plate; 2 screws per plate installed 180° into the holes of the plate*	1 per 1.3 ft ² (18 plates per 4x8 ft board in field of board, plus 6 parts on long edge)	BP-AA (except BURmastic Glass Ply, BURmastic Glass Ply – 28 lb), SBS-AA	(Optional) BP-AA, SBS-AA or APP-TA	BP-CA1, BP-AA, SBS-CA1, SBS-AA or APP-TA	-67.5
	<i>Note:</i>	<i>*Versa Fastener screws shall be of sufficient length for full-penetration through the LWC top coat. Field withdrawal resistance testing (Note 11) shall yield minimum 180 lbf.</i>								
LWC-27.	Min. 22 ga., type B, Grade 40 steel, 6 ft span, 5/8" puddle welds, 6" o.c. or min. 2,500 psi structural concrete	Pre-existent, min. 2-inch thick, min. 350 psi cellular lightweight concrete	Repair LWC spalls with Celcore SBS (Sanded Bonding Surface)	Base Layer(s): (Optional) One or more layers, min. 1-inch thick FBC Approved polyisocyanurate or mineral wool insulation, loose laid Top Layer: Min. 0.5-inch SECUROCK Gypsum-Fiber Roof Board	Trufast Versa Fastener & Plate; 2 screws per plate installed 180° into the holes of the plate*	1 per 1.3 ft ² (18 plates per 4x8 ft board in field of board, plus 1 part in corner, 2 parts on short edge and 3 parts on long edge)	BP-AA, SBS-AA	(Optional) BP-AA, SBS-AA or APP-TA	BP-CA1, BP-AA, SBS-CA1, SBS-AA or APP-TA	-97.5
	<i>Note:</i>	<i>*Versa Fastener screws shall be of sufficient length for full-penetration through the LWC top coat. Field withdrawal resistance testing (Note 11) shall yield minimum 259 lbf.</i>								

TABLE 4C: LIGHTWEIGHT CONCRETE DECKS – REROOF (TEAR-OFF) OR RECOVER
SYSTEM TYPE C-1: MECHANICALLY ATTACHED INSULATION, BONDED ROOF COVER

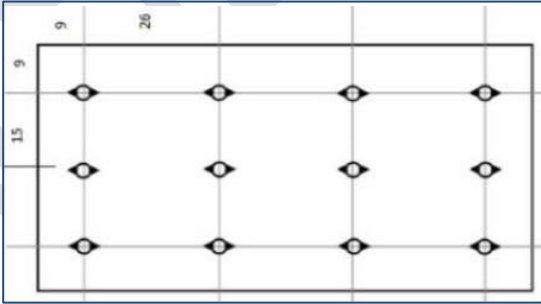
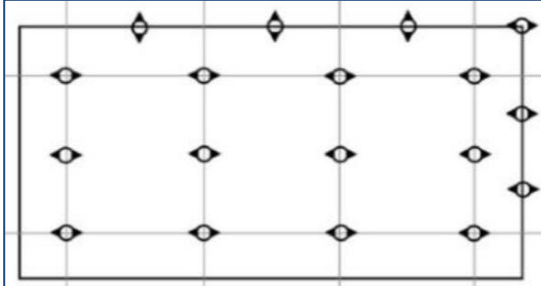
System No.	Deck (Note 1)	Lightweight Concrete (Note 14)		Insulation Layer			Roof Cover (Note 15)			MDP (psf)
		Type	Surfacing	Type	Fastener (Note 11)	Top Layer Attach	Base Ply	Ply	Cap Ply	
LWC-28.	Min. 22 ga., type B, Grade 40 steel, 6 ft span, 5/8" puddle welds, 6" o.c. or min. 2,500 psi structural concrete	Pre-existent, min. 2-inch thick, min. 350 psi cellular lightweight concrete	Repair LWC spalls with Celcore SBS (Sanded Bonding Surface)	Base Layer(s): (Optional) One or more layers, min. 1-inch thick FBC Approved polyisocyanurate or mineral wool insulation, loose laid Top Layer: Min. 0.5-inch SECUROCK Gypsum-Fiber Roof Board	Trufast Versa Fastener & Plate; 2 screws per plate installed 180° into the holes of the plate*	1 per 2.7 ft ² (12 per 4x8 ft board)	SBS-AA	(Optional) One or more SBS-AA, SBS-TA	SBS-TA	-45.0
	<i>Note:</i>	<i>*Versa Fastener screws shall be of sufficient length for full-penetration through the LWC top coat. Field withdrawal resistance testing (Note 11) shall yield minimum 240 lbf.</i>								
LWC-29.	Min. 22 ga., type B, Grade 40 steel, 6 ft span, 5/8" puddle welds, 6" o.c. or min. 2,500 psi structural concrete	Pre-existent, min. 2-inch thick, min. 350 psi cellular lightweight concrete	Repair LWC spalls with Celcore SBS (Sanded Bonding Surface)	Base Layer(s): (Optional) One or more layers, min. 1-inch thick FBC Approved polyisocyanurate or mineral wool insulation, loose laid Top Layer: Min. 0.5-inch SECUROCK Gypsum-Fiber Roof Board	Trufast Versa Fastener & Plate; 2 screws per plate installed 180° into the holes of the plate*	1 per 1.8 ft ² (12 plates per 4x8 ft board in field of board, plus 1 part in corner, 2 parts on short edge and 3 parts on long edge)	SBS-AA	(Optional) One or more SBS-AA, SBS-TA	SBS-TA	-60.0
	<i>Note:</i>	<i>*Versa Fastener screws shall be of sufficient length for full-penetration through the LWC top coat. Field withdrawal resistance testing (Note 11) shall yield minimum 214 lbf.</i>								

TABLE 4C: LIGHTWEIGHT CONCRETE DECKS – REROOF (TEAR-OFF) OR RECOVER
SYSTEM TYPE C-1: MECHANICALLY ATTACHED INSULATION, BONDED ROOF COVER


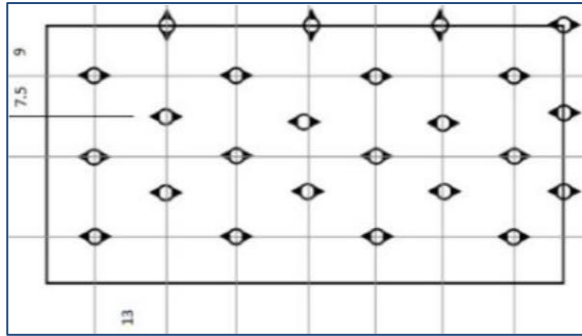
System No.	Deck (Note 1)	Lightweight Concrete (Note 14)		Insulation Layer			Roof Cover (Note 15)			MDP (psf)
		Type	Surfacing	Type	Fastener (Note 11)	Top Layer Attach	Base Ply	Ply	Cap Ply	
LWC-30.	Min. 22 ga., type B, Grade 40 steel, 6 ft span, 5/8" puddle welds, 6" o.c. or min. 2,500 psi structural concrete	Pre-existent, min. 2-inch thick, min. 350 psi cellular lightweight concrete	Repair LWC spalls with Celcore SBS (Sanded Bonding Surface)	Base Layer(s): (Optional) One or more layers, min. 1-inch thick FBC Approved polyisocyanurate or mineral wool insulation, loose laid Top Layer: Min. 0.125-inch TremBoard AC	Trufast Versa Fastener & Plate; 2 screws per plate installed 180° into the holes of the plate*	1 per 1.3 ft ² (18 plates per 4x8 ft board in field of board, plus 6 parts on long edge)	SBS-AA	(Optional) One or more SBS-AA, SBS-TA	SBS-TA	-67.5
	<i>Note:</i>	<i>*Versa Fastener screws shall be of sufficient length for full-penetration through the LWC top coat. Field withdrawal resistance testing (Note 11) shall yield minimum 180 lbf.</i>								
LWC-31.	Min. 22 ga., type B, Grade 40 steel, 6 ft span, 5/8" puddle welds, 6" o.c. or min. 2,500 psi structural concrete	Pre-existent, min. 2-inch thick, min. 350 psi cellular lightweight concrete	Repair LWC spalls with Celcore SBS (Sanded Bonding Surface)	Base Layer(s): (Optional) One or more layers, min. 1-inch thick FBC Approved polyisocyanurate or mineral wool insulation, loose laid Top Layer: Min. 0.5-inch SECUROCK Gypsum-Fiber Roof Board	Trufast Versa Fastener & Plate; 2 screws per plate installed 180° into the holes of the plate*	1 per 1.3 ft ² (18 plates per 4x8 ft board in field of board, plus 1 part in corner, 2 parts on short edge and 3 parts on long edge)	SBS-AA	(Optional) One or more SBS-AA, SBS-TA	SBS-TA	-97.5
	<i>Note:</i>	<i>*Versa Fastener screws shall be of sufficient length for full-penetration through the LWC top coat. Field withdrawal resistance testing (Note 11) shall yield minimum 259 lbf.</i>								

TABLE 4C: LIGHTWEIGHT CONCRETE DECKS – REROOF (TEAR-OFF) OR RECOVER
SYSTEM TYPE C-1: MECHANICALLY ATTACHED INSULATION, BONDED ROOF COVER

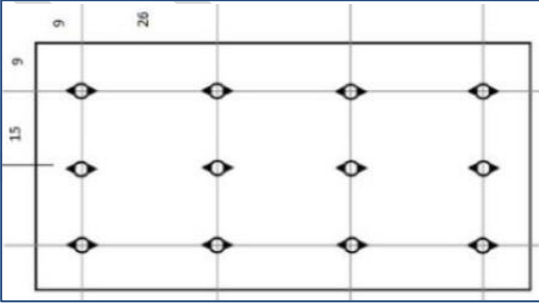
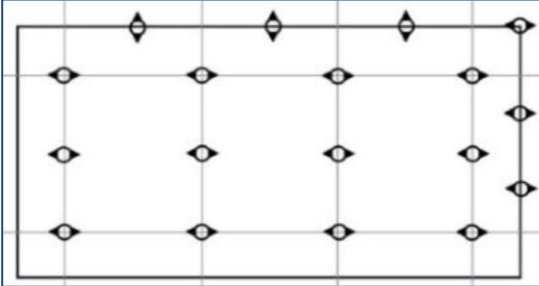
System No.	Deck (Note 1)	Lightweight Concrete (Note 14)		Insulation Layer			Roof Cover (Note 15)			MDP (psf)
		Type	Surfacing	Type	Fastener (Note 11)	Top Layer Attach	Base Ply	Ply	Cap Ply	
SEBS-APPLIED BASE PLY:										
LWC-32.	Min. 22 ga., type B, Grade 40 steel, 6 ft span, 5/8" puddle welds, 6" o.c. or min. 2,500 psi structural concrete	Pre-existent, min. 2-inch thick, min. 350 psi cellular lightweight concrete	Repair LWC spalls with Celcore SBS (Sanded Bonding Surface)	Base Layer(s): (Optional) One or more layers, min. 1-inch thick FBC Approved polyisocyanurate or mineral wool insulation, loose laid Top Layer: Min. 0.5-inch SECUROCK Gypsum-Fiber Roof Board	Trufast Versa Fastener & Plate; 2 screws per plate installed 180° into the holes of the plate*	1 per 2.7 ft ² (12 per 4x8 ft board)	BP-SEBS, SBS-SEBS	(Optional) BP-SEBS, SBS-SEBS	SBS-SEBS	-45.0
	<i>Note:</i>	<i>*Versa Fastener screws shall be of sufficient length for full-penetration through the LWC top coat. Field withdrawal resistance testing (Note 11) shall yield minimum 240 lbf.</i>								
LWC-33.	Min. 22 ga., type B, Grade 40 steel, 6 ft span, 5/8" puddle welds, 6" o.c. or min. 2,500 psi structural concrete	Pre-existent, min. 2-inch thick, min. 350 psi cellular lightweight concrete	Repair LWC spalls with Celcore SBS (Sanded Bonding Surface)	Base Layer(s): (Optional) One or more layers, min. 1-inch thick FBC Approved polyisocyanurate or mineral wool insulation, loose laid Top Layer: Min. 0.5-inch SECUROCK Gypsum-Fiber Roof Board	Trufast Versa Fastener & Plate; 2 screws per plate installed 180° into the holes of the plate*	1 per 1.8 ft ² (12 plates per 4x8 ft board in field of board, plus 1 part in corner, 2 parts on short edge and 3 parts on long edge)	BP-SEBS, SBS-SEBS	(Optional) BP-SEBS, SBS-SEBS	SBS-SEBS	-60.0
	<i>Note:</i>	<i>*Versa Fastener screws shall be of sufficient length for full-penetration through the LWC top coat. Field withdrawal resistance testing (Note 11) shall yield minimum 214 lbf.</i>								

TABLE 4C: LIGHTWEIGHT CONCRETE DECKS – REROOF (TEAR-OFF) OR RECOVER
SYSTEM TYPE C-1: MECHANICALLY ATTACHED INSULATION, BONDED ROOF COVER


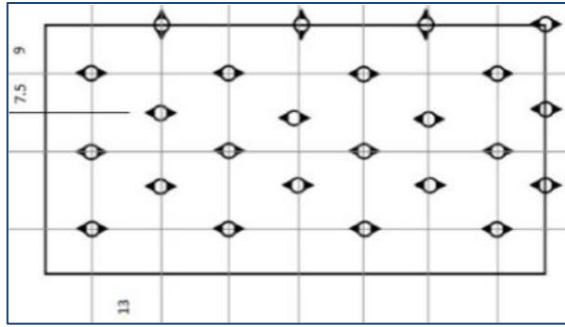
System No.	Deck (Note 1)	Lightweight Concrete (Note 14)		Insulation Layer			Roof Cover (Note 15)			MDP (psf)
		Type	Surfacing	Type	Fastener (Note 11)	Top Layer Attach	Base Ply	Ply	Cap Ply	
LWC-34.	Min. 22 ga., type B, Grade 40 steel, 6 ft span, 5/8" puddle welds, 6" o.c. or min. 2,500 psi structural concrete	Pre-existent, min. 2-inch thick, min. 350 psi cellular lightweight concrete	Repair LWC spalls with Celcore SBS (Sanded Bonding Surface)	Base Layer(s): (Optional) One or more layers, min. 1-inch thick FBC Approved polyisocyanurate or mineral wool insulation, loose laid Top Layer: Min. 0.125-inch TremBoard AC	Trufast Versa Fastener & Plate; 2 screws per plate installed 180° into the holes of the plate*	1 per 1.3 ft ² (18 plates per 4x8 ft board in field of board, plus 6 parts on long edge)	BP-SEBS, SBS-SEBS	(Optional) BP-SEBS, SBS-SEBS	SBS-SEBS	-67.5
	<i>Note:</i>	<i>*Versa Fastener screws shall be of sufficient length for full-penetration through the LWC top coat. Field withdrawal resistance testing (Note 11) shall yield minimum 180 lbf.</i>								
LWC-35.	Min. 22 ga., type B, Grade 40 steel, 6 ft span, 5/8" puddle welds, 6" o.c. or min. 2,500 psi structural concrete	Pre-existent, min. 2-inch thick, min. 350 psi cellular lightweight concrete	Repair LWC spalls with Celcore SBS (Sanded Bonding Surface)	Base Layer(s): (Optional) One or more layers, min. 1-inch thick FBC Approved polyisocyanurate or mineral wool insulation, loose laid Top Layer: Min. 0.5-inch SECUROCK Gypsum-Fiber Roof Board	Trufast Versa Fastener & Plate; 2 screws per plate installed 180° into the holes of the plate*	1 per 1.3 ft ² (18 plates per 4x8 ft board in field of board, plus 1 part in corner, 2 parts on short edge and 3 parts on long edge)	BP-SEBS, SBS-SEBS	(Optional) BP-SEBS, SBS-SEBS	SBS-SEBS	-97.5
	<i>Note:</i>	<i>*Versa Fastener screws shall be of sufficient length for full-penetration through the LWC top coat. Field withdrawal resistance testing (Note 11) shall yield minimum 259 lbf.</i>								

TABLE 4C: LIGHTWEIGHT CONCRETE DECKS – REROOF (TEAR-OFF) OR RECOVER
SYSTEM TYPE C-1: MECHANICALLY ATTACHED INSULATION, BONDED ROOF COVER

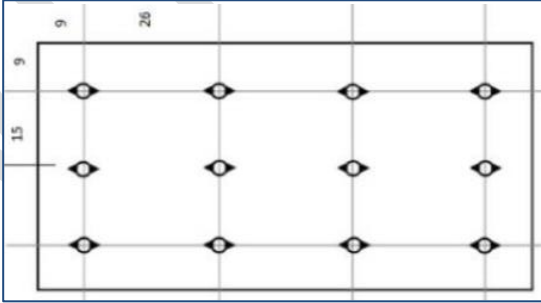
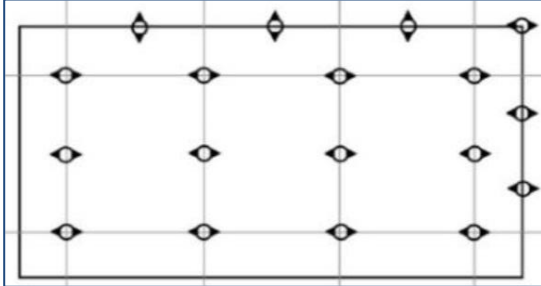
System No.	Deck (Note 1)	Lightweight Concrete (Note 14)		Insulation Layer			Roof Cover (Note 15)			MDP (psf)
		Type	Surfacing	Type	Fastener (Note 11)	Top Layer Attach	Base Ply	Ply	Cap Ply	
TORCH-APPLIED BASE PLY:										
LWC-36.	Min. 22 ga., type B, Grade 40 steel, 6 ft span, 5/8" puddle welds, 6" o.c. or min. 2,500 psi structural concrete	Pre-existent, min. 2-inch thick, min. 350 psi cellular lightweight concrete	Repair LWC spalls with Celcore SBS (Sanded Bonding Surface)	Base Layer(s): (Optional) One or more layers, min. 1-inch thick FBC Approved polyisocyanurate or mineral wool insulation, loose laid Top Layer: Min. 0.5-inch SECUROCK Gypsum-Fiber Roof Board	Trufast Versa Fastener & Plate; 2 screws per plate installed 180° into the holes of the plate*	1 per 2.7 ft ² (12 per 4x8 ft board)	APP-TA, SBS-TA	(Optional) APP-TA, SBS-TA	APP-TA, SBS-TA	-45.0
	<i>Note:</i>	<i>*Versa Fastener screws shall be of sufficient length for full-penetration through the LWC top coat. Field withdrawal resistance testing (Note 11) shall yield minimum 240 lbf.</i>								
LWC-37.	Min. 22 ga., type B, Grade 40 steel, 6 ft span, 5/8" puddle welds, 6" o.c. or min. 2,500 psi structural concrete	Pre-existent, min. 2-inch thick, min. 350 psi cellular lightweight concrete	Repair LWC spalls with Celcore SBS (Sanded Bonding Surface)	Base Layer(s): (Optional) One or more layers, min. 1-inch thick FBC Approved polyisocyanurate or mineral wool insulation, loose laid Top Layer: Min. 0.5-inch SECUROCK Gypsum-Fiber Roof Board	Trufast Versa Fastener & Plate; 2 screws per plate installed 180° into the holes of the plate*	1 per 1.8 ft ² (12 plates per 4x8 ft board in field of board, plus 1 part in corner, 2 parts on short edge and 3 parts on long edge)	APP-TA, SBS-TA	(Optional) APP-TA, SBS-TA	APP-TA, SBS-TA	-60.0
	<i>Note:</i>	<i>*Versa Fastener screws shall be of sufficient length for full-penetration through the LWC top coat. Field withdrawal resistance testing (Note 11) shall yield minimum 214 lbf.</i>								

TABLE 4C: LIGHTWEIGHT CONCRETE DECKS – REROOF (TEAR-OFF) OR RECOVER
SYSTEM TYPE C-1: MECHANICALLY ATTACHED INSULATION, BONDED ROOF COVER


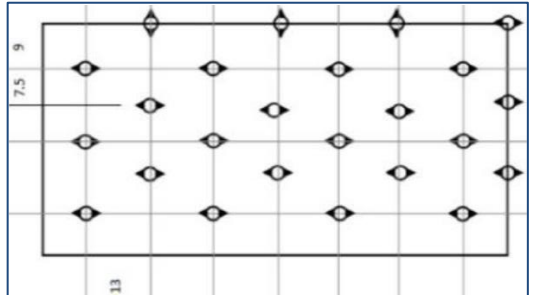
System No.	Deck (Note 1)	Lightweight Concrete (Note 14)		Insulation Layer			Roof Cover (Note 15)			MDP (psf)
		Type	Surfacing	Type	Fastener (Note 11)	Top Layer Attach	Base Ply	Ply	Cap Ply	
LWC-38.	Min. 22 ga., type B, Grade 40 steel, 6 ft span, 5/8" puddle welds, 6" o.c. or min. 2,500 psi structural concrete	Pre-existent, min. 2-inch thick, min. 350 psi cellular lightweight concrete	Repair LWC spalls with Celcore SBS (Sanded Bonding Surface)	Base Layer(s): (Optional) One or more layers, min. 1-inch thick FBC Approved polyisocyanurate or mineral wool insulation, loose laid Top Layer: Min. 0.125-inch TremBoard AC	Trufast Versa Fastener & Plate; 2 screws per plate installed 180° into the holes of the plate*	1 per 1.3 ft ² (18 plates per 4x8 ft board in field of board, plus 6 parts on long edge)	POWERply APP Smooth, SBS-TA	(Optional) APP-TA, SBS-TA	APP-TA, SBS-TA	-67.5
	<i>Note:</i>	<i>*Versa Fastener screws shall be of sufficient length for full-penetration through the LWC top coat. Field withdrawal resistance testing (Note 11) shall yield minimum 180 lbf.</i>								
LWC-39.	Min. 22 ga., type B, Grade 40 steel, 6 ft span, 5/8" puddle welds, 6" o.c. or min. 2,500 psi structural concrete	Pre-existent, min. 2-inch thick, min. 350 psi cellular lightweight concrete	Repair LWC spalls with Celcore SBS (Sanded Bonding Surface)	Base Layer(s): (Optional) One or more layers, min. 1-inch thick FBC Approved polyisocyanurate or mineral wool insulation, loose laid Top Layer: Min. 0.5-inch SECUROCK Gypsum-Fiber Roof Board	Trufast Versa Fastener & Plate; 2 screws per plate installed 180° into the holes of the plate*	1 per 1.3 ft ² (18 plates per 4x8 ft board in field of board, plus 1 part in corner, 2 parts on short edge and 3 parts on long edge)	APP-TA, SBS-TA	(Optional) APP-TA, SBS-TA	APP-TA, SBS-TA	-97.5
	<i>Note:</i>	<i>*Versa Fastener screws shall be of sufficient length for full-penetration through the LWC top coat. Field withdrawal resistance testing (Note 11) shall yield minimum 259 lbf.</i>								

TABLE 4D: LIGHTWEIGHT CONCRETE DECKS – NEW CONSTRUCTION OR REROOF (TEAR-OFF)
SYSTEM TYPE E-2: LWC TO DECK, MECHANICALLY ATTACHED BASE SHEET, BONDED ROOF COVER

System No.	Deck (Note 1)	Lightweight Concrete (Note 14)				Base Sheet			Roof Cover (Note 15)		MDP (psf)
		Treatment	Type	Sealer	Surfacing	Base	Fastener (Note 11)	Spacing	Base Ply(s)	Cap Ply	
BURMASTIC ADHESIVE OR POWERPLY STANDARD COLD ADHESIVE APPLIED BASE PLY:											
LWC-40.	22 ga., type BV, Grade 40 steel; 5 ft spans; 5/8" puddle welds, 6" o.c.	Celcore S-1 Deck Preparation Slurry	CELSCORE (23-0718.06) : Min. 440 psi, Min. 2-inch thick, Celcore MF Cellular Concrete with Celcore HS Rheology Modifying Admixture	Celcore PVA Curing Compound	For reroof (tear-off), repair LWC spalls with Celcore SBS (Sanded Bonding Surface)	BURmastic Glass Ply or BURmastic Composite Ply HT	Tremco FM-90 Base Sheet Fastener	9-inch o.c. at the min. 3-inch laps and 12-inch o.c. at two (2) equally spaced center rows	One or more BP-CA1 or SBS-CA1	BP-CA1 or SBS-CA1	-45.0
LWC-41.	22 ga., type BV, Grade 40 steel; 5 ft spans; 5/8" puddle welds, 6" o.c.	Celcore S-1 Deck Preparation Slurry	CELSCORE (23-0718.06) : Min. 440 psi, Min. 2-inch thick, Celcore MF Cellular Concrete with Celcore HS Rheology Modifying Admixture	Celcore PVA Curing Compound	For reroof (tear-off), repair LWC spalls with Celcore SBS (Sanded Bonding Surface)	BURmastic Glass Ply or BURmastic Composite Ply HT	Tremco FM-90 Base Sheet Fastener	7-inch o.c. at the min. 3-inch laps and 7-inch o.c. at two (2) equally spaced center rows	One or more BP-CA1 or SBS-CA1	BP-CA1 or SBS-CA1	-60.0
BURMASTIC ADHESIVE MC APPLIED BASE PLY:											
LWC-42.	22 ga., type BV, Grade 40 steel; 5 ft spans; 5/8" puddle welds, 6" o.c.	Celcore S-1 Deck Preparation Slurry	CELSCORE (23-0718.06) : Min. 440 psi, Min. 2-inch thick, Celcore MF Cellular Concrete with Celcore HS Rheology Modifying Admixture	Celcore PVA Curing Compound	For reroof (tear-off), repair LWC spalls with Celcore SBS (Sanded Bonding Surface)	BURmastic Glass Ply or BURmastic Composite Ply HT	Tremco FM-90 Base Sheet Fastener	9-inch o.c. at the min. 3-inch laps and 12-inch o.c. at two (2) equally spaced center rows	One or more BP-CA6 or SBS-CA6	BP-CA1, BP-CA6, SBS-CA1 or SBS-CA6	-45.0
LWC-43.	22 ga., type B or BV, Grade 33 steel; 6 ft span; 3/8" puddle welds, 6" o.c.	(Optional) Celcore S-1 Deck Preparation Slurry	CELSCORE (23-0718.06) : Min. 350 psi, Min. 2-inch thick, Celcore MF Cellular Concrete with Celcore HS Rheology Modifying Admixture	Celcore PVA Curing Compound	For reroof (tear-off), repair LWC spalls with Celcore SBS (Sanded Bonding Surface)	BURmastic Glass Ply or BURmastic Composite Ply HT	Tremco FM-90 Base Sheet Fastener	7-inch o.c. at the min. 3-inch laps and 7-inch o.c. at two (2) equally spaced center rows	One or more BP-CA6 or SBS-CA6	BP-CA1, BP-CA6, SBS-CA1 or SBS-CA6	-60.0
LWC-44.	22 ga., type BV, Grade 40 steel; 5 ft spans; 5/8" puddle welds, 6" o.c.	Celcore S-1 Deck Preparation Slurry	CELSCORE (23-0718.06) : Min. 440 psi, Min. 2-inch thick, Celcore MF Cellular Concrete with Celcore HS Rheology Modifying Admixture	Celcore PVA Curing Compound	For reroof (tear-off), repair LWC spalls with Celcore SBS (Sanded Bonding Surface)	BURmastic Glass Ply or BURmastic Composite Ply HT	Tremco FM-90 Base Sheet Fastener	7-inch o.c. at the min. 3-inch laps and 7-inch o.c. at two (2) equally spaced center rows	One or more BP-CA6 or SBS-CA6	BP-CA1, BP-CA6, SBS-CA1 or SBS-CA6	-67.5
LWC-45.	Min. 22 ga., type BV, Grade 40 steel; 6 ft span; puddle-welds, 6" o.c.	N/A	Pre-existent (re-roof only), min. 2-inch thick, 450 psi cellular lightweight concrete	N/A	(Optional) Repair LWC spalls with Celcore SBS (Sanded Bonding Surface)	BURmastic Composite Ply HT, BURmastic Composite Ply Premium	Trufast Versa Fastener (min. 2.25") & Plate; 3 screws per plate*	9-inch o.c. at 4-inch laps and 9-inch o.c. at two (2), equally spaced, staggered center rows	One or more BP-CA6 or SBS-CA6	BP-CA6 or SBS-CA6	-105.0
Note:		*Field withdrawal resistance testing (Note 11) shall yield minimum 140 lbf.									
POWERPLY ENDURE BIO TF ADHESIVE APPLIED BASE PLY:											

TABLE 4D: LIGHTWEIGHT CONCRETE DECKS – NEW CONSTRUCTION OR REROOF (TEAR-OFF)
SYSTEM TYPE E-2: LWC TO DECK, MECHANICALLY ATTACHED BASE SHEET, BONDED ROOF COVER

System No.	Deck (Note 1)	Lightweight Concrete (Note 14)				Base Sheet			Roof Cover (Note 15)		MDP (psf)
		Treatment	Type	Sealer	Surfacing	Base	Fastener (Note 11)	Spacing	Base Ply(s)	Cap Ply	
LWC-46.	22 ga., type BV, Grade 40 steel; 5 ft spans; 5/8" puddle welds, 6" o.c.	Celcore S-1 Deck Preparation Slurry	CELCORE (23-0718.06) : Min. 440 psi, Min. 2-inch thick, Celcore MF Cellular Concrete with Celcore HS Rheology Modifying Admixture	Celcore PVA Curing Compound	For reroof (tear-off), repair LWC spalls with Celcore SBS (Sanded Bonding Surface)	BURmastic Glass Ply or BURmastic Composite Ply HT	Tremco FM-90 Base Sheet Fastener	9-inch o.c. at the min. 3-inch laps and 12-inch o.c. at two (2) equally spaced center rows	One or more BP-CA5 or SBS-CA5	BP-CA5 or SBS-CA5	-45.0
LWC-47.	22 ga., type B or BV, Grade 33 steel; 6 ft span; 3/8" puddle welds, 6" o.c.	(Optional) Celcore S-1 Deck Preparation Slurry	CELCORE (23-0718.06) : Min. 350 psi, Min. 2-inch thick, Celcore MF Cellular Concrete with Celcore HS Rheology Modifying Admixture	Celcore PVA Curing Compound	For reroof (tear-off), repair LWC spalls with Celcore SBS (Sanded Bonding Surface)	BURmastic Glass Ply or BURmastic Composite Ply HT	Tremco FM-90 Base Sheet Fastener	7-inch o.c. at the min. 3-inch laps and 7-inch o.c. at two (2) equally spaced center rows	One or more BP-CA5 or SBS-CA5	BP-CA5 or SBS-CA5	-60.0
LWC-48.	22 ga., type BV, Grade 40 steel; 5 ft spans; 5/8" puddle welds, 6" o.c.	Celcore S-1 Deck Preparation Slurry	CELCORE (23-0718.06) : Min. 440 psi, Min. 2-inch thick, Celcore MF Cellular Concrete with Celcore HS Rheology Modifying Admixture	Celcore PVA Curing Compound	For reroof (tear-off), repair LWC spalls with Celcore SBS (Sanded Bonding Surface)	BURmastic Glass Ply or BURmastic Composite Ply HT	Tremco FM-90 Base Sheet Fastener	7-inch o.c. at the min. 3-inch laps and 7-inch o.c. at two (2) equally spaced center rows	One or more BP-CA5 or SBS-CA5	BP-CA5 or SBS-CA5	-67.5
LWC-49.	Min. 22 ga., type BV, Grade 40 steel; 6 ft span; #12 HWH Tek 5 6" o.c.	None	ELASTIZELL (23-0817.05) : Min. 370 psi, Min. 2-inch thick, Elastizell Range III Cellular Concrete with Zell-Crete Fibers	None	For reroof (tear-off), repair LWC spalls with Celcore SBS (Sanded Bonding Surface)	BURmastic Composite Ply HT, BURmastic Composite Ply Premium	Tremco Twin-Loc Nail Assembled Fastener (min. 1.7" embed)	7-inch o.c. at 4-inch laps and 7-inch o.c. at two (2), equally spaced, staggered center rows	One or more BP-CA5 or SBS-CA5	BP-CA5 or SBS-CA5	-45.0
LWC-50.	Min. 22 ga., type BV, Grade 80 steel; 6 ft span; #12 HWH Tek 5 6" o.c.	None	ELASTIZELL (23-0817.05) : Min. 430 psi, Min. 2-inch thick, Elastizell Range III Cellular Concrete with Zell-Crete Fibers	None	For reroof (tear-off), repair LWC spalls with Celcore SBS (Sanded Bonding Surface)	BURmastic Composite Ply HT, BURmastic Composite Ply Premium	Tremco Twin-Loc Nail Assembled Fastener (min. 1.7" embed)	7-inch o.c. at 4-inch laps and 7-inch o.c. at three (3), equally spaced, staggered center rows	One or more BP-CA5 or SBS-CA5	BP-CA5 or SBS-CA5	-60.0
LWC-51.	Min. 22 ga., type BV, Grade 40 steel; 6 ft span; puddle welds, 6" o.c.	N/A	Pre-existent (re-roof only), min. 2-inch thick, 450 psi cellular lightweight concrete	N/A	(Optional) Repair LWC spalls with Celcore SBS (Sanded Bonding Surface)	BURmastic Composite Ply HT, BURmastic Composite Ply Premium	Trufast Versa Fastener (min. 2.25") & Plate; 3 screws per plate*	9-inch o.c. at 4-inch laps and 9-inch o.c. at two (2), equally spaced, staggered center rows	One or more BP-CA5 or SBS-CA5	BP-CA5 or SBS-CA5	-105.0
<i>Note:</i>		<i>*Field withdrawal resistance testing (Note 11) shall yield minimum 140 lbf.</i>									
HOT-ASPHALT-APPLIED OR TORCH-APPLIED BASE PLY:											

**TABLE 4D: LIGHTWEIGHT CONCRETE DECKS – NEW CONSTRUCTION OR REROOF (TEAR-OFF)
SYSTEM TYPE E-2: LWC TO DECK, MECHANICALLY ATTACHED BASE SHEET, BONDED ROOF COVER**

System No.	Deck (Note 1)	Lightweight Concrete (Note 14)				Base Sheet			Roof Cover (Note 15)		MDP (psf)
		Treatment	Type	Sealer	Surfacing	Base	Fastener (Note 11)	Spacing	Base Ply(s)	Cap Ply	
LWC-52.	22 ga., type BV, Grade 40 steel; 5 ft spans; 5/8" puddle welds, 6" o.c.	Celcore S-1 Deck Preparation Slurry	CELCORE (23-0718.06) : Min. 440 psi, Min. 2-inch thick, Celcore MF Cellular Concrete with Celcore HS Rheology Modifying Admixture	Celcore PVA Curing Compound	For reroof (tear-off), repair LWC spalls with Celcore SBS (Sanded Bonding Surface)	BURmastic Glass Ply or BURmastic Composite Ply HT	Tremco FM-90 Base Sheet Fastener	9-inch o.c. at the min. 3-inch laps and 12-inch o.c. at two (2) equally spaced center rows	BP-AA, SBS-AA	BP-CA1, SBS-CA1, BP-AA, SBS-AA or APP-TA	-45.0
LWC-53.	22 ga., type B or BV, Grade 33 steel; 6 ft span; 3/8" puddle welds, 6" o.c.	(Optional) Celcore S-1 Deck Preparation Slurry	CELCORE (23-0718.06) : Min. 350 psi, Min. 2-inch thick, Celcore MF Cellular Concrete with Celcore HS Rheology Modifying Admixture	Celcore PVA Curing Compound	For reroof (tear-off), repair LWC spalls with Celcore SBS (Sanded Bonding Surface)	BURmastic Glass Ply or BURmastic Composite Ply HT	Tremco FM-90 Base Sheet Fastener	7-inch o.c. at the min. 3-inch laps and 7-inch o.c. at two (2) equally spaced center rows	BP-AA, SBS-AA	BP-CA1, SBS-CA1, BP-AA, SBS-AA or APP-TA	-60.0
LWC-54.	22 ga., type BV, Grade 40 steel; 5 ft spans; 5/8" puddle welds, 6" o.c.	Celcore S-1 Deck Preparation Slurry	CELCORE (23-0718.06) : Min. 440 psi, Min. 2-inch thick, Celcore MF Cellular Concrete with Celcore HS Rheology Modifying Admixture	Celcore PVA Curing Compound	For reroof (tear-off), repair LWC spalls with Celcore SBS (Sanded Bonding Surface)	BURmastic Glass Ply or BURmastic Composite Ply HT	Tremco FM-90 Base Sheet Fastener	7-inch o.c. at the min. 3-inch laps and 7-inch o.c. at two (2) equally spaced center rows	BP-AA, SBS-AA	BP-CA1, SBS-CA1, BP-AA, SBS-AA or APP-TA	-67.5
LWC-55.	Min. 22 ga., type BV, Grade 40 steel; 6 ft span; puddle-welds, 6" o.c.	N/A	Pre-existent (re-roof only), min. 2-inch thick, 450 psi cellular lightweight concrete	N/A	(Optional) Repair LWC spalls with Celcore SBS (Sanded Bonding Surface)	BURmastic Composite Ply HT, BURmastic Composite Ply Premium	Trufast Versa Fastener (min. 2.25") & Plate; 3 screws per plate*	9-inch o.c. at 4-inch laps and 9-inch o.c. at two (2), equally spaced, staggered center rows	BP-AA, SBS-AA	BP-AA, SBS-AA	-105.0
<i>Note:</i>		<i>*Field withdrawal resistance testing (Note 11) shall yield minimum 140 lbf.</i>									
LWC-56.	22 ga., type BV, Grade 40 steel; 5 ft spans; 5/8" puddle welds, 6" o.c.	Celcore S-1 Deck Preparation Slurry	CELCORE (23-0718.06) : Min. 440 psi, Min. 2-inch thick, Celcore MF Cellular Concrete with Celcore HS Rheology Modifying Admixture	Celcore PVA Curing Compound	For reroof (tear-off), repair LWC spalls with Celcore SBS (Sanded Bonding Surface)	BURmastic Glass Ply or BURmastic Composite Ply HT	Tremco FM-90 Base Sheet Fastener	9-inch o.c. at the min. 3-inch laps and 12-inch o.c. at two (2) equally spaced center rows	SBS-AA or SBS-TA	SBS-TA	-45.0
LWC-57.	22 ga., type B or BV, Grade 33 steel; 6 ft span; 3/8" puddle welds, 6" o.c.	(Optional) Celcore S-1 Deck Preparation Slurry	CELCORE (23-0718.06) : Min. 350 psi, Min. 2-inch thick, Celcore MF Cellular Concrete with Celcore HS Rheology Modifying Admixture	Celcore PVA Curing Compound	For reroof (tear-off), repair LWC spalls with Celcore SBS (Sanded Bonding Surface)	BURmastic Glass Ply or BURmastic Composite Ply HT	Tremco FM-90 Base Sheet Fastener	7-inch o.c. at the min. 3-inch laps and 7-inch o.c. at two (2) equally spaced center rows	SBS-AA or SBS-TA	SBS-TA	-60.0
LWC-58.	22 ga., type BV, Grade 40 steel; 5 ft spans; 5/8" puddle welds, 6" o.c.	Celcore S-1 Deck Preparation Slurry	CELCORE (23-0718.06) : Min. 440 psi, Min. 2-inch thick, Celcore MF Cellular Concrete with Celcore HS Rheology Modifying Admixture	Celcore PVA Curing Compound	For reroof (tear-off), repair LWC spalls with Celcore SBS (Sanded Bonding Surface)	BURmastic Glass Ply or BURmastic Composite Ply HT	Tremco FM-90 Base Sheet Fastener	7-inch o.c. at the min. 3-inch laps and 7-inch o.c. at two (2) equally spaced center rows	SBS-AA or SBS-TA	SBS-TA	-67.5

**TABLE 4D: LIGHTWEIGHT CONCRETE DECKS – NEW CONSTRUCTION OR REROOF (TEAR-OFF)
SYSTEM TYPE E-2: LWC TO DECK, MECHANICALLY ATTACHED BASE SHEET, BONDED ROOF COVER**

System No.	Deck (Note 1)	Lightweight Concrete (Note 14)				Base Sheet			Roof Cover (Note 15)		MDP (psf)
		Treatment	Type	Sealer	Surfacing	Base	Fastener (Note 11)	Spacing	Base Ply(s)	Cap Ply	
LWC-59.	Min. 22 ga., type BV, Grade 40 steel; 6 ft span; puddle-welds, 6" o.c.	N/A	Pre-existent (re-roof only), min. 2-inch thick, 450 psi cellular lightweight concrete	N/A	(Optional) Repair LWC spalls with Celcore SBS (Sanded Bonding Surface)	BURmastic Composite Ply HT, BURmastic Composite Ply Premium	Trufast Versa Fastener (min. 2.25") & Plate; 3 screws per plate*	9-inch o.c. at 4-inch laps and 9-inch o.c. at two (2), equally spaced, staggered center rows	SBS-AA or SBS-TA	SBS-TA	-105.0
<i>Note:</i>		<i>*Field withdrawal resistance testing (Note 11) shall yield minimum 140 lbf.</i>									
SEBS-APPLIED BASE PLY:											
LWC-60.	22 ga., type BV, Grade 40 steel; 5 ft spans; 5/8" puddle welds, 6" o.c.	Celcore S-1 Deck Preparation Slurry	CELCORE (23-0718.06) : Min. 440 psi, Min. 2-inch thick, Celcore MF Cellular Concrete with Celcore HS Rheology Modifying Admixture	Celcore PVA Curing Compound	For reroof (tear-off), repair LWC spalls with Celcore SBS (Sanded Bonding Surface)	BURmastic Glass Ply or BURmastic Composite Ply HT	Tremco FM-90 Base Sheet Fastener	9-inch o.c. at the min. 3-inch laps and 12-inch o.c. at two (2) equally spaced center rows	BP-SEBS, SBS-SEBS	SBS-SEBS	-45.0
LWC-61.	22 ga., type B or BV, Grade 33 steel; 6 ft span; 3/8" puddle welds, 6" o.c.	(Optional) Celcore S-1 Deck Preparation Slurry	CELCORE (23-0718.06) : Min. 350 psi, Min. 2-inch thick, Celcore MF Cellular Concrete with Celcore HS Rheology Modifying Admixture	Celcore PVA Curing Compound	For reroof (tear-off), repair LWC spalls with Celcore SBS (Sanded Bonding Surface)	BURmastic Glass Ply or BURmastic Composite Ply HT	Tremco FM-90 Base Sheet Fastener	7-inch o.c. at the min. 3-inch laps and 7-inch o.c. at two (2) equally spaced center rows	BP-SEBS, SBS-SEBS	SBS-SEBS	-60.0
LWC-62.	22 ga., type BV, Grade 40 steel; 5 ft spans; 5/8" puddle welds, 6" o.c.	Celcore S-1 Deck Preparation Slurry	CELCORE (23-0718.06) : Min. 440 psi, Min. 2-inch thick, Celcore MF Cellular Concrete with Celcore HS Rheology Modifying Admixture	Celcore PVA Curing Compound	For reroof (tear-off), repair LWC spalls with Celcore SBS (Sanded Bonding Surface)	BURmastic Glass Ply or BURmastic Composite Ply HT	Tremco FM-90 Base Sheet Fastener	7-inch o.c. at the min. 3-inch laps and 7-inch o.c. at two (2) equally spaced center rows	BP-SEBS, SBS-SEBS	SBS-SEBS	-67.5
LWC-63.	Min. 22 ga., type BV, Grade 40 steel; 6 ft span; puddle-welds, 6" o.c.	N/A	Pre-existent (re-roof only), min. 2-inch thick, 450 psi cellular lightweight concrete	N/A	(Optional) Repair LWC spalls with Celcore SBS (Sanded Bonding Surface)	BURmastic Composite Ply HT, BURmastic Composite Ply Premium	Trufast Versa Fastener (min. 2.25") & Plate; 3 screws per plate*	9-inch o.c. at 4-inch laps and 9-inch o.c. at two (2), equally spaced, staggered center rows	BP-SEBS, SBS-SEBS	SBS-SEBS	-105.0
<i>Note:</i>		<i>*Field withdrawal resistance testing (Note 11) shall yield minimum 140 lbf.</i>									

**TABLE 4E: LIGHTWEIGHT CONCRETE DECKS – NEW CONSTRUCTION, REROOF (TEAR-OFF) OR RECOVER
SYSTEM TYPE E-2: LWC TO DECK, MECHANICALLY ATTACHED POWERFAST, BONDED ROOF COVER**

System No.	Deck (Note 1)	Lightweight Concrete (Note 14)				PowerFAST (Note 15A)			Roof Cover (Note 15)		MDP (psf)
		Treatment	Type	Sealer	Surfacing	Base	Fastener (Note 11)	Spacing	Base Ply(s)	Cap Ply	
LWC-64.	Min. 22 ga., Type BV, Grade 40 steel; 6 ft span; 5/8" puddle welds, 6" o.c.	Celcore S-1 Deck Preparation Slurry	CELCORE (23-0718.06) : Min. 350 psi, Min. 2-inch thick, Celcore MF Cellular Concrete with Celcore HS Rheology Modifying Admixture	Celcore PVA Curing Compound	For reroof (tear-off), repair LWC spalls with Celcore SBS (Sanded Bonding Surface)	POWERply Heavy Duty Base Sheet	Trufast Versa Fastener (min. 2.25") & Plate; 4 screws per plate*	12-inch o.c. within the min. 5-inch wide, Tremco LF Adhesive sealed side laps	(Optional) BP-CA1 (laps sealed with Tremco LF Adhesive) or SBS-CA1 (laps hot air welded or sealed with Tremco LF Adhesive)	BP-CA1 (laps sealed with Tremco LF Adhesive) or SBS-CA1 (laps hot air welded or sealed with Tremco LF Adhesive)	-60.0
LWC-65.	Min. 22 ga., Type BV, Grade 40 steel; 6 ft span; 5/8" puddle welds, 6" o.c.	Celcore S-1 Deck Preparation Slurry	CELCORE (23-0718.06) : Min. 350 psi, Min. 2-inch thick, Celcore MF Cellular Concrete with Celcore HS Rheology Modifying Admixture	Celcore PVA Curing Compound	For reroof (tear-off), repair LWC spalls with Celcore SBS (Sanded Bonding Surface)	POWERply Heavy Duty Base Sheet	Trufast Versa Fastener (min. 2.25") & Plate; 4 screws per plate*	12-inch o.c. within the min. 5-inch wide, Tremco LF Adhesive sealed side laps	(Optional) BP-AA, SBS-AA, BP-SEBS, SBS-SEBS or SBS-TA	BP-AA, SBS-AA, BP-SEBS, SBS-SEBS or SBS-TA	-60.0
LWC-66.	Min. 22 ga., Type BV, Grade 40 steel; 6 ft span; 5/8" puddle welds, 6" o.c.	Celcore S-1 Deck Preparation Slurry	Pre-existent min. 350 psi, Min. 2-inch thick, Celcore MF Cellular Concrete with Celcore HS Rheology Modifying Admixture	Celcore PVA Curing Compound	For reroof (tear-off), repair LWC spalls with Celcore SBS (Sanded Bonding Surface)	POWERply Heavy Duty Base Sheet	Trufast Versa Fastener (min. 2.25") & Plate; 4 screws per plate*	10-inch o.c. within the min. 5-inch wide, Tremco LF Adhesive sealed side laps	(Optional) BP-AA, SBS-AA, BP-SEBS, SBS-SEBS or SBS-TA	BP-AA, SBS-AA, BP-SEBS, SBS-SEBS or SBS-TA	-82.5
LWC-67.	Min. 22 ga., Type BV, Grade 40 steel; 6 ft span; 5/8" puddle welds, 6" o.c.	Celcore S-1 Deck Preparation Slurry	CELCORE (23-0718.06) : Min. 350 psi, Min. 2-inch thick, Celcore MF Cellular Concrete with Celcore HS Rheology Modifying Admixture	Celcore PVA Curing Compound	For reroof (tear-off), repair LWC spalls with Celcore SBS (Sanded Bonding Surface)	POWERply Heavy Duty Base Sheet	Trufast Versa Fastener (min. 2.25") & Plate; 4 screws per plate*	10-inch o.c. within the min. 5-inch wide, Tremco LF Adhesive sealed side laps and 10-inch o.c. at one (1) center row	BP-AA, SBS-AA, BP-SEBS, SBS-SEBS or SBS-TA	BP-AA, SBS-AA, BP-SEBS, SBS-SEBS or SBS-TA	-127.5

**TABLE 4F: LIGHTWEIGHT CONCRETE DECKS – NEW CONSTRUCTION OR REROOF (TEAR-OFF)
SYSTEM TYPE E-2: TEMPORARY ROOF TO DECK, LWC TO TEMPORARY ROOF, MECHANICALLY ATTACHED BASE SHEET, BONDED ROOF COVER**

System No.	Deck (Note 1)	Vapor Barrier (Note 15)	Lightweight Concrete (Note 14)			Base Sheet			Roof Cover (Note 15)		MDP (psf)
			Type	Sealer	Surfacing	Base	Fasten (Note 11)	Spacing	Base Ply(s)	Cap Ply	
BURMASTIC ADHESIVE OR POWERPLY STANDARD COLD ADHESIVE APPLIED BASE PLY:											
LWC-68.	Min. 2,500 psi structural concrete, TREMprime WB Primer	BP-CA4 (ribbons 12" o.c.)	CELCORE (23-0718.06) : Min. 440 psi, Min. 2-inch thick, Celcore MF Cellular Concrete with Celcore HS Rheology Modifying Admixture	Celcore PVA Curing Compound	For reroof (tear-off), repair LWC spalls with Celcore SBS (Sanded Bonding Surface)	BURmastic Glass Ply or BURmastic Composite Ply HT	Tremco FM-90 Base Sheet Fastener	9-inch o.c. at the min. 3-inch laps and 12-inch o.c. at two (2) equally spaced center rows	One or more BP-CA1 or SBS-CA1	BP-CA1 or SBS-CA1	-45.0
LWC-69.	Min. 2,500 psi structural concrete, ASTM D41 primer	SBS-TA (smooth)	CELCORE (23-0718.06) : Min. 440 psi, Min. 2-inch thick, Celcore MF Cellular Concrete with Celcore HS Rheology Modifying Admixture	Celcore PVA Curing Compound	For reroof (tear-off), repair LWC spalls with Celcore SBS (Sanded Bonding Surface)	BURmastic Glass Ply or BURmastic Composite Ply HT	Tremco FM-90 Base Sheet Fastener	9-inch o.c. at the min. 3-inch laps and 12-inch o.c. at two (2) equally spaced center rows	One or more BP-CA1 or SBS-CA1	BP-CA1 or SBS-CA1	-45.0
LWC-70.	Tectum Plank	BP-CA4, ribbons 9-inch o.c.	CELCORE (23-0718.06) : Min. 440 psi, Min. 2-inch thick, Celcore MF Cellular Concrete with Celcore HS Rheology Modifying Admixture	Celcore PVA Curing Compound	For reroof (tear-off), repair LWC spalls with Celcore SBS (Sanded Bonding Surface)	BURmastic Glass Ply or BURmastic Composite Ply HT	Tremco FM-90 Base Sheet Fastener	9-inch o.c. at the min. 3-inch laps and 12-inch o.c. at two (2) equally spaced center rows	One or more BP-CA1 or SBS-CA1	BP-CA1 or SBS-CA1	-45.0
LWC-71.	Min. 2,500 psi structural concrete, TREMprime WB Primer	BP-CA4 (ribbons 12" o.c.)	CELCORE (23-0718.06) : Min. 440 psi, Min. 2-inch thick, Celcore MF Cellular Concrete with Celcore HS Rheology Modifying Admixture	Celcore PVA Curing Compound	For reroof (tear-off), repair LWC spalls with Celcore SBS (Sanded Bonding Surface)	BURmastic Glass Ply or BURmastic Composite Ply HT	Tremco FM-90 Base Sheet Fastener	7-inch o.c. at the min. 3-inch laps and 7-inch o.c. at two (2) equally spaced center rows	One or more BP-CA1 or SBS-CA1	BP-CA1 or SBS-CA1	-60.0
LWC-72.	Min. 2,500 psi structural concrete, ASTM D41 primer	SBS-TA (smooth)	CELCORE (23-0718.06) : Min. 440 psi, Min. 2-inch thick, Celcore MF Cellular Concrete with Celcore HS Rheology Modifying Admixture	Celcore PVA Curing Compound	For reroof (tear-off), repair LWC spalls with Celcore SBS (Sanded Bonding Surface)	BURmastic Glass Ply or BURmastic Composite Ply HT	Tremco FM-90 Base Sheet Fastener	7-inch o.c. at the min. 3-inch laps and 7-inch o.c. at two (2) equally spaced center rows	One or more BP-CA1 or SBS-CA1	BP-CA1 or SBS-CA1	-60.0
LWC-73.	Tectum Plank	BP-CA4, ribbons 9-inch o.c.	CELCORE (23-0718.06) : Min. 440 psi, Min. 2-inch thick, Celcore MF Cellular Concrete with Celcore HS Rheology Modifying Admixture	Celcore PVA Curing Compound	For reroof (tear-off), repair LWC spalls with Celcore SBS (Sanded Bonding Surface)	BURmastic Glass Ply or BURmastic Composite Ply HT	Tremco FM-90 Base Sheet Fastener	7-inch o.c. at the min. 3-inch laps and 7-inch o.c. at two (2) equally spaced center rows	One or more BP-CA1 or SBS-CA1	BP-CA1 or SBS-CA1	-60.0
BURMASTIC ADHESIVE MC APPLIED BASE PLY:											
LWC-74.	Min. 2,500 psi structural concrete, TREMprime WB Primer	BP-CA6 (full coverage) or BP-CA4 (ribbons 12" o.c.)	CELCORE (23-0718.06) : Min. 440 psi, Min. 2-inch thick, Celcore MF Cellular Concrete with Celcore HS Rheology Modifying Admixture	Celcore PVA Curing Compound	For reroof (tear-off), repair LWC spalls with Celcore SBS (Sanded Bonding Surface)	BURmastic Glass Ply or BURmastic Composite Ply HT	Tremco FM-90 Base Sheet Fastener	9-inch o.c. at the min. 3-inch laps and 12-inch o.c. at two (2) equally spaced center rows	One or more BP-CA6 or SBS-CA6	BP-CA1, BP-CA6, SBS-CA1 or SBS-CA6	-45.0

**TABLE 4F: LIGHTWEIGHT CONCRETE DECKS – NEW CONSTRUCTION OR REROOF (TEAR-OFF)
SYSTEM TYPE E-2: TEMPORARY ROOF TO DECK, LWC TO TEMPORARY ROOF, MECHANICALLY ATTACHED BASE SHEET, BONDED ROOF COVER**

System No.	Deck (Note 1)	Vapor Barrier (Note 15)	Lightweight Concrete (Note 14)			Base Sheet			Roof Cover (Note 15)		MDP (psf)
			Type	Sealer	Surfacing	Base	Fasten (Note 11)	Spacing	Base Ply(s)	Cap Ply	
LWC-75.	Min. 2,500 psi structural concrete, ASTM D41 primer	SBS-TA (smooth)	CELCORE (23-0718.06) : Min. 440 psi, Min. 2-inch thick, Celcore MF Cellular Concrete with Celcore HS Rheology Modifying Admixture	Celcore PVA Curing Compound	For reroof (tear-off), repair LWC spalls with Celcore SBS (Sanded Bonding Surface)	BURmastic Glass Ply or BURmastic Composite Ply HT	Tremco FM-90 Base Sheet Fastener	9-inch o.c. at the min. 3-inch laps and 12-inch o.c. at two (2) equally spaced center rows	One or more BP-CA6 or SBS-CA6	BP-CA1, BP-CA6, SBS-CA1 or SBS-CA6	-45.0
LWC-76.	Tectum Plank	BP-CA4, ribbons 9-inch o.c.	CELCORE (23-0718.06) : Min. 440 psi, Min. 2-inch thick, Celcore MF Cellular Concrete with Celcore HS Rheology Modifying Admixture	Celcore PVA Curing Compound	For reroof (tear-off), repair LWC spalls with Celcore SBS (Sanded Bonding Surface)	BURmastic Glass Ply or BURmastic Composite Ply HT	Tremco FM-90 Base Sheet Fastener	9-inch o.c. at the min. 3-inch laps and 12-inch o.c. at two (2) equally spaced center rows	One or more BP-CA6 or SBS-CA6	BP-CA1, BP-CA6, SBS-CA1 or SBS-CA6	-45.0
LWC-77.	Min. 2,500 psi structural concrete, TREMprime WB Primer	BP-CA6 (full coverage) or BP-CA4 (ribbons 12" o.c.)	CELCORE (23-0718.06) : Min. 440 psi, Min. 2-inch thick, Celcore MF Cellular Concrete with Celcore HS Rheology Modifying Admixture	Celcore PVA Curing Compound	For reroof (tear-off), repair LWC spalls with Celcore SBS (Sanded Bonding Surface)	BURmastic Glass Ply or BURmastic Composite Ply HT	Tremco FM-90 Base Sheet Fastener	7-inch o.c. at the min. 3-inch laps and 7-inch o.c. at two (2) equally spaced center rows	One or more BP-CA6 or SBS-CA6	BP-CA1, BP-CA6, SBS-CA1 or SBS-CA6	-67.5
LWC-78.	Min. 2,500 psi structural concrete, ASTM D41 primer	SBS-TA (smooth)	CELCORE (23-0718.06) : Min. 440 psi, Min. 2-inch thick, Celcore MF Cellular Concrete with Celcore HS Rheology Modifying Admixture	Celcore PVA Curing Compound	For reroof (tear-off), repair LWC spalls with Celcore SBS (Sanded Bonding Surface)	BURmastic Glass Ply or BURmastic Composite Ply HT	Tremco FM-90 Base Sheet Fastener	7-inch o.c. at the min. 3-inch laps and 7-inch o.c. at two (2) equally spaced center rows	One or more BP-CA6 or SBS-CA6	BP-CA1, BP-CA6, SBS-CA1 or SBS-CA6	-67.5
LWC-79.	Tectum Plank	BP-CA4, ribbons 9-inch o.c.	CELCORE (23-0718.06) : Min. 440 psi, Min. 2-inch thick, Celcore MF Cellular Concrete with Celcore HS Rheology Modifying Admixture	Celcore PVA Curing Compound	For reroof (tear-off), repair LWC spalls with Celcore SBS (Sanded Bonding Surface)	BURmastic Glass Ply or BURmastic Composite Ply HT	Tremco FM-90 Base Sheet Fastener	7-inch o.c. at the min. 3-inch laps and 7-inch o.c. at two (2) equally spaced center rows	One or more BP-CA6 or SBS-CA6	BP-CA1, BP-CA6, SBS-CA1 or SBS-CA6	-67.5
POWERPLY ENDURE BIO ADHESIVE TF APPLIED BASE PLY:											
LWC-80.	Min. 2,500 psi structural concrete, TREMprime WB Primer	BP-CA4 (ribbons 12" o.c.)	CELCORE (23-0718.06) : Min. 440 psi, Min. 2-inch thick, Celcore MF Cellular Concrete with Celcore HS Rheology Modifying Admixture	Celcore PVA Curing Compound	For reroof (tear-off), repair LWC spalls with Celcore SBS (Sanded Bonding Surface)	BURmastic Glass Ply or BURmastic Composite Ply HT	Tremco FM-90 Base Sheet Fastener	9-inch o.c. at the min. 3-inch laps and 12-inch o.c. at two (2) equally spaced center rows	One or more BP-CA5 or SBS-CA5	BP-CA5 or SBS-CA5	-45.0
LWC-81.	Min. 2,500 psi structural concrete	BP-CA5 or SBS-CA5 (smooth)	CELCORE (23-0718.06) : Min. 440 psi, Min. 2-inch thick, Celcore MF Cellular Concrete with Celcore HS Rheology Modifying Admixture	Celcore PVA Curing Compound	For reroof (tear-off), repair LWC spalls with Celcore SBS (Sanded Bonding Surface)	BURmastic Glass Ply or BURmastic Composite Ply HT	Tremco FM-90 Base Sheet Fastener	9-inch o.c. at the min. 3-inch laps and 12-inch o.c. at two (2) equally spaced center rows	One or more BP-CA5 or SBS-CA5	BP-CA5 or SBS-CA5	-45.0

**TABLE 4F: LIGHTWEIGHT CONCRETE DECKS – NEW CONSTRUCTION OR REROOF (TEAR-OFF)
SYSTEM TYPE E-2: TEMPORARY ROOF TO DECK, LWC TO TEMPORARY ROOF, MECHANICALLY ATTACHED BASE SHEET, BONDED ROOF COVER**

System No.	Deck (Note 1)	Vapor Barrier (Note 15)	Lightweight Concrete (Note 14)			Base Sheet			Roof Cover (Note 15)		MDP (psf)
			Type	Sealer	Surfacing	Base	Fasten (Note 11)	Spacing	Base Ply(s)	Cap Ply	
LWC-82.	Min. 2,500 psi structural concrete, ASTM D41 primer	SBS-TA (smooth)	CELCORE (23-0718.06) : Min. 440 psi, Min. 2-inch thick, Celcore MF Cellular Concrete with Celcore HS Rheology Modifying Admixture	Celcore PVA Curing Compound	For reroof (tear-off), repair LWC spalls with Celcore SBS (Sanded Bonding Surface)	BURmastic Glass Ply or BURmastic Composite Ply HT	Tremco FM-90 Base Sheet Fastener	9-inch o.c. at the min. 3-inch laps and 12-inch o.c. at two (2) equally spaced center rows	One or more BP-CA5 or SBS-CA5	BP-CA5 or SBS-CA5	-45.0
LWC-83.	Tectum Plank	BP-CA4, ribbons 9-inch o.c.	CELCORE (23-0718.06) : Min. 440 psi, Min. 2-inch thick, Celcore MF Cellular Concrete with Celcore HS Rheology Modifying Admixture	Celcore PVA Curing Compound	For reroof (tear-off), repair LWC spalls with Celcore SBS (Sanded Bonding Surface)	BURmastic Glass Ply or BURmastic Composite Ply HT	Tremco FM-90 Base Sheet Fastener	9-inch o.c. at the min. 3-inch laps and 12-inch o.c. at two (2) equally spaced center rows	One or more BP-CA5 or SBS-CA5	BP-CA5 or SBS-CA5	-45.0
LWC-84.	Min. 2,500 psi structural concrete, TREMprime WB Primer	BP-CA4 (ribbons 12" o.c.)	CELCORE (23-0718.06) : Min. 440 psi, Min. 2-inch thick, Celcore MF Cellular Concrete with Celcore HS Rheology Modifying Admixture	Celcore PVA Curing Compound	For reroof (tear-off), repair LWC spalls with Celcore SBS (Sanded Bonding Surface)	BURmastic Glass Ply or BURmastic Composite Ply HT	Tremco FM-90 Base Sheet Fastener	7-inch o.c. at the min. 3-inch laps and 7-inch o.c. at two (2) equally spaced center rows	One or more BP-CA5 or SBS-CA5	BP-CA5 or SBS-CA5	-67.5
LWC-85.	Min. 2,500 psi structural concrete	BP-CA5 or SBS-CA5 (smooth)	CELCORE (23-0718.06) : Min. 440 psi, Min. 2-inch thick, Celcore MF Cellular Concrete with Celcore HS Rheology Modifying Admixture	Celcore PVA Curing Compound	For reroof (tear-off), repair LWC spalls with Celcore SBS (Sanded Bonding Surface)	BURmastic Glass Ply or BURmastic Composite Ply HT	Tremco FM-90 Base Sheet Fastener	7-inch o.c. at the min. 3-inch laps and 7-inch o.c. at two (2) equally spaced center rows	One or more BP-CA5 or SBS-CA5	BP-CA5 or SBS-CA5	-67.5
LWC-86.	Min. 2,500 psi structural concrete, ASTM D41 primer	SBS-TA (smooth)	CELCORE (23-0718.06) : Min. 440 psi, Min. 2-inch thick, Celcore MF Cellular Concrete with Celcore HS Rheology Modifying Admixture	Celcore PVA Curing Compound	For reroof (tear-off), repair LWC spalls with Celcore SBS (Sanded Bonding Surface)	BURmastic Glass Ply or BURmastic Composite Ply HT	Tremco FM-90 Base Sheet Fastener	7-inch o.c. at the min. 3-inch laps and 7-inch o.c. at two (2) equally spaced center rows	One or more BP-CA5 or SBS-CA5	BP-CA5 or SBS-CA5	-67.5
LWC-87.	Tectum Plank	BP-CA4, ribbons 9-inch o.c.	CELCORE (23-0718.06) : Min. 440 psi, Min. 2-inch thick, Celcore MF Cellular Concrete with Celcore HS Rheology Modifying Admixture	Celcore PVA Curing Compound	For reroof (tear-off), repair LWC spalls with Celcore SBS (Sanded Bonding Surface)	BURmastic Glass Ply or BURmastic Composite Ply HT	Tremco FM-90 Base Sheet Fastener	7-inch o.c. at the min. 3-inch laps and 7-inch o.c. at two (2) equally spaced center rows	One or more BP-CA5 or SBS-CA5	BP-CA5 or SBS-CA5	-67.5
HOT-ASPHALT-APPLIED OR TORCH-APPLIED BASE PLY:											
LWC-88.	Min. 2,500 psi structural concrete, TREMprime WB Primer	BP-CA6 (full coverage) or BP-CA4 (ribbons 12" o.c.)	CELCORE (23-0718.06) : Min. 440 psi, Min. 2-inch thick, Celcore MF Cellular Concrete with Celcore HS Rheology Modifying Admixture	Celcore PVA Curing Compound	For reroof (tear-off), repair LWC spalls with Celcore SBS (Sanded Bonding Surface)	BURmastic Glass Ply or BURmastic Composite Ply HT	Tremco FM-90 Base Sheet Fastener	9-inch o.c. at the min. 3-inch laps and 12-inch o.c. at two (2) equally spaced center rows	BP-AA, SBS-AA	BP-CA1, SBS-CA1, BP-AA, SBS-AA or APP-TA	-45.0

**TABLE 4F: LIGHTWEIGHT CONCRETE DECKS – NEW CONSTRUCTION OR REROOF (TEAR-OFF)
SYSTEM TYPE E-2: TEMPORARY ROOF TO DECK, LWC TO TEMPORARY ROOF, MECHANICALLY ATTACHED BASE SHEET, BONDED ROOF COVER**

System No.	Deck (Note 1)	Vapor Barrier (Note 15)	Lightweight Concrete (Note 14)			Base Sheet			Roof Cover (Note 15)		MDP (psf)
			Type	Sealer	Surfacing	Base	Fasten (Note 11)	Spacing	Base Ply(s)	Cap Ply	
LWC-89.	Min. 2,500 psi structural concrete, TREMprime WB Primer	BP-CA6 (full coverage) or BP-CA4 (ribbons 12" o.c.)	CELCORE (23-0718.06) : Min. 440 psi, Min. 2-inch thick, Celcore MF Cellular Concrete with Celcore HS Rheology Modifying Admixture	Celcore PVA Curing Compound	For reroof (tear-off), repair LWC spalls with Celcore SBS (Sanded Bonding Surface)	BURmastic Glass Ply or BURmastic Composite Ply HT	Tremco FM-90 Base Sheet Fastener	9-inch o.c. at the min. 3-inch laps and 12-inch o.c. at two (2) equally spaced center rows	SBS-AA or SBS-TA	SBS-TA	-45.0
LWC-90.	Min. 2,500 psi structural concrete, ASTM D41 primer	SBS-TA (smooth)	CELCORE (23-0718.06) : Min. 440 psi, Min. 2-inch thick, Celcore MF Cellular Concrete with Celcore HS Rheology Modifying Admixture	Celcore PVA Curing Compound	For reroof (tear-off), repair LWC spalls with Celcore SBS (Sanded Bonding Surface)	BURmastic Glass Ply or BURmastic Composite Ply HT	Tremco FM-90 Base Sheet Fastener	9-inch o.c. at the min. 3-inch laps and 12-inch o.c. at two (2) equally spaced center rows	BP-AA, SBS-AA	BP-CA1, SBS-CA1, BP-AA, SBS-AA or APP-TA	-45.0
LWC-91.	Min. 2,500 psi structural concrete, ASTM D41 primer	SBS-TA (smooth)	CELCORE (23-0718.06) : Min. 440 psi, Min. 2-inch thick, Celcore MF Cellular Concrete with Celcore HS Rheology Modifying Admixture	Celcore PVA Curing Compound	For reroof (tear-off), repair LWC spalls with Celcore SBS (Sanded Bonding Surface)	BURmastic Glass Ply or BURmastic Composite Ply HT	Tremco FM-90 Base Sheet Fastener	9-inch o.c. at the min. 3-inch laps and 12-inch o.c. at two (2) equally spaced center rows	SBS-AA or SBS-TA	SBS-TA	-45.0
LWC-92.	Tectum Plank	BP-CA4, ribbons 9-inch o.c.	CELCORE (23-0718.06) : Min. 440 psi, Min. 2-inch thick, Celcore MF Cellular Concrete with Celcore HS Rheology Modifying Admixture	Celcore PVA Curing Compound	For reroof (tear-off), repair LWC spalls with Celcore SBS (Sanded Bonding Surface)	BURmastic Glass Ply or BURmastic Composite Ply HT	Tremco FM-90 Base Sheet Fastener	9-inch o.c. at the min. 3-inch laps and 12-inch o.c. at two (2) equally spaced center rows	BP-AA, SBS-AA	BP-CA1, SBS-CA1, BP-AA, SBS-AA or APP-TA	-45.0
LWC-93.	Tectum Plank	BP-CA4, ribbons 9-inch o.c.	CELCORE (23-0718.06) : Min. 440 psi, Min. 2-inch thick, Celcore MF Cellular Concrete with Celcore HS Rheology Modifying Admixture	Celcore PVA Curing Compound	For reroof (tear-off), repair LWC spalls with Celcore SBS (Sanded Bonding Surface)	BURmastic Glass Ply or BURmastic Composite Ply HT	Tremco FM-90 Base Sheet Fastener	9-inch o.c. at the min. 3-inch laps and 12-inch o.c. at two (2) equally spaced center rows	SBS-AA or SBS-TA	SBS-TA	-45.0
LWC-94.	Min. 2,500 psi structural concrete, TREMprime WB Primer	BP-CA6 (full coverage) or BP-CA4 (ribbons 12" o.c.)	CELCORE (23-0718.06) : Min. 440 psi, Min. 2-inch thick, Celcore MF Cellular Concrete with Celcore HS Rheology Modifying Admixture	Celcore PVA Curing Compound	For reroof (tear-off), repair LWC spalls with Celcore SBS (Sanded Bonding Surface)	BURmastic Glass Ply or BURmastic Composite Ply HT	Tremco FM-90 Base Sheet Fastener	7-inch o.c. at the min. 3-inch laps and 7-inch o.c. at two (2) equally spaced center rows	BP-AA, SBS-AA	BP-CA1, SBS-CA1, BP-AA or SBS-AA	-67.5
LWC-95.	Min. 2,500 psi structural concrete, TREMprime WB Primer	BP-CA6 (full coverage) or BP-CA4 (ribbons 12" o.c.)	CELCORE (23-0718.06) : Min. 440 psi, Min. 2-inch thick, Celcore MF Cellular Concrete with Celcore HS Rheology Modifying Admixture	Celcore PVA Curing Compound	For reroof (tear-off), repair LWC spalls with Celcore SBS (Sanded Bonding Surface)	BURmastic Glass Ply or BURmastic Composite Ply HT	Tremco FM-90 Base Sheet Fastener	7-inch o.c. at the min. 3-inch laps and 7-inch o.c. at two (2) equally spaced center rows	SBS-AA or SBS-TA	SBS-TA	-67.5

**TABLE 4F: LIGHTWEIGHT CONCRETE DECKS – NEW CONSTRUCTION OR REROOF (TEAR-OFF)
SYSTEM TYPE E-2: TEMPORARY ROOF TO DECK, LWC TO TEMPORARY ROOF, MECHANICALLY ATTACHED BASE SHEET, BONDED ROOF COVER**

System No.	Deck (Note 1)	Vapor Barrier (Note 15)	Lightweight Concrete (Note 14)			Base Sheet			Roof Cover (Note 15)		MDP (psf)
			Type	Sealer	Surfacing	Base	Fasten (Note 11)	Spacing	Base Ply(s)	Cap Ply	
LWC-96.	Min. 2,500 psi structural concrete, ASTM D41 primer	SBS-TA (smooth)	<u>CEL CORE (23-0718.06):</u> Min. 440 psi, Min. 2-inch thick, Celcore MF Cellular Concrete with Celcore HS Rheology Modifying Admixture	Celcore PVA Curing Compound	For reroof (tear-off), repair LWC spalls with Celcore SBS (Sanded Bonding Surface)	BURmastic Glass Ply or BURmastic Composite Ply HT	Tremco FM-90 Base Sheet Fastener	7-inch o.c. at the min. 3-inch laps and 7-inch o.c. at two (2) equally spaced center rows	BP-AA, SBS-AA	BP-CA1, SBS-CA1, BP-AA, SBS-AA or APP-TA	-67.5
LWC-97.	Min. 2,500 psi structural concrete, ASTM D41 primer	SBS-TA (smooth)	<u>CEL CORE (23-0718.06):</u> Min. 440 psi, Min. 2-inch thick, Celcore MF Cellular Concrete with Celcore HS Rheology Modifying Admixture	Celcore PVA Curing Compound	For reroof (tear-off), repair LWC spalls with Celcore SBS (Sanded Bonding Surface)	BURmastic Glass Ply or BURmastic Composite Ply HT	Tremco FM-90 Base Sheet Fastener	7-inch o.c. at the min. 3-inch laps and 7-inch o.c. at two (2) equally spaced center rows	SBS-AA or SBS-TA	SBS-TA	-67.5
LWC-98.	Tectum Plank	BP-CA4, ribbons 9-inch o.c.	<u>CEL CORE (23-0718.06):</u> Min. 440 psi, Min. 2-inch thick, Celcore MF Cellular Concrete with Celcore HS Rheology Modifying Admixture	Celcore PVA Curing Compound	For reroof (tear-off), repair LWC spalls with Celcore SBS (Sanded Bonding Surface)	BURmastic Glass Ply or BURmastic Composite Ply HT	Tremco FM-90 Base Sheet Fastener	7-inch o.c. at the min. 3-inch laps and 7-inch o.c. at two (2) equally spaced center rows	BP-AA, SBS-AA	BP-CA1, SBS-CA1, BP-AA, SBS-AA or APP-TA	-67.5
LWC-99.	Tectum Plank	BP-CA4, ribbons 9-inch o.c.	<u>CEL CORE (23-0718.06):</u> Min. 440 psi, Min. 2-inch thick, Celcore MF Cellular Concrete with Celcore HS Rheology Modifying Admixture	Celcore PVA Curing Compound	For reroof (tear-off), repair LWC spalls with Celcore SBS (Sanded Bonding Surface)	BURmastic Glass Ply or BURmastic Composite Ply HT	Tremco FM-90 Base Sheet Fastener	7-inch o.c. at the min. 3-inch laps and 7-inch o.c. at two (2) equally spaced center rows	SBS-AA or SBS-TA	SBS-TA	-67.5
SEBS-APPLIED BASE PLY:											
LWC-100.	Min. 2,500 psi structural concrete, TREMprime WB Primer	BP-CA6 (full coverage) or BP-CA4 (ribbons 12" o.c.)	<u>CEL CORE (23-0718.06):</u> Min. 440 psi, Min. 2-inch thick, Celcore MF Cellular Concrete with Celcore HS Rheology Modifying Admixture	Celcore PVA Curing Compound	For reroof (tear-off), repair LWC spalls with Celcore SBS (Sanded Bonding Surface)	BURmastic Glass Ply or BURmastic Composite Ply HT	Tremco FM-90 Base Sheet Fastener	9-inch o.c. at the min. 3-inch laps and 12-inch o.c. at two (2) equally spaced center rows	BP-SEBS, SBS-AA	SBS-SEBS	-45.0
LWC-101.	Min. 2,500 psi structural concrete, ASTM D41 primer	SBS-TA (smooth)	<u>CEL CORE (23-0718.06):</u> Min. 440 psi, Min. 2-inch thick, Celcore MF Cellular Concrete with Celcore HS Rheology Modifying Admixture	Celcore PVA Curing Compound	For reroof (tear-off), repair LWC spalls with Celcore SBS (Sanded Bonding Surface)	BURmastic Glass Ply or BURmastic Composite Ply HT	Tremco FM-90 Base Sheet Fastener	9-inch o.c. at the min. 3-inch laps and 12-inch o.c. at two (2) equally spaced center rows	BP-SEBS, SBS-AA	SBS-SEBS	-45.0
LWC-102.	Tectum Plank	BP-CA4, ribbons 9-inch o.c.	<u>CEL CORE (23-0718.06):</u> Min. 440 psi, Min. 2-inch thick, Celcore MF Cellular Concrete with Celcore HS Rheology Modifying Admixture	Celcore PVA Curing Compound	For reroof (tear-off), repair LWC spalls with Celcore SBS (Sanded Bonding Surface)	BURmastic Glass Ply or BURmastic Composite Ply HT	Tremco FM-90 Base Sheet Fastener	9-inch o.c. at the min. 3-inch laps and 12-inch o.c. at two (2) equally spaced center rows	BP-SEBS, SBS-AA	SBS-SEBS	-45.0

TABLE 4F: LIGHTWEIGHT CONCRETE DECKS – NEW CONSTRUCTION OR REROOF (TEAR-OFF)
SYSTEM TYPE E-2: TEMPORARY ROOF TO DECK, LWC TO TEMPORARY ROOF, MECHANICALLY ATTACHED BASE SHEET, BONDED ROOF COVER

System No.	Deck (Note 1)	Vapor Barrier (Note 15)	Lightweight Concrete (Note 14)			Base Sheet			Roof Cover (Note 15)		MDP (psf)
			Type	Sealer	Surfacing	Base	Fasten (Note 11)	Spacing	Base Ply(s)	Cap Ply	
LWC-103.	Min. 2,500 psi structural concrete, TREMprime WB Primer	BP-CA6 (full coverage) or BP-CA4 (ribbons 12" o.c.)	CELCORE (23-0718.06) : Min. 440 psi, Min. 2-inch thick, Celcore MF Cellular Concrete with Celcore HS Rheology Modifying Admixture	Celcore PVA Curing Compound	For reroof (tear-off), repair LWC spalls with Celcore SBS (Sanded Bonding Surface)	BURmastic Glass Ply or BURmastic Composite Ply HT	Tremco FM-90 Base Sheet Fastener	7-inch o.c. at the min. 3-inch laps and 7-inch o.c. at two (2) equally spaced center rows	BP-SEBS, SBS-AA	SBS-SEBS	-67.5
LWC-104.	Min. 2,500 psi structural concrete, ASTM D41 primer	SBS-TA (smooth)	CELCORE (23-0718.06) : Min. 440 psi, Min. 2-inch thick, Celcore MF Cellular Concrete with Celcore HS Rheology Modifying Admixture	Celcore PVA Curing Compound	For reroof (tear-off), repair LWC spalls with Celcore SBS (Sanded Bonding Surface)	BURmastic Glass Ply or BURmastic Composite Ply HT	Tremco FM-90 Base Sheet Fastener	7-inch o.c. at the min. 3-inch laps and 7-inch o.c. at two (2) equally spaced center rows	BP-SEBS, SBS-AA	SBS-SEBS	-67.5
LWC-105.	Tectum Plank	BP-CA4, ribbons 9-inch o.c.	CELCORE (23-0718.06) : Min. 440 psi, Min. 2-inch thick, Celcore MF Cellular Concrete with Celcore HS Rheology Modifying Admixture	Celcore PVA Curing Compound	For reroof (tear-off), repair LWC spalls with Celcore SBS (Sanded Bonding Surface)	BURmastic Glass Ply or BURmastic Composite Ply HT	Tremco FM-90 Base Sheet Fastener	7-inch o.c. at the min. 3-inch laps and 7-inch o.c. at two (2) equally spaced center rows	BP-SEBS, SBS-AA	SBS-SEBS	-67.5

TABLE 4G: LIGHTWEIGHT CONCRETE DECKS – NEW CONSTRUCTION OR REROOF (TEAR-OFF)
SYSTEM TYPE F: LWC TO DECK, BONDED ROOF COVER

System No.	Deck (Note 1)	Lightweight Concrete (Note 14)				Roof Cover (Note 15)			MDP (psf)*
		Deck Treatment	Type	Sealer	Surfacing	Base Ply	Ply	Cap Ply	
LWC-106.	Min. 22 ga., type B, Grade 40 steel, 6 ft span, 5/8" puddle welds, 6" o.c. or min. 2,500 psi structural concrete	(Optional) Celcore S-1 Deck Preparation Slurry	CELCORE (23-0718.06) : Min. 370 psi, Min. 2-inch thick, Celcore MF Cellular Concrete with Celcore HS Rheology Modifying Admixture	Celcore PVA Curing Compound	Celcore SBS (Sanded Bonding Surface) at 1 gal/sq.	BP-CA4, ribbons 9-inch o.c. <i>(laps sealed with Tremco LF Adhesive)</i>	(Optional) One or more BP-CA1, BP-CA6, SBS-CA1 or SBS-CA6	BP-CA1, BP-CA6, SBS-CA1 or SBS-CA6	-60.0
LWC-107.	Min. 22 ga., type B, Grade 40 steel, 6 ft span, 5/8" puddle welds, 6" o.c. or min. 2,500 psi structural concrete	(Optional) Celcore S-1 Deck Preparation Slurry	CELCORE (23-0718.06) : Min. 370 psi, Min. 2-inch thick, Celcore MF Cellular Concrete with Celcore HS Rheology Modifying Admixture	Celcore PVA Curing Compound	Celcore SBS (Sanded Bonding Surface) at 1 gal/sq.	BP-CA4, ribbons 9-inch o.c. <i>(laps sealed with Tremco LF Adhesive)</i>	(Optional) One or more BP-CA5 or SBS-CA5	BP-CA5 or SBS-CA5	-60.0

TABLE 4H: LIGHTWEIGHT CONCRETE DECKS – NEW CONSTRUCTION
SYSTEM TYPE F: VAPOR BARRIER TO DECK, LWC TO VAPOR BARRIER, BONDED ROOF COVER

System No.	Deck (Note 1)	Vapor Barrier (Note 15)	Lightweight Concrete (Note 14)				Roof Cover (Note 15)			MDP (psf)*
			Surface Treatment	Type	Sealer	Surfacing	Base Ply	Ply	Cap Ply	
LWC-108.	Min. 2,500 psi structural concrete, TREMprime WB Primer	BP-CA6 (full coverage) or BP-CA4 (ribbons 12" o.c.)	(Optional) Celcore S-1 Deck Preparation Slurry	<u>CELCORE (23-0718.06):</u> Min. 370 psi, Min. 2-inch thick, Celcore MF Cellular Concrete with Celcore HS Rheology Modifying Admixture	Celcore PVA Curing Compound	Celcore SBS (Sanded Bonding Surface) at 1 gal/sq.	BP-CA4, ribbons 9-inch o.c. <i>(laps sealed with Tremco LF Adhesive)</i>	(Optional) One or more BP-CA1, BP-CA6, SBS-CA1 or SBS-CA6	BP-CA1, BP-CA6, SBS-CA1 or SBS-CA6	-60.0
LWC-109.	Min. 2,500 psi structural concrete	BP-CA5 or SBS-CA5 (smooth)	(Optional) Celcore S-1 Deck Preparation Slurry	<u>CELCORE (23-0718.06):</u> Min. 370 psi, Min. 2-inch thick, Celcore MF Cellular Concrete with Celcore HS Rheology Modifying Admixture	Celcore PVA Curing Compound	Celcore SBS (Sanded Bonding Surface) at 1 gal/sq.	BP-CA4, ribbons 9-inch o.c. <i>(laps sealed with Tremco LF Adhesive)</i>	(Optional) One or more BP-CA5 or SBS-CA5	BP-CA5 or SBS-CA5	-60.0
LWC-110.	Tectum Plank	BP-CA4, ribbons 9-inch o.c.	(Optional) Celcore S-1 Deck Preparation Slurry	<u>CELCORE (23-0718.06):</u> Min. 370 psi, Min. 2-inch thick, Celcore MF Cellular Concrete with Celcore HS Rheology Modifying Admixture	Celcore PVA Curing Compound	Celcore SBS (Sanded Bonding Surface) at 1 gal/sq.	BP-CA4, ribbons 9-inch o.c. <i>(laps sealed with Tremco LF Adhesive)</i>	(Optional) One or more BP-CA1, BP-CA6, SBS-CA1 or SBS-CA6	BP-CA1, BP-CA6, SBS-CA1 or SBS-CA6	-60.0
LWC-111.	Tectum Plank	BP-CA4, ribbons 9-inch o.c.	(Optional) Celcore S-1 Deck Preparation Slurry	<u>CELCORE (23-0718.06):</u> Min. 370 psi, Min. 2-inch thick, Celcore MF Cellular Concrete with Celcore HS Rheology Modifying Admixture	Celcore PVA Curing Compound	Celcore SBS (Sanded Bonding Surface) at 1 gal/sq.	BP-CA4, ribbons 9-inch o.c. <i>(laps sealed with Tremco LF Adhesive)</i>	(Optional) One or more BP-CA5 or SBS-CA5	BP-CA5 or SBS-CA5	-60.0
LWC-112.	Min. 2,500 psi structural concrete, ASTM D41 primer	SBS-TA (smooth) or POWERply APP Base Sheet, torch-applied	(Optional) Celcore S-1 Deck Preparation Slurry	<u>CELCORE (23-0718.06):</u> Min. 370 psi, Min. 2-inch thick, Celcore MF Cellular Concrete with Celcore HS Rheology Modifying Admixture	Celcore PVA Curing Compound	Celcore SBS (Sanded Bonding Surface) at 1 gal/sq.	BP-CA4, ribbons 9-inch o.c. <i>(laps sealed with Tremco LF Adhesive)</i>	(Optional) One or more BP-CA1, BP-CA6, SBS-CA1 or SBS-CA6	BP-CA1, BP-CA6, SBS-CA1 or SBS-CA6	-60.0
LWC-113.	Min. 2,500 psi structural concrete, ASTM D41 primer	SBS-TA (smooth) or POWERply APP Base Sheet, torch-applied	(Optional) Celcore S-1 Deck Preparation Slurry	<u>CELCORE (23-0718.06):</u> Min. 370 psi, Min. 2-inch thick, Celcore MF Cellular Concrete with Celcore HS Rheology Modifying Admixture	Celcore PVA Curing Compound	Celcore SBS (Sanded Bonding Surface) at 1 gal/sq.	BP-CA4, ribbons 9-inch o.c. <i>(laps sealed with Tremco LF Adhesive)</i>	(Optional) One or more BP-CA5 or SBS-CA5	BP-CA5 or SBS-CA5	-60.0

**TABLE 5A: CEMENTITIOUS WOOD FIBER DECKS - NEW CONSTRUCTION OR REROOF (TEAR-OFF)
SYSTEM TYPE A-1: BONDED INSULATION, BONDED ROOF COVER**

System No.	Deck (Note 1)	Base Insulation Layer		Top Insulation Layer		Roof Cover (Note 15)			MDP (psf)*
		Type	Attach (Notes 6,7,8)	Type	Attach (Notes 6,7,8)	Base Ply	Ply	Cap Ply	
BURMASTIC ADHESIVE OR POWERPLY STANDARD COLD ADHESIVE APPLIED BASE PLY:									
CWF-1.	Min. 2-inch Tectum I Plank; 4 ft span, Trufast PF-3750 #12 Purlin Fastener with Trufast MP-2000 2" Metal Seam Plate; 3 parts per bearing.	One or more layers, min. 1-inch Trisotech G, Trisotech, EnergyGuard Polyiso Insulation, H-Shield, ISO 95+ GL, Multi-Max FA-3	LRFIA or LRFIA(BG)	Min. 0.25-inch DensDeck Prime or SECUROCK Gypsum-Fiber Roof Board	LRFIA or LRFIA(BG)	BP-CA1 or SBS-CA1	(Optional) One or more BP-CA1 or SBS-CA1	BP-CA1 or SBS-CA1	-60.0
BURMASTIC ADHESIVE MC APPLIED BASE PLY:									
CWF-2.	Min. 2-inch Tectum I Plank; 4 ft span, Trufast PF-3750 #12 Purlin Fastener with Trufast MP-2000 2" Metal Seam Plate; 3 parts per bearing.	One or more layers, min. 1-inch Trisotech G, Trisotech, EnergyGuard Polyiso Insulation, H-Shield, ISO 95+ GL, Multi-Max FA-3	LRFIA or LRFIA(BG)	Min. 0.25-inch SECUROCK Gypsum-Fiber Roof Board	LRFIA or LRFIA(BG)	BP-CA6 or SBS-CA6	(Optional) One or more BP-CA6 or SBS-CA6	BP-CA6 or SBS-CA6	-82.5
POWERPLY ENDURE BIO ADHESIVE TF APPLIED BASE PLY:									
CWF-3.	Min. 2-inch Tectum I Plank; 4 ft span, Trufast PF-3750 #12 Purlin Fastener with Trufast MP-2000 2" Metal Seam Plate; 3 parts per bearing.	One or more layers, min. 1-inch Trisotech G, Trisotech, EnergyGuard Polyiso Insulation, H-Shield, ISO 95+ GL, Multi-Max FA-3	LRFIA or LRFIA(BG)	Min. 0.25-inch SECUROCK Gypsum-Fiber Roof Board	LRFIA or LRFIA(BG)	BP-CA5 or SBS-CA5	(Optional) One or more BP-CA5 or SBS-CA5	BP-CA5 or SBS-CA5	-82.5
HOT-ASPHALT-APPLIED BASE PLY:									
CWF-4.	Min. 2-inch Tectum I Plank; 4 ft span, Trufast PF-3750 #12 Purlin Fastener with Trufast MP-2000 2" Metal Seam Plate; 3 parts per bearing.	Min. 1.5-inch Trisotech G, Trisotech, ISO 95+ GL or Multi-Max FA3	LRFIA or LRFIA(BG)	Min. 0.125-inch TremBoard AC or min. 0.25-inch DensDeck, DensDeck Prime, DEXcell FA Glass Mat Roof Board or SECUROCK Gypsum-Fiber Roof Board	Hot asphalt	BP-AA, SBS-AA	(Optional) BP-AA or SBS-AA	BP-AA or SBS-AA	-75.0
CWF-5.	Min. 2-inch Tectum I Plank; 4 ft span, Trufast PF-3750 #12 Purlin Fastener with Trufast MP-2000 2" Metal Seam Plate; 3 parts per bearing.	Min. 1.5-inch Trisotech G, Trisotech, ISO 95+ GL or Multi-Max FA3	LRFIA or LRFIA(BG)	Min. 0.125-inch TremBoard AC or min. 0.25-inch DensDeck, DensDeck Prime, DEXcell FA Glass Mat Roof Board or SECUROCK Gypsum-Fiber Roof Board	Hot asphalt	SBS-AA	(Optional) One or more SBS-AA, SBS-TA	SBS-TA	-75.0
CWF-6.	Min. 2-inch Tectum I Plank; 4 ft span, Trufast PF-3750 #12 Purlin Fastener with Trufast MP-2000 2" Metal Seam Plate; 3 parts per bearing.	One or more layers, min. 1-inch Trisotech G, Trisotech, EnergyGuard Polyiso Insulation, H-Shield, ISO 95+ GL, Multi-Max FA-3	LRFIA or LRFIA(BG)	Min. 0.25-inch SECUROCK Gypsum-Fiber Roof Board	LRFIA or LRFIA(BG)	SBS-AA	(Optional) One or more BP-AA, SBS-AA or APP-TA	BP-CA1, BP-AA, SBS-CA1, SBS-AA or APP-TA	-82.5
CWF-7.	Min. 2-inch Tectum I Plank; 4 ft span, Trufast PF-3750 #12 Purlin Fastener with Trufast MP-2000 2" Metal Seam Plate; 3 parts per bearing.	One or more layers, min. 1-inch Trisotech G, Trisotech, EnergyGuard Polyiso Insulation, H-Shield, ISO 95+ GL, Multi-Max FA-3	LRFIA or LRFIA(BG)	Min. 0.25-inch SECUROCK Gypsum-Fiber Roof Board	LRFIA or LRFIA(BG)	SBS-AA	(Optional) One or more SBS-AA, SBS-TA	SBS-TA	-82.5

**TABLE 5A: CEMENTITIOUS WOOD FIBER DECKS - NEW CONSTRUCTION OR REROOF (TEAR-OFF)
SYSTEM TYPE A-1: BONDED INSULATION, BONDED ROOF COVER**

System No.	Deck (Note 1)	Base Insulation Layer		Top Insulation Layer		Roof Cover (Note 15)			MDP (psf)*
		Type	Attach (Notes 6,7,8)	Type	Attach (Notes 6,7,8)	Base Ply	Ply	Cap Ply	
SEBS-APPLIED BASE PLY:									
CWF-8.	Min. 2-inch Tectum I Plank; 4 ft span, Trufast PF-3750 #12 Purlin Fastener with Trufast MP-2000 2" Metal Seam Plate; 3 parts per bearing.	Min. 1.5-inch Trisotech G, Trisotech, ISO 95+ GL or Multi-Max FA3	LRFIA or LRFIA(BG)	Min. 0.125-inch TremBoard AC or min. 0.25-inch DensDeck, DensDeck Prime, DEXcell FA Glass Mat Roof Board or SECUROCK Gypsum-Fiber Roof Board	Hot asphalt	BP-SEBS, SBS-SEBS	(Optional) BP-SEBS, SBS-SEBS	SBS-SEBS	-75.0
CWF-9.	Min. 2-inch Tectum I Plank; 4 ft span, Trufast PF-3750 #12 Purlin Fastener with Trufast MP-2000 2" Metal Seam Plate; 3 parts per bearing.	One or more layers, min. 1-inch Trisotech G, Trisotech, EnergyGuard Polyiso Insulation, H-Shield, ISO 95+ GL, Multi-Max FA-3	LRFIA or LRFIA(BG)	Min. 0.25-inch SECUROCK Gypsum-Fiber Roof Board	LRFIA or LRFIA(BG)	BP-SEBS (except BURmastic Glass Ply, BURmastic Glass Ply – 28 lb or THERMglas), SBS-SEBS	(Optional) BP-SEBS, SBS-SEBS	SBS-SEBS	-82.5
TORCH-APPLIED BASE PLY:									
CWF-10.	Min. 2-inch Tectum I Plank; 4 ft span, Trufast PF-3750 #12 Purlin Fastener with Trufast MP-2000 2" Metal Seam Plate; 3 parts per bearing.	One or more layers, min. 1-inch Trisotech G, Trisotech, EnergyGuard Polyiso Insulation, H-Shield, ISO 95+ GL, Multi-Max FA-3	LRFIA or LRFIA(BG)	Min. 0.25-inch SECUROCK Gypsum-Fiber Roof Board	LRFIA or LRFIA(BG)	SBS-TA	(Optional) SBS-TA	SBS-TA	-82.5

**TABLE 5B: CEMENTITIOUS WOOD FIBER DECKS – NEW CONSTRUCTION, REROOF (TEAR-OFF) OR RECOVER
SYSTEM TYPE B-3: MECHANICALLY ATTACHED ANCHOR SHEET, BONDED INSULATION, BONDED ROOF COVER**

System No.	Deck (Note 1)	Anchor Sheet			Vapor Barrier (Note 15)	Base Insulation		Top Insulation		Roof Cover (Note 15)			MDP (psf)
		Type	Fasten (Note 11)	Attach		Type	Attach (Notes 6,7,8)	Type	Attach (Notes 6,7,8)	Base Ply	Ply	Cap Ply	
BURMASTIC ADHESIVE MC APPLIED BASE PLY:													
CWF-11.	Min. 2-inch Tectum I Plank; 4 ft span, Trufast PF-3750 #12 Purlin Fastener with Trufast MP-2000 2" Metal Seam Plate; 3 parts per bearing.	BURmastic Composite Ply HT, BURmastic Composite Ply Premium	Tremco Twin-Loc Nail Assembled Fastener (min. 1.8-inch embed)	6-inch o.c. at 4-inch laps and 12-inch o.c. at four (4), equally spaced center rows	None	(Optional) Min. 1.5-inch Trisotech G, Trisotech CGF or Trisotech	LRFIA or LRFIA(BG), 6-inch o.c.	Min. 0.5-inch DensDeck Prime or SECUROCK Gypsum-Fiber Roof Board	LRFIA or LRFIA(BG), 6-inch o.c.	BP-CA6 or SBS-CA6	(Optional) BP-CA6 or SBS-CA6	BP-CA1, BP-CA6, SBS-CA1 or SBS-CA6	-75.0
POWERPLY ENDURE BIO ADHESIVE TF APPLIED BASE PLY:													
CWF-12.	Min. 2-inch Tectum I Plank; 4 ft span, Trufast PF-3750 #12 Purlin Fastener with Trufast MP-2000 2" Metal Seam Plate; 3 parts per bearing.	BURmastic Composite Ply HT, BURmastic Composite Ply Premium	Tremco Twin-Loc Nail Assembled Fastener (min. 1.8-inch embed)	6-inch o.c. at 4-inch laps and 12-inch o.c. at four (4), equally spaced center rows	(Optional) BP-CA5 or SBS-CA5	(Optional) Min. 1.5-inch Trisotech G, Trisotech CGF or Trisotech	LRFIA or LRFIA(BG), 6-inch o.c.	Min. 0.5-inch DensDeck Prime or SECUROCK Gypsum-Fiber Roof Board	LRFIA or LRFIA(BG), 6-inch o.c.	BP-CA5 or SBS-CA5	(Optional) BP-CA5 or SBS-CA5	BP-CA5 or SBS-CA5	-75.0
HOT-ASPHALT-APPLIED BASE PLY:													

**TABLE 5B: CEMENTITIOUS WOOD FIBER DECKS – NEW CONSTRUCTION, REROOF (TEAR-OFF) OR RECOVER
SYSTEM TYPE B-3: MECHANICALLY ATTACHED ANCHOR SHEET, BONDED INSULATION, BONDED ROOF COVER**

System No.	Deck (Note 1)	Anchor Sheet			Vapor Barrier (Note 15)	Base Insulation		Top Insulation		Roof Cover (Note 15)			MDP (psf)
		Type	Fasten (Note 11)	Attach		Type	Attach (Notes 6,7,8)	Type	Attach (Notes 6,7,8)	Base Ply	Ply	Cap Ply	
CFW-13.	Min. 2-inch Tectum I Plank; 4 ft span, Trufast PF-3750 #12 Purlin Fastener with Trufast MP-2000 2" Metal Seam Plate; 3 parts per bearing.	BURmastic Composite Ply HT, BURmastic Composite Ply Premium	Tremco Twin-Loc Nail Assembled Fastener (min. 1.8-inch embed)	6-inch o.c. at 4-inch laps and 12-inch o.c. at four (4), equally spaced center rows	None	(Optional) Min. 1.5-inch Trisotech G, Trisotech CGF or Trisotech	LRFIA or LRFIA(BG), 6-inch o.c.	Min. 0.5-inch DensDeck Prime or SECUROCK Gypsum-Fiber Roof Board	LRFIA or LRFIA(BG), 6-inch o.c.	BP-AA, SBS-AA	(Optional) BP-AA or SBS-AA	BP-CA1, BP-AA, SBS-CA1 or SBS-AA	-75.0
CFW-14.	Min. 2-inch Tectum I Plank; 4 ft span, Trufast PF-3750 #12 Purlin Fastener with Trufast MP-2000 2" Metal Seam Plate; 3 parts per bearing.	BURmastic Composite Ply HT or BURmastic Composite Ply Premium	Tremco Twin Loc-Nails (min. 1.8-inch embed)	6-inch o.c. at 4-inch laps and 12-inch o.c. at four (4), equally spaced center rows	(Optional) BP-AA, SBS-AA or SBS-TA (smooth)	Min. 1.5-inch Trisotech G, Trisotech, ISO 95+ GL or Multi-Max FA3	Hot asphalt	Min. 0.125-inch TremBoard AC or min. 0.25-inch DensDeck, DensDeck Prime, DEXcell FA Glass Mat Roof Board or SECUROCK Gypsum-Fiber Roof Board	Hot asphalt	BP-AA, SBS-AA	(Optional) One or more BP-CA1 or SBS-CA1	BP-CA1, SBS-CA1	-60.0
CFW-15.	Min. 2-inch Tectum I Plank; 4 ft span, Trufast PF-3750 #12 Purlin Fastener with Trufast MP-2000 2" Metal Seam Plate; 3 parts per bearing.	BURmastic Composite Ply HT or BURmastic Composite Ply Premium	Tremco Twin Loc-Nails (min. 1.8-inch embed)	6-inch o.c. at 4-inch laps and 12-inch o.c. at four (4), equally spaced center rows	(Optional) BP-AA, SBS-AA or SBS-TA (smooth)	Min. 1.5-inch Trisotech G, Trisotech, ISO 95+ GL or Multi-Max FA3	Hot asphalt	Min. 0.125-inch TremBoard AC or min. 0.25-inch DensDeck, DensDeck Prime, DEXcell FA Glass Mat Roof Board or SECUROCK Gypsum-Fiber Roof Board	Hot asphalt	BP-AA, SBS-AA	(Optional) BP-AA or SBS-AA	BP-AA or SBS-AA	-75.0
CFW-16.	Min. 2-inch Tectum I Plank; 4 ft span, Trufast PF-3750 #12 Purlin Fastener with Trufast MP-2000 2" Metal Seam Plate; 3 parts per bearing.	BURmastic Composite Ply HT or BURmastic Composite Ply Premium	Tremco Twin Loc-Nails (min. 1.8-inch embed)	6-inch o.c. at 4-inch laps and 12-inch o.c. at four (4), equally spaced center rows	(Optional) BP-AA, SBS-AA or SBS-TA (smooth)	Min. 1.5-inch Trisotech G, Trisotech, ISO 95+ GL or Multi-Max FA3	Hot asphalt	Min. 0.125-inch TremBoard AC or min. 0.25-inch DensDeck, DensDeck Prime, DEXcell FA Glass Mat Roof Board or SECUROCK Gypsum-Fiber Roof Board	Hot asphalt	SBS-AA	(Optional) One or more SBS-AA, SBS-TA	SBS-TA	-75.0
SEBS-APPLIED BASE PLY:													
CFW-17.	Min. 2-inch Tectum I Plank; 4 ft span, Trufast PF-3750 #12 Purlin Fastener with Trufast MP-2000 2" Metal Seam Plate; 3 parts per bearing.	BURmastic Composite Ply HT, BURmastic Composite Ply Premium	Tremco Twin-Loc Nail Assembled Fastener (min. 1.8-inch embed)	6-inch o.c. at 4-inch laps and 12-inch o.c. at four (4), equally spaced center rows	None	(Optional) Min. 1.5-inch Trisotech G, Trisotech CGF or Trisotech	LRFIA or LRFIA(BG), 6-inch o.c.	Min. 0.5-inch DensDeck Prime or SECUROCK Gypsum-Fiber Roof Board	LRFIA or LRFIA(BG), 6-inch o.c.	BP-SEBS, SBS-SEBS	(Optional) BP-SEBS, SBS-SEBS	SBS-SEBS	-75.0

**TABLE 5B: CEMENTITIOUS WOOD FIBER DECKS – NEW CONSTRUCTION, REROOF (TEAR-OFF) OR RECOVER
SYSTEM TYPE B-3: MECHANICALLY ATTACHED ANCHOR SHEET, BONDED INSULATION, BONDED ROOF COVER**

System No.	Deck (Note 1)	Anchor Sheet			Vapor Barrier (Note 15)	Base Insulation		Top Insulation		Roof Cover (Note 15)			MDP (psf)
		Type	Fasten (Note 11)	Attach		Type	Attach (Notes 6,7,8)	Type	Attach (Notes 6,7,8)	Base Ply	Ply	Cap Ply	
CFW-18.	Min. 2-inch Tectum I Plank; 4 ft span, Trufast PF-3750 #12 Purlin Fastener with Trufast MP-2000 2" Metal Seam Plate; 3 parts per bearing.	BURmastic Composite Ply HT or BURmastic Composite Ply Premium	Tremco Twin Loc-Nails (min. 1.8-inch embed)	6-inch o.c. at 4-inch laps and 12-inch o.c. at four (4), equally spaced center rows	(Optional) BP-AA, SBS-AA or SBS-TA (smooth)	Min. 1.5-inch Trisotech G, Trisotech, ISO 95+ GL or Multi-Max FA3	Hot asphalt	Min. 0.125-inch TremBoard AC or min. 0.25-inch DensDeck, DensDeck Prime, DEXcell FA Glass Mat Roof Board or SECUROCK Gypsum-Fiber Roof Board	Hot asphalt	BP-SEBS, SBS-SEBS	(Optional) BP-SEBS, SBS-SEBS	SBS-SEBS	-75.0
TORCH-APPLIED BASE PLY:													
CFW-19.	Min. 2-inch Tectum I Plank; 4 ft span, Trufast PF-3750 #12 Purlin Fastener with Trufast MP-2000 2" Metal Seam Plate; 3 parts per bearing.	BURmastic Composite Ply HT, BURmastic Composite Ply Premium	Tremco Twin-Loc Nail Assembled Fastener (min. 1.8-inch embed)	6-inch o.c. at 4-inch laps and 12-inch o.c. at four (4), equally spaced center rows	(Optional) BP-CA5 or SBS-CA5	(Optional) Min. 1.5-inch Trisotech G, Trisotech CGF or Trisotech	LRFIA or LRFIA(BG), 6-inch o.c.	Min. 0.5-inch DensDeck Prime or SECUROCK Gypsum-Fiber Roof Board	LRFIA or LRFIA(BG), 6-inch o.c.	APP-TA, SBS-TA	(Optional) APP-TA, SBS-TA	APP-TA, SBS-TA	-75.0
CFW-20.	Min. 2-inch Tectum I Plank; 4 ft span, Trufast PF-3750 #12 Purlin Fastener with Trufast MP-2000 2" Metal Seam Plate; 3 parts per bearing.	BURmastic Composite Ply HT or BURmastic Composite Ply Premium	Tremco Twin Loc-Nails (min. 1.8-inch embed)	6-inch o.c. at 4-inch laps and 12-inch o.c. at four (4), equally spaced center rows	(Optional) BP-AA, SBS-AA or SBS-TA (smooth)	Min. 1.5-inch Trisotech G, Trisotech, ISO 95+ GL or Multi-Max FA3	Hot asphalt	Min. 0.25-inch DensDeck Prime, DEXcell FA Glass Mat Roof Board or SECUROCK Gypsum-Fiber Roof Board	Hot asphalt	APP-TA, SBS-TA	(Optional) APP-TA, SBS-TA	APP-TA, SBS-TA	-75.0

TABLE 6A: EXISTING GYPSUM DECKS – REROOF (TEAR-OFF)
SYSTEM TYPE A-1: BONDED INSULATION, BONDED ROOF COVER

System No.	Deck (Note 1 , Note 12)	Base Insulation Layer		Top Insulation Layer		Roof Cover (Note 15)			MDP (psf)*
		Type	Attach (Notes 6,7,8)	Type	Attach (Notes 6,7,8)	Base Ply	Ply	Cap Ply	
BURMASTIC ADHESIVE OR POWERPLY STANDARD COLD ADHESIVE APPLIED BASE PLY:									
G-1.	Existing gypsum deck	Min. 0.5-inch Trisotech G, Trisotech CGF, Trisotech, RESISTA	LRFIA or LRFIA(BG)	Min. 0.25-inch DensDeck Prime or SECUROCK Gypsum-Fiber Roof Board or min. 0.5-inch SECUROCK Cement Roof Board or Structodek HD with Primed Red Coating or min. 7/16-inch DEXcell Cement Roof Board	LRFIA or LRFIA(BG)	BP-CA1 or SBS-CA1	(Optional) One or more BP-CA1 or SBS-CA1	BP-CA1 or SBS-CA1	-60.0
BURMASTIC ADHESIVE MC APPLIED BASE PLY:									
G-2.	Existing gypsum deck	Min. 0.5-inch Trisotech G, Trisotech CGF, Trisotech, RESISTA	LRFIA or LRFIA(BG)	Min. 0.5-inch Structodek HD with Primed Red Coating	LRFIA or LRFIA(BG)	BP-CA6 or SBS-CA6	(Optional) One BP-CA1 or SBS-CA1 or one or more BP-CA6 or SBS-CA6	BP-CA1, BP-CA6, SBS-CA1 or SBS-CA6	-165.0
G-3.	Existing gypsum deck	Min. 0.5-inch Trisotech G, Trisotech CGF, Trisotech, RESISTA	LRFIA or LRFIA(BG)	Min. 0.25-inch DensDeck Prime or SECUROCK Gypsum-Fiber Roof Board	LRFIA or LRFIA(BG)	BP-CA6 or SBS-CA6	(Optional) One or more BP-CA6 or SBS-CA6	BP-CA6 or SBS-CA6	-202.5
POWERPLY ENDURE BIO ADHESIVE TF APPLIED BASE PLY:									
G-4.	Existing gypsum deck	Min. 0.5-inch Trisotech G, Trisotech CGF, Trisotech, RESISTA	LRFIA or LRFIA(BG)	Min. 0.25-inch SECUROCK Gypsum-Fiber Roof Board	LRFIA or LRFIA(BG)	BP-CA5 or SBS-CA5	(Optional) One or more BP-CA5 or SBS-CA5	BP-CA5 or SBS-CA5	-157.5
G-5.	Existing gypsum deck	Min. 0.5-inch Trisotech G, Trisotech CGF, Trisotech, RESISTA	LRFIA or LRFIA(BG)	Min. 0.5-inch Structodek HD with Primed Red Coating	LRFIA or LRFIA(BG)	BP-CA5 or SBS-CA5	(Optional) One or more BP-CA5 or SBS-CA5	BP-CA5 or SBS-CA5	-165.0
G-6.	Existing gypsum deck	Min. 0.5-inch Trisotech G, Trisotech CGF, Trisotech, RESISTA	LRFIA or LRFIA(BG)	Min. 0.25-inch DensDeck Prime	LRFIA or LRFIA(BG)	BP-CA5 or SBS-CA5	(Optional) One or more BP-CA5 or SBS-CA5	BP-CA5 or SBS-CA5	-202.5
HOT-ASPHALT-APPLIED BASE PLY:*									
G-7.	Existing gypsum deck	Min. 0.5-inch Trisotech G, Trisotech CGF, Trisotech, RESISTA	LRFIA or LRFIA(BG)	Min. 0.5-inch Structodek HD with Primed Red Coating	LRFIA or LRFIA(BG)	BP-AA, SBS-AA	(Optional) One BP-CA1 or SBS-CA1 or one or more BP-AA, SBS-AA or APP-TA	BP-CA1, SBS-CA1, BP-AA or SBS-AA	-165.0
G-8.	Existing gypsum deck	Min. 0.5-inch Trisotech G, Trisotech CGF, Trisotech, RESISTA	LRFIA or LRFIA(BG)	Min. 0.25-inch SECUROCK Gypsum-Fiber Roof Board or min. 0.5-inch SECUROCK Cement Roof Board or min. 7/16-inch DEXcell Cement Roof Board	LRFIA or LRFIA(BG)	BP-AA, SBS-AA	(Optional) One BP-CA1 or SBS-CA1 or one or more BP-AA, SBS-AA or APP-TA	BP-CA1, SBS-CA1, BP-AA, SBS-AA or APP-TA	-180.0
G-9.	Existing gypsum deck	Min. 0.5-inch Trisotech G, Trisotech CGF, Trisotech, RESISTA	LRFIA or LRFIA(BG)	Min. 0.5-inch Structodek HD with Primed Red Coating	LRFIA or LRFIA(BG)	SBS-AA	(Optional) One or more SBS-AA, SBS-TA	SBS-TA	-165.0

TABLE 6A: EXISTING GYPSUM DECKS – REROOF (TEAR-OFF)
SYSTEM TYPE A-1: BONDED INSULATION, BONDED ROOF COVER

System No.	Deck (Note 1 , Note 12)	Base Insulation Layer		Top Insulation Layer		Roof Cover (Note 15)			MDP (psf)*
		Type	Attach (Notes 6,7,8)	Type	Attach (Notes 6,7,8)	Base Ply	Ply	Cap Ply	
G-10.	Existing gypsum deck	Min. 0.5-inch Trisotech G, Trisotech CGF, Trisotech, RESISTA	LRFIA or LRFIA(BG)	Min. 0.25-inch SECUROCK Gypsum-Fiber Roof Board or min. 0.5-inch SECUROCK Cement Roof Board or min. 7/16-inch DEXcell Cement Roof Board	LRFIA or LRFIA(BG)	SBS-AA	(Optional) One or more SBS-AA, SBS-TA	SBS-TA	-180.0
SEBS-APPLIED BASE PLY:									
G-11.	Existing gypsum deck	Min. 0.5-inch Trisotech G, Trisotech CGF, Trisotech, RESISTA	LRFIA or LRFIA(BG)	Min. 0.5-inch Structodek HD with Primed Red Coating	LRFIA or LRFIA(BG)	BP-SEBS, SBS-SEBS	(Optional) BP-SEBS, SBS-SEBS	SBS-SEBS	-165.0
G-12.	Existing gypsum deck	Min. 0.5-inch Trisotech G, Trisotech CGF, Trisotech, RESISTA	LRFIA or LRFIA(BG)	Min. 0.25-inch DensDeck Prime or SECUROCK Gypsum-Fiber Roof Board or 0.5-inch SECUROCK Cement Roof Board or min. 7/16-inch DEXcell Cement Roof Board	LRFIA or LRFIA(BG)	BP-SEBS, SBS-SEBS	(Optional) BP-SEBS, SBS-SEBS	SBS-SEBS	-202.5
TORCH-APPLIED BASE PLY:									
G-13.	Existing gypsum deck	Min. 0.5-inch Trisotech G, Trisotech CGF, Trisotech, RESISTA	LRFIA or LRFIA(BG)	Min. 0.25-inch SECUROCK Gypsum-Fiber Roof Board	LRFIA or LRFIA(BG)	APP-TA, SBS-TA	(Optional) APP-TA, SBS-TA	APP-TA, SBS-TA	-180.0
G-14.	Existing gypsum deck	Min. 0.5-inch Trisotech G, Trisotech CGF, Trisotech, RESISTA	LRFIA or LRFIA(BG)	Min. 0.5-inch SECUROCK Cement Roof Board or min. 7/16-inch DEXcell Cement Roof Board	LRFIA or LRFIA(BG)	APP-TA, SBS-TA	(Optional) APP-TA, SBS-TA	APP-TA, SBS-TA	-202.5

TABLE 6B: EXISTING GYPSUM DECKS – REROOF (TEAR-OFF)
SYSTEM TYPE A-1A: BONDED TEMPORARY ROOF, BONDED INSULATION, BONDED ROOF COVER

System No.	Deck (Note 1 , Note 12)	Vapor Barrier (Note 15)	Base Insulation		Top Insulation		Roof Cover (Note 15)			MDP (psf)*
			Type	Attach (Notes 6,7,8)	Type	Attach (Notes 6,7,8)	Base Ply	Ply	Cap Ply	
BURMASTIC ADHESIVE OR POWERPLY STANDARD COLD ADHESIVE APPLIED BASE PLY:										
G-15.	Existing gypsum deck	BP-CA6	Min. 0.5-inch Trisotech G, Trisotech CGF, Trisotech, RESISTA	LRFIA or LRFIA(BG)	Min. 0.25-inch DensDeck Prime or SECUROCK Gypsum-Fiber Roof Board or min. 0.5-inch SECUROCK Cement Roof Board or Structodek HD with Primed Red Coating or min. 7/16-inch DEXcell Cement Roof Board	LRFIA or LRFIA(BG)	BP-CA1 or SBS-CA1	(Optional) One or more BP-CA1 or SBS-CA1	BP-CA1 or SBS-CA1	-60.0
BURMASTIC ADHESIVE MC APPLIED BASE PLY:										
G-16.	Existing gypsum deck	BP-CA6	Min. 0.5-inch Trisotech G, Trisotech CGF, Trisotech, RESISTA	LRFIA or LRFIA(BG)	Min. 0.5-inch Structodek HD with Primed Red Coating	LRFIA or LRFIA(BG)	BP-CA6 or SBS-CA6	(Optional) One BP-CA1 or SBS-CA1 or one or more BP-CA6 or SBS-CA6	BP-CA1, BP-CA6, SBS-CA1 or SBS-CA6	-165.0

TABLE 6B: EXISTING GYPSUM DECKS – REROOF (TEAR-OFF)
SYSTEM TYPE A-1A: BONDED TEMPORARY ROOF, BONDED INSULATION, BONDED ROOF COVER

System No.	Deck (Note 1 , Note 12)	Vapor Barrier (Note 15)	Base Insulation		Top Insulation		Roof Cover (Note 15)			MDP (psf)*
			Type	Attach (Notes 6,7,8)	Type	Attach (Notes 6,7,8)	Base Ply	Ply	Cap Ply	
G-17.	Existing gypsum deck	BP-CA6	Min. 0.5-inch Trisotech G, Trisotech CGF, Trisotech, RESISTA	LRFIA or LRFIA(BG)	Min. 0.25-inch DensDeck Prime or SECUROCK Gypsum-Fiber Roof Board	LRFIA or LRFIA(BG)	BP-CA6 or SBS-CA6	(Optional) One or more BP-CA6 or SBS-CA6	BP-CA6 or SBS-CA6	-182.5
POWERPLY ENDURE BIO ADHESIVE TF APPLIED BASE PLY:										
G-18.	Existing gypsum deck	BP-CA5 or SBS-CA5 (smooth)	Min. 0.5-inch Trisotech G, Trisotech CGF, Trisotech, RESISTA	LRFIA or LRFIA(BG)	Min. 0.5-inch Structodek HD with Primed Red Coating	LRFIA or LRFIA(BG)	BP-CA5 or SBS-CA5	(Optional) One or more BP-CA5 or SBS-CA5	BP-CA5 or SBS-CA5	-165.0
G-19.	Existing gypsum deck	BP-CA5 or SBS-CA5 (smooth)	Min. 1-inch Trisotech G, Trisotech CGF, Trisotech, EnergyGuard Polyiso Insulation, H-Shield, ISO 95+ GL, Multi-Max FA-3, RESISTA, UltraMax or Styrofoam Brand Roofmate, Highload 60 or Plazamate	LRFIA or LRFIA(BG)	Min. 0.625-inch SECUROCK Gypsum-Fiber Roof Board	LRFIA or LRFIA(BG)	BP-CA5 or SBS-CA5	(Optional) One or more BP-CA5 or SBS-CA5	BP-CA5 or SBS-CA5	-195.0
G-20.	Existing gypsum deck	BP-CA5 or SBS-CA5 (smooth)	Min. 0.5-inch Trisotech G, Trisotech CGF, Trisotech, RESISTA	LRFIA or LRFIA(BG)	Min. 0.25-inch DensDeck Prime	LRFIA or LRFIA(BG)	BP-CA5 or SBS-CA5	(Optional) One or more BP-CA5 or SBS-CA5	BP-CA5 or SBS-CA5	-262.5
HOT-ASPHALT-APPLIED BASE PLY:										
G-21.	Existing gypsum deck	BP-CA6	Min. 0.5-inch Trisotech G, Trisotech CGF, Trisotech, RESISTA	LRFIA or LRFIA(BG)	Min. 0.5-inch Structodek HD with Primed Red Coating	LRFIA or LRFIA(BG)	BP-AA, SBS-AA	(Optional) One BP-CA1 or SBS-CA1 or one or more BP-AA, SBS-AA or APP-TA	BP-CA1, SBS-CA1, BP-AA, SBS-AA or APP-TA	-165.0
G-22.	Existing gypsum deck	BP-CA6	Min. 0.5-inch Trisotech G, Trisotech CGF, Trisotech, RESISTA	LRFIA or LRFIA(BG)	Min. 0.25-inch SECUROCK Gypsum-Fiber Roof Board or min. 0.5-inch SECUROCK Cement Roof Board or min. 7/16-inch DEXcell Cement Roof Board	LRFIA or LRFIA(BG)	BP-AA, SBS-AA	(Optional) One BP-CA1 or SBS-CA1 or one or more BP-AA, SBS-AA or APP-TA	BP-CA1, SBS-CA1, BP-AA, SBS-AA or APP-TA	-180.0
G-23.	Existing gypsum deck	BP-CA6	Min. 0.5-inch Trisotech G, Trisotech CGF, Trisotech, RESISTA	LRFIA or LRFIA(BG)	Min. 0.5-inch Structodek HD with Primed Red Coating	LRFIA or LRFIA(BG)	SBS-AA	(Optional) One or more SBS-AA, SBS-TA	SBS-TA	-165.0
G-24.	Existing gypsum deck	BP-CA6	Min. 0.5-inch Trisotech G, Trisotech CGF, Trisotech, RESISTA	LRFIA or LRFIA(BG)	Min. 0.25-inch SECUROCK Gypsum-Fiber Roof Board or min. 0.5-inch SECUROCK Cement Roof Board or min. 7/16-inch DEXcell Cement Roof Board	LRFIA or LRFIA(BG)	SBS-AA	(Optional) One or more SBS-AA, SBS-TA	SBS-TA	-180.0
SEBS-APPLIED BASE PLY:										
G-25.	Existing gypsum deck	BP-CA6	Min. 0.5-inch Trisotech G, Trisotech CGF, Trisotech, RESISTA	LRFIA or LRFIA(BG)	Min. 0.5-inch Structodek HD with Primed Red Coating	LRFIA or LRFIA(BG)	BP-SEBS, SBS-SEBS	(Optional) BP-SEBS, SBS-SEBS	SBS-SEBS	-165.0

TABLE 6B: EXISTING GYPSUM DECKS – REROOF (TEAR-OFF)
SYSTEM TYPE A-1A: BONDED TEMPORARY ROOF, BONDED INSULATION, BONDED ROOF COVER

System No.	Deck (Note 1 , Note 12)	Vapor Barrier (Note 15)	Base Insulation		Top Insulation		Roof Cover (Note 15)			MDP (psf)*
			Type	Attach (Notes 6,7,8)	Type	Attach (Notes 6,7,8)	Base Ply	Ply	Cap Ply	
G-26.	Existing gypsum deck	BP-CA6	Min. 0.5-inch Trisotech G, Trisotech CGF, Trisotech, RESISTA	LRFIA or LRFIA(BG)	Min. 0.25-inch DensDeck Prime or SECUROCK Gypsum-Fiber Roof Board or 0.5-inch SECUROCK Cement Roof Board or min. 7/16-inch DEXcell Cement Roof Board	LRFIA or LRFIA(BG)	BP-SEBS, SBS-SEBS	(Optional) BP-SEBS, SBS-SEBS	SBS-SEBS	-182.5
TORCH-APPLIED BASE PLY:										
G-27.	Existing gypsum deck	BP-CA6	Min. 0.5-inch Trisotech G, Trisotech CGF, Trisotech, RESISTA	LRFIA or LRFIA(BG)	Min. 0.25-inch SECUROCK Gypsum-Fiber Roof Board	LRFIA or LRFIA(BG)	APP-TA, SBS-TA	(Optional) APP-TA, SBS-TA	APP-TA, SBS-TA	-180.0
G-28.	Existing gypsum deck	BP-CA6	Min. 0.5-inch Trisotech G, Trisotech CGF, Trisotech, RESISTA	LRFIA or LRFIA(BG)	Min. 0.5-inch SECUROCK Cement Roof Board or min. 7/16-inch DEXcell Cement Roof Board	LRFIA or LRFIA(BG)	APP-TA, SBS-TA	(Optional) APP-TA, SBS-TA	APP-TA, SBS-TA	-182.5

TABLE 6C: EXISTING GYPSUM DECKS – REROOF (TEAR-OFF)
SYSTEM TYPE B-3: MECHANICALLY ATTACHED ANCHOR SHEET, BONDED INSULATION, BONDED ROOF COVER

System No.	Deck (Note 1)	Anchor Sheet			Primer or Vapor Barrier (Note 15)	Base Insulation		Top Insulation		Roof Cover (Note 15)			MDP (psf)
		Type	Fasten (Note 11)	Attach		Type	Attach (Notes 6,7,8)	Type	Attach (Notes 6,7,8)	Base Ply	Ply	Cap Ply	
BURMASTIC ADHESIVE OR POWERPLY STANDARD COLD ADHESIVE APPLIED BASE PLY:													
G-29.	Existing gypsum deck	BURmastic Glass Ply, BURmastic Glass Ply – 28 lb, BURmastic Composite Ply HT, BURmastic Composite Ply Premium	Tremco Twin Loc-Nail Assembled Fastener (MCRF > 90 lbf)	9-inch o.c. at 4-inch lap and 18-inch o.c. at two (2), equally spaced, staggered center rows	TREPrime WB primer	Min. 1.5-inch Trisotech G, Trisotech CGF, EnergyGuard Polyiso Insulation, Trisotech, H-Shield, ISO 95+ GL, Multi-Max FA3, RESISTA, UltraMax or Styrofoam Brand Roofmate, Highload 60 or Plazamate	LRFIA or LRFIA(BG)	Min. 0.25-inch DensDeck Prime or SECUROCK Gypsum-Fiber Roof Board or Min. 0.5-inch Structodek HD with Primed Red Coating	LRFIA or LRFIA(BG)	BP-CA1 or SBS-CA1	(Optional) BP-CA1 or SBS-CA1	BP-CA1 or SBS-CA1	-45.0*
BURMASTIC ADHESIVE MC APPLIED BASE PLY:													
G-30.	Existing gypsum deck	BURmastic Glass Ply, BURmastic Glass Ply – 28 lb, BURmastic Composite Ply HT, BURmastic Composite Ply Premium	Tremco Twin Loc-Nail Assembled Fastener (MCRF > 90 lbf)	9-inch o.c. at 4-inch lap and 18-inch o.c. at two (2), equally spaced, staggered center rows	TREPrime WB primer	Min. 1.5-inch Trisotech G, Trisotech CGF, EnergyGuard Polyiso Insulation, Trisotech, H-Shield, ISO 95+ GL, Multi-Max FA3, RESISTA, UltraMax or Styrofoam Brand Roofmate, Highload 60 or Plazamate	LRFIA or LRFIA(BG)	Min. 0.25-inch DensDeck Prime or SECUROCK Gypsum-Fiber Roof Board or Min. 0.5-inch Structodek HD with Primed Red Coating	LRFIA or LRFIA(BG)	BP-CA6 or SBS-CA6	(Optional) BP-CA1, BP-CA6, SBS-CA1 or SBS-CA6	BP-CA1, BP-CA6, SBS-CA1 or SBS-CA6	-45.0*

TABLE 6C: EXISTING GYPSUM DECKS – REROOF (TEAR-OFF)
SYSTEM TYPE B-3: MECHANICALLY ATTACHED ANCHOR SHEET, BONDED INSULATION, BONDED ROOF COVER

System No.	Deck (Note 1)	Anchor Sheet			Primer or Vapor Barrier (Note 15)	Base Insulation		Top Insulation		Roof Cover (Note 15)			MDP (psf)
		Type	Fasten (Note 11)	Attach		Type	Attach (Notes 6,7,8)	Type	Attach (Notes 6,7,8)	Base Ply	Ply	Cap Ply	
G-31.	Existing gypsum deck	BURmastic Composite Ply HT, BURmastic Composite Ply Premium	Tremco Twin-Loc Nail Assembled Fastener (MCRF > 67 lbf)	6-inch o.c. at 4-inch laps and 12-inch o.c. at four (4), equally spaced center rows	None	(Optional) Min. 1.5-inch Trisotech G, Trisotech CGF or Trisotech	LRFIA or LRFIA(BG), 6-inch o.c.	Min. 0.5-inch DensDeck Prime or SECUROCK Gypsum-Fiber Roof Board	LRFIA or LRFIA(BG), 6-inch o.c.	BP-CA6 or SBS-CA6	(Optional) BP-CA6 or SBS-CA6	BP-CA6 or SBS-CA6	-75.0
POWERPLY ENDURE BIO ADHESIVE TF APPLIED BASE PLY:													
G-32.	Existing gypsum deck	BURmastic Glass Ply, BURmastic Glass Ply – 28 lb, BURmastic Composite Ply HT, BURmastic Composite Ply Premium	Tremco Twin Loc-Nail Assembled Fastener (MCRF > 90 lbf)	9-inch o.c. at 4-inch lap and 18-inch o.c. at two (2), equally spaced, staggered center rows	TREPrime WB primer	Min. 1.5-inch Trisotech G, Trisotech CGF, EnergyGuard Polyiso Insulation, Trisotech, H-Shield, ISO 95+ GL, Multi-Max FA3, RESISTA, UltraMax or Styrofoam Brand Roofmate, Highload 60 or Plazamate	LRFIA or LRFIA(BG)	Min. 0.25-inch DensDeck Prime or SECUROCK Gypsum-Fiber Roof Board or Min. 0.5-inch Structodek HD with Primed Red Coating	LRFIA or LRFIA(BG)	BP-CA5 or SBS-CA5	(Optional) BP-CA5 or SBS-CA5	BP-CA5 or SBS-CA5	-45.0*
G-33.	Existing gypsum deck	BURmastic Composite Ply HT, BURmastic Composite Ply Premium	Tremco Twin Loc-Nail Assembled Fastener (MCRF > 90 lbf)	9-inch o.c. at 4-inch lap and 18-inch o.c. at two (2), equally spaced, staggered center rows	BP-CA5 or SBS-CA5	Min. 1.5-inch Trisotech G, Trisotech CGF, EnergyGuard Polyiso Insulation, Trisotech, H-Shield, ISO 95+ GL, Multi-Max FA3, RESISTA, UltraMax or Styrofoam Brand Roofmate, Highload 60 or Plazamate	LRFIA or LRFIA(BG)	Min. 0.25-inch DensDeck Prime or SECUROCK Gypsum-Fiber Roof Board or Min. 0.5-inch Structodek HD with Primed Red Coating	LRFIA or LRFIA(BG)	BP-CA5 or SBS-CA5	(Optional) BP-CA5 or SBS-CA5	BP-CA5 or SBS-CA5	-45.0*
G-34.	Existing gypsum deck	BURmastic Composite Ply HT, BURmastic Composite Ply Premium	Tremco Twin-Loc Nail Assembled Fastener (MCRF > 67 lbf)	6-inch o.c. at 4-inch laps and 12-inch o.c. at four (4), equally spaced center rows	(Optional) BP-CA5 or SBS-CA5	(Optional) Min. 1.5-inch Trisotech G, Trisotech CGF or Trisotech	LRFIA or LRFIA(BG), 6-inch o.c.	Min. 0.5-inch DensDeck Prime or SECUROCK Gypsum-Fiber Roof Board	LRFIA or LRFIA(BG), 6-inch o.c.	BP-CA5 or SBS-CA5	(Optional) BP-CA5 or SBS-CA5	BP-CA5 or SBS-CA5	-75.0
HOT-ASPALT-APPLIED BASE PLY:													
G-35.	Existing gypsum deck	BURmastic Glass Ply, BURmastic Glass Ply – 28 lb, BURmastic Composite Ply HT, BURmastic Composite Ply Premium	Tremco Twin Loc-Nail Assembled Fastener (MCRF > 90 lbf)	9-inch o.c. at 4-inch lap and 18-inch o.c. at two (2), equally spaced, staggered center rows	TREPrime WB primer	Min. 1.5-inch Trisotech G, Trisotech CGF, EnergyGuard Polyiso Insulation, Trisotech, H-Shield, ISO 95+ GL, Multi-Max FA3, RESISTA, UltraMax or Styrofoam Brand Roofmate, Highload 60 or Plazamate	LRFIA or LRFIA(BG)	Min. 0.25-inch DensDeck Prime or SECUROCK Gypsum-Fiber Roof Board or Min. 0.5-inch Structodek HD with Primed Red Coating	LRFIA or LRFIA(BG)	BP-AA, SBS-AA	(Optional) BP-CA1, BP-AA, SBS-CA1, SBS-AA or APP-TA	BP-CA1, BP-AA, SBS-CA1, SBS-AA or APP-TA	-45.0*
G-36.	Existing gypsum deck	BURmastic Composite Ply HT, BURmastic Composite Ply Premium	Tremco Twin-Loc Nail Assembled Fastener (MCRF > 67 lbf)	6-inch o.c. at 4-inch laps and 12-inch o.c. at four (4), equally spaced center rows	None	(Optional) Min. 1.5-inch Trisotech G, Trisotech CGF or Trisotech	LRFIA or LRFIA(BG), 6-inch o.c.	Min. 0.5-inch DensDeck Prime or SECUROCK Gypsum-Fiber Roof Board	LRFIA or LRFIA(BG), 6-inch o.c.	BP-AA, SBS-AA	(Optional) BP-AA or SBS-AA	BP-CA1, BP-AA, SBS-CA1 or SBS-AA	-75.0

TABLE 6C: EXISTING GYPSUM DECKS – REROOF (TEAR-OFF)
SYSTEM TYPE B-3: MECHANICALLY ATTACHED ANCHOR SHEET, BONDED INSULATION, BONDED ROOF COVER

System No.	Deck (Note 1)	Anchor Sheet			Primer or Vapor Barrier (Note 15)	Base Insulation		Top Insulation		Roof Cover (Note 15)			MDP (psf)
		Type	Fasten (Note 11)	Attach		Type	Attach (Notes 6,7,8)	Type	Attach (Notes 6,7,8)	Base Ply	Ply	Cap Ply	
G-37.	Existing gypsum deck	BURmastic Glass Ply, BURmastic Glass Ply – 28 lb, BURmastic Composite Ply HT or BURmastic Composite Ply Premium	Twin Loc-Nail Assembled Fastener (MCRF > 90 lbf)	9-inch o.c. at 4-inch lap and 18-inch o.c. at two (2), equally spaced, staggered center rows	(Optional) BP-AA, SBS-AA or SBS-TA (smooth)	Min. 1.5-inch Trisotech G, Trisotech, ISO 95+ GL or Multi-Max FA3	Hot asphalt	Min. 0.125-inch TremBoard AC or min. 0.25-inch DensDeck, DensDeck Prime, DEXcell FA Glass Mat Roof Board or SECUROCK Gypsum-Fiber Roof Board or min. 0.5-inch Structodek HD with Primed Red Coating	Hot asphalt	BP-AA, SBS-AA	(Optional) BP-AA or SBS-AA	BP-AA or SBS-AA	-45.0*
G-38.	Existing gypsum deck	BURmastic Composite Ply HT or BURmastic Composite Ply Premium	Tremco Twin Loc-Nails (MCRF > 67 lbf)	6-inch o.c. at 4-inch laps and 12-inch o.c. at four (4), equally spaced center rows	(Optional) BP-AA, SBS-AA or SBS-TA (smooth)	Min. 1.5-inch Trisotech G, Trisotech, ISO 95+ GL or Multi-Max FA3	Hot asphalt	Min. 0.125-inch TremBoard AC or min. 0.25-inch DensDeck, DensDeck Prime, DEXcell FA Glass Mat Roof Board or SECUROCK Gypsum-Fiber Roof Board	Hot asphalt	BP-AA, SBS-AA	(Optional) BP-AA or SBS-AA	BP-AA or SBS-AA	-75.0
G-39.	Existing gypsum deck	BURmastic Composite Ply HT or BURmastic Composite Ply Premium	Trufast Versa Fastener & Plate; 2 screws per plate installed 180° into the holes of the plate (MCRF > 67 lbf)	6-inch o.c. at 4-inch laps and 12-inch o.c. at four (4), equally spaced center rows	(Optional) BP-AA, SBS-AA or SBS-TA (smooth)	Min. 1.5-inch Trisotech G, Trisotech, ISO 95+ GL or Multi-Max FA3	Hot asphalt	Min. 0.125-inch TremBoard AC or min. 0.25-inch DensDeck, DensDeck Prime, DEXcell FA Glass Mat Roof Board or SECUROCK Gypsum-Fiber Roof Board	Hot asphalt	BP-AA, SBS-AA	(Optional) BP-AA or SBS-AA	BP-AA or SBS-AA	-75.0
G-40.	Existing gypsum deck	BURmastic Glass Ply, BURmastic Glass Ply – 28 lb, BURmastic Composite Ply HT, BURmastic Composite Ply Premium	Tremco Twin Loc-Nail Assembled Fastener (MCRF > 90 lbf)	9-inch o.c. at 4-inch lap and 18-inch o.c. at two (2), equally spaced, staggered center rows	TREPrime WB primer	Min. 1.5-inch Trisotech G, Trisotech CGF, EnergyGuard Polyiso Insulation, Trisotech, H-Shield, ISO 95+ GL, Multi-Max FA3, RESISTA, UltraMax or Styrofoam Brand Roofmate, Highload 60 or Plazamate	LRFIA or LRFIA(BG)	Min. 0.25-inch DensDeck Prime or SECUROCK Gypsum-Fiber Roof Board or Min. 0.5-inch Structodek HD with Primed Red Coating	LRFIA or LRFIA(BG)	SBS-AA	(Optional) One or more SBS-AA, SBS-TA	SBS-TA	-45.0*
G-41.	Existing gypsum deck	BURmastic Composite Ply HT, BURmastic Composite Ply Premium	Tremco Twin-Loc Nail Assembled Fastener (MCRF > 67 lbf)	6-inch o.c. at 4-inch laps and 12-inch o.c. at four (4), equally spaced center rows	None	(Optional) Min. 1.5-inch Trisotech G, Trisotech CGF or Trisotech	LRFIA or LRFIA(BG), 6-inch o.c.	Min. 0.5-inch DensDeck Prime or SECUROCK Gypsum-Fiber Roof Board	LRFIA or LRFIA(BG), 6-inch o.c.	SBS-AA	(Optional) One or more SBS-AA, SBS-TA	SBS-TA	-75.0

TABLE 6C: EXISTING GYPSUM DECKS – REROOF (TEAR-OFF)
SYSTEM TYPE B-3: MECHANICALLY ATTACHED ANCHOR SHEET, BONDED INSULATION, BONDED ROOF COVER

System No.	Deck (Note 1)	Anchor Sheet			Primer or Vapor Barrier (Note 15)	Base Insulation		Top Insulation		Roof Cover (Note 15)			MDP (psf)
		Type	Fasten (Note 11)	Attach		Type	Attach (Notes 6,7,8)	Type	Attach (Notes 6,7,8)	Base Ply	Ply	Cap Ply	
G-42.	Existing gypsum deck	BURmastic Glass Ply, BURmastic Glass Ply – 28 lb, BURmastic Composite Ply HT or BURmastic Composite Ply Premium	Twin Loc-Nail Assembled Fastener (MCRF > 90 lbf)	9-inch o.c. at 4-inch lap and 18-inch o.c. at two (2), equally spaced, staggered center rows	(Optional) BP-AA, SBS-AA or SBS-TA (smooth)	Min. 1.5-inch Trisotech G, Trisotech, ISO 95+ GL or Multi-Max FA3	Hot asphalt	Min. 0.125-inch TremBoard AC or min. 0.25-inch DensDeck, DensDeck Prime, DEXcell FA Glass Mat Roof Board or SECUROCK Gypsum-Fiber Roof Board or min. 0.5-inch Structodek HD with Primed Red Coating	Hot asphalt	SBS-AA	(Optional) One or more SBS-AA, SBS-TA	SBS-TA	-45.0*
G-43.	Existing gypsum deck	BURmastic Composite Ply HT or BURmastic Composite Ply Premium	Tremco Twin Loc-Nails (MCRF > 67 lbf)	6-inch o.c. at 4-inch laps and 12-inch o.c. at four (4), equally spaced center rows	(Optional) BP-AA, SBS-AA or SBS-TA (smooth)	Min. 1.5-inch Trisotech G, Trisotech, ISO 95+ GL or Multi-Max FA3	Hot asphalt	Min. 0.125-inch TremBoard AC or min. 0.25-inch DensDeck, DensDeck Prime, DEXcell FA Glass Mat Roof Board or SECUROCK Gypsum-Fiber Roof Board	Hot asphalt	SBS-AA	(Optional) One or more SBS-AA, SBS-TA	SBS-TA	-75.0
G-44.	Existing gypsum deck	BURmastic Composite Ply HT or BURmastic Composite Ply Premium	Trufast Versa Fastener & Plate; 2 screws per plate installed 180° into the holes of the plate (MCRF > 67 lbf)	6-inch o.c. at 4-inch laps and 12-inch o.c. at four (4), equally spaced center rows	(Optional) BP-AA, SBS-AA or SBS-TA (smooth)	Min. 1.5-inch Trisotech G, Trisotech, ISO 95+ GL or Multi-Max FA3	Hot asphalt	Min. 0.125-inch TremBoard AC or min. 0.25-inch DensDeck, DensDeck Prime, DEXcell FA Glass Mat Roof Board or SECUROCK Gypsum-Fiber Roof Board	Hot asphalt	SBS-AA	(Optional) One or more SBS-AA, SBS-TA	SBS-TA	-75.0
SEBS-APPLIED BASE PLY:													
G-45.	Existing gypsum deck	BURmastic Glass Ply, BURmastic Glass Ply – 28 lb, BURmastic Composite Ply HT, BURmastic Composite Ply Premium	Tremco Twin Loc-Nail Assembled Fastener (MCRF > 90 lbf)	9-inch o.c. at 4-inch lap and 18-inch o.c. at two (2), equally spaced, staggered center rows	TREMprime WB primer	Min. 1.5-inch Trisotech G, Trisotech CGF, EnergyGuard Polyiso Insulation, Trisotech, H-Shield, ISO 95+ GL, Multi-Max FA3, RESISTA, UltraMax or Styrofoam Brand Roofmate, Highload 60 or Plazamate	LRFIA or LRFIA(BG)	Min. 0.25-inch DensDeck Prime or SECUROCK Gypsum-Fiber Roof Board or Min. 0.5-inch Structodek HD with Primed Red Coating	LRFIA or LRFIA(BG)	BP-SEBS, SBS-SEBS	(Optional) BP-SEBS, SBS-SEBS	SBS-SEBS	-45.0*

TABLE 6C: EXISTING GYPSUM DECKS – REROOF (TEAR-OFF)
SYSTEM TYPE B-3: MECHANICALLY ATTACHED ANCHOR SHEET, BONDED INSULATION, BONDED ROOF COVER

System No.	Deck (Note 1)	Anchor Sheet			Primer or Vapor Barrier (Note 15)	Base Insulation		Top Insulation		Roof Cover (Note 15)			MDP (psf)
		Type	Fasten (Note 11)	Attach		Type	Attach (Notes 6,7,8)	Type	Attach (Notes 6,7,8)	Base Ply	Ply	Cap Ply	
G-46.	Existing gypsum deck	BURmastic Composite Ply HT, BURmastic Composite Ply Premium	Tremco Twin-Loc Nail Assembled Fastener (MCRF > 67 lbf)	6-inch o.c. at 4-inch laps and 12-inch o.c. at four (4), equally spaced center rows	None	(Optional) Min. 1.5-inch Trisotech G, Trisotech CGF or Trisotech	LRFIA or LRFIA(BG), 6-inch o.c.	Min. 0.5-inch DensDeck Prime or SECUROCK Gypsum-Fiber Roof Board	LRFIA or LRFIA(BG), 6-inch o.c.	BP-SEBS, SBS-SEBS	(Optional) BP-SEBS, SBS-SEBS	SBS-SEBS	-75.0
G-47.	Existing gypsum deck	BURmastic Glass Ply, BURmastic Glass Ply – 28 lb, BURmastic Composite Ply HT or BURmastic Composite Ply Premium	Twin Loc-Nail Assembled Fastener (MCRF > 90 lbf)	9-inch o.c. at 4-inch lap and 18-inch o.c. at two (2), equally spaced, staggered center rows	(Optional) BP-AA, SBS-AA or SBS-TA (smooth)	Min. 1.5-inch Trisotech G, Trisotech, ISO 95+ GL or Multi-Max FA3	Hot asphalt	Min. 0.125-inch TremBoard AC or min. 0.25-inch DensDeck, DensDeck Prime, DEXcell FA Glass Mat Roof Board or SECUROCK Gypsum-Fiber Roof Board or min. 0.5-inch Structodek HD with Primed Red Coating	Hot asphalt	BP-SEBS, SBS-SEBS	(Optional) BP-SEBS, SBS-SEBS	SBS-SEBS	-45.0*
G-48.	Existing gypsum deck	BURmastic Composite Ply HT or BURmastic Composite Ply Premium	Tremco Twin Loc-Nails (MCRF > 67 lbf)	6-inch o.c. at 4-inch laps and 12-inch o.c. at four (4), equally spaced center rows	(Optional) BP-AA, SBS-AA or SBS-TA (smooth)	Min. 1.5-inch Trisotech G, Trisotech, ISO 95+ GL or Multi-Max FA3	Hot asphalt	Min. 0.125-inch TremBoard AC or min. 0.25-inch DensDeck, DensDeck Prime, DEXcell FA Glass Mat Roof Board or SECUROCK Gypsum-Fiber Roof Board	Hot asphalt	BP-SEBS, SBS-SEBS	(Optional) BP-SEBS, SBS-SEBS	SBS-SEBS	-75.0
G-49.	Existing gypsum deck	BURmastic Composite Ply HT or BURmastic Composite Ply Premium	Trufast Versa Fastener & Plate; 2 screws per plate installed 180° into the holes of the plate (MCRF > 67 lbf)	6-inch o.c. at 4-inch laps and 12-inch o.c. at four (4), equally spaced center rows	(Optional) BP-AA, SBS-AA or SBS-TA (smooth)	Min. 1.5-inch Trisotech G, Trisotech, ISO 95+ GL or Multi-Max FA3	Hot asphalt	Min. 0.125-inch TremBoard AC or min. 0.25-inch DensDeck, DensDeck Prime, DEXcell FA Glass Mat Roof Board or SECUROCK Gypsum-Fiber Roof Board	Hot asphalt	BP-SEBS, SBS-SEBS	(Optional) BP-SEBS, SBS-SEBS	SBS-SEBS	-75.0

TORCH-APPLIED BASE PLY:

TABLE 6C: EXISTING GYPSUM DECKS – REROOF (TEAR-OFF)
SYSTEM TYPE B-3: MECHANICALLY ATTACHED ANCHOR SHEET, BONDED INSULATION, BONDED ROOF COVER

System No.	Deck (Note 1)	Anchor Sheet			Primer or Vapor Barrier (Note 15)	Base Insulation		Top Insulation		Roof Cover (Note 15)			MDP (psf)
		Type	Fasten (Note 11)	Attach		Type	Attach (Notes 6,7,8)	Type	Attach (Notes 6,7,8)	Base Ply	Ply	Cap Ply	
G-50.	Existing gypsum deck	BURmastic Glass Ply, BURmastic Glass Ply – 28 lb, BURmastic Composite Ply HT, BURmastic Composite Ply Premium	Tremco Twin Loc-Nail Assembled Fastener (MCRF > 90 lbf)	9-inch o.c. at 4-inch lap and 18-inch o.c. at two (2), equally spaced, staggered center rows	TREPrime WB primer	Min. 1.5-inch Trisotech G, Trisotech CGF, EnergyGuard Polyiso Insulation, Trisotech, H-Shield, ISO 95+ GL, Multi-Max FA3, RESISTA, UltraMax or Styrofoam Brand Roofmate, Highload 60 or Plazamate	LRFIA or LRFIA(BG)	Min. 0.25-inch DensDeck Prime or SECUROCK Gypsum-Fiber Roof Board	LRFIA or LRFIA(BG)	APP-TA, SBS-TA	(Optional) APP-TA, SBS-TA	APP-TA, SBS-TA	-45.0*
G-51.	Existing gypsum deck	BURmastic Composite Ply HT, BURmastic Composite Ply Premium	Tremco Twin-Loc Nail Assembled Fastener (MCRF > 67 lbf)	6-inch o.c. at 4-inch laps and 12-inch o.c. at four (4), equally spaced center rows	(Optional) BP-CA5 or SBS-CA5	(Optional) Min. 1.5-inch Trisotech G, Trisotech CGF or Trisotech	LRFIA or LRFIA(BG), 6-inch o.c.	Min. 0.5-inch DensDeck Prime or SECUROCK Gypsum-Fiber Roof Board	LRFIA or LRFIA(BG), 6-inch o.c.	APP-TA, SBS-TA	(Optional) APP-TA, SBS-TA	APP-TA, SBS-TA	-75.0
G-52.	Existing gypsum deck	BURmastic Glass Ply, BURmastic Glass Ply – 28 lb, BURmastic Composite Ply HT or BURmastic Composite Ply Premium	Twin Loc-Nail Assembled Fastener (MCRF > 90 lbf)	9-inch o.c. at 4-inch lap and 18-inch o.c. at two (2), equally spaced, staggered center rows	(Optional) BP-AA, SBS-AA or SBS-TA (smooth)	Min. 1.5-inch Trisotech G, Trisotech, ISO 95+ GL or Multi-Max FA3	Hot asphalt	Min. 0.25-inch DensDeck Prime, DEXcell FA Glass Mat Roof Board or SECUROCK Gypsum-Fiber Roof Board	Hot asphalt	APP-TA, SBS-TA	(Optional) APP-TA, SBS-TA	APP-TA, SBS-TA	-45.0*
G-53.	Existing gypsum deck	BURmastic Composite Ply HT or BURmastic Composite Ply Premium	Tremco Twin Loc-Nails (MCRF > 67 lbf)	6-inch o.c. at 4-inch laps and 12-inch o.c. at four (4), equally spaced center rows	(Optional) BP-AA, SBS-AA or SBS-TA (smooth)	Min. 1.5-inch Trisotech G, Trisotech, ISO 95+ GL or Multi-Max FA3	Hot asphalt	Min. 0.25-inch DensDeck Prime, DEXcell FA Glass Mat Roof Board or SECUROCK Gypsum-Fiber Roof Board	Hot asphalt	APP-TA, SBS-TA	(Optional) APP-TA, SBS-TA	APP-TA, SBS-TA	-75.0
G-54.	Existing gypsum deck	BURmastic Composite Ply HT or BURmastic Composite Ply Premium	Trufast Versa Fastener & Plate; 2 screws per plate installed 180° into the holes of the plate (MCRF > 67 lbf)	6-inch o.c. at 4-inch laps and 12-inch o.c. at four (4), equally spaced center rows	(Optional) BP-AA, SBS-AA or SBS-TA (smooth)	Min. 1.5-inch Trisotech G, Trisotech, ISO 95+ GL or Multi-Max FA3	Hot asphalt	Min. 0.25-inch DensDeck Prime, DEXcell FA Glass Mat Roof Board or SECUROCK Gypsum-Fiber Roof Board	Hot asphalt	APP-TA, SBS-TA	(Optional) APP-TA, SBS-TA	APP-TA, SBS-TA	-75.0

**TABLE 6D: EXISTING GYPSUM DECKS – REROOF (TEAR-OFF)
SYSTEM TYPE E-2: NON-INSULATED, MECHANICALLY ATTACHED BASE SHEET, BONDED ROOF COVER**

System No.	Deck (Note 1)	Base Sheet			Roof Cover (Note 15)		MDP (psf)
		Type	Fastener (Note 11)	Spacing	Base Ply	Cap Ply	
BURMATIC ADHESIVE OR POWERPLY STANDARD COLD ADHESIVE APPLIED BASE PLY:							
G-55.	Existing gypsum deck	BURmastic Glass Ply, BURmastic Glass Ply – 28 lb, BURmastic Composite Ply HT, BURmastic Composite Ply Premium	Tremco Twin Loc-Nail Assembled Fastener (MCRF > 90 lbf)	9-inch o.c. at 4-inch lap and 18-inch o.c. at two (2), equally spaced, staggered center rows	One or two BP-CA1 or SBS-CA1	BP-CA1 or SBS-CA1	-45.0*
BURMATIC ADHESIVE MC APPLIED BASE PLY:							
G-56.	Existing gypsum deck	BURmastic Glass Ply, BURmastic Glass Ply – 28 lb, BURmastic Composite Ply HT, BURmastic Composite Ply Premium	Tremco Twin Loc-Nail Assembled Fastener (MCRF > 90 lbf)	9-inch o.c. at 4-inch lap and 18-inch o.c. at two (2), equally spaced, staggered center rows	One or two BP-CA6 or SBS-CA6	BP-CA1, BP-CA6, SBS-CA1 or SBS-CA6	-45.0*
G-57.	Existing gypsum deck	BURmastic Glass Ply, BURmastic Glass Ply – 28 lb	Tremco Twin Loc-Nail Assembled Fastener (MCRF > 80 lbf)	9-inch o.c. at 4-inch lap and 9-inch o.c. at two (2), equally spaced, staggered center rows	One or two BP-CA6 or SBS-CA6	BP-CA1, BP-CA6, SBS-CA1 or SBS-CA6	-60.0
G-58.	Existing gypsum deck	BURmastic Composite Ply HT, BURmastic Composite Ply Premium	Tremco Twin Loc-Nail Assembled Fastener (MCRF > 100 lbf)	9-inch o.c. at 4-inch lap and 9-inch o.c. at two (2), equally spaced, staggered center rows	One or two BP-CA6 or SBS-CA6	BP-CA6 or SBS-CA6	-75.0
G-59.	Existing gypsum deck	BURmastic Composite Ply HT, BURmastic Composite Ply Premium	Trufast Versa Fastener (min. 2.25") & Plate; 3 screws per plate*	9-inch o.c. at 4-inch laps and 9-inch o.c. at two (2), equally spaced, staggered center rows	One or more BP-CA6 or SBS-CA6	BP-CA6 or SBS-CA6	-105.0
	Note:	*Field withdrawal resistance testing (Note 11) shall yield minimum 140 lbf.					
POWERPLY ENDURE BIO ADHESIVE TF APPLIED BASE PLY:							
G-60.	Existing gypsum deck	BURmastic Glass Ply, BURmastic Glass Ply – 28 lb, BURmastic Composite Ply HT, BURmastic Composite Ply Premium	Tremco Twin Loc-Nail Assembled Fastener (MCRF > 90 lbf)	9-inch o.c. at 4-inch lap and 18-inch o.c. at two (2), equally spaced, staggered center rows	One or two BP-CA5 or SBS-CA5	BP-CA5 or SBS-CA5	-45.0*
G-61.	Existing gypsum deck	BURmastic Glass Ply, BURmastic Glass Ply – 28 lb	Tremco Twin Loc-Nail Assembled Fastener (MCRF > 80 lbf)	9-inch o.c. at 4-inch lap and 9-inch o.c. at two (2), equally spaced, staggered center rows	One or two BP-CA5 or SBS-CA5	BP-CA5 or SBS-CA5	-60.0
G-62.	Existing gypsum deck	BURmastic Composite Ply HT, BURmastic Composite Ply Premium	Tremco Twin Loc-Nail Assembled Fastener (MCRF > 100 lbf)	9-inch o.c. at 4-inch lap and 9-inch o.c. at two (2), equally spaced, staggered center rows	One or two BP-CA5 or SBS-CA5	BP-CA5 or SBS-CA5	-75.0
G-63.	Existing gypsum deck	BURmastic Composite Ply HT, BURmastic Composite Ply Premium	Trufast Versa Fastener (min. 2.25") & Plate; 3 screws per plate*	9-inch o.c. at 4-inch laps and 9-inch o.c. at two (2), equally spaced, staggered center rows	One or more BP-CA5 or SBS-CA5	BP-CA5 or SBS-CA5	-105.0
	Note:	*Field withdrawal resistance testing (Note 11) shall yield minimum 140 lbf.					
HOT-ASPHALT-APPLIED BASE PLY:							
G-64.	Existing gypsum deck	BURmastic Glass Ply, BURmastic Glass Ply – 28 lb, BURmastic Composite Ply HT, BURmastic Composite Ply Premium	Tremco Twin Loc-Nail Assembled Fastener (MCRF > 90 lbf)	9-inch o.c. at 4-inch lap and 18-inch o.c. at two (2), equally spaced, staggered center rows	BP-AA, SBS-AA	BP-CA1, SBS-CA1, BP-AA, SBS-AA or APP-TA	-45.0*
G-65.	Existing gypsum deck	BURmastic Glass Ply, BURmastic Glass Ply – 28 lb	Tremco Twin Loc-Nail Assembled Fastener (MCRF > 80 lbf)	9-inch o.c. at 4-inch lap and 9-inch o.c. at two (2), equally spaced, staggered center rows	BP-AA, SBS-AA	BP-CA1, SBS-CA1, BP-AA, SBS-AA or APP-TA	-60.0
G-66.	Existing gypsum deck	BURmastic Composite Ply HT, BURmastic Composite Ply Premium	Tremco Twin Loc-Nail Assembled Fastener (MCRF > 100 lbf)	9-inch o.c. at 4-inch lap and 9-inch o.c. at two (2), equally spaced, staggered center rows	BP-AA, SBS-AA	BP-CA1, SBS-CA1, BP-AA, SBS-AA or APP-TA	-75.0
G-67.	Existing gypsum deck	BURmastic Composite Ply HT, BURmastic Composite Ply Premium	Trufast Versa Fastener (min. 2.25") & Plate; 3 screws per plate*	9-inch o.c. at 4-inch laps and 9-inch o.c. at two (2), equally spaced, staggered center rows	BP-AA or SBS-AA	BP-AA or SBS-AA	-105.0
	Note:	*Field withdrawal resistance testing (Note 11) shall yield minimum 140 lbf.					

**TABLE 6D: EXISTING GYPSUM DECKS – REROOF (TEAR-OFF)
SYSTEM TYPE E-2: NON-INSULATED, MECHANICALLY ATTACHED BASE SHEET, BONDED ROOF COVER**

System No.	Deck (Note 1)	Base Sheet			Roof Cover (Note 15)		MDP (psf)
		Type	Fastener (Note 11)	Spacing	Base Ply	Cap Ply	
G-68.	Existing gypsum deck	BURmastic Glass Ply, BURmastic Glass Ply – 28 lb, BURmastic Composite Ply HT, BURmastic Composite Ply Premium	Tremco Twin Loc-Nail Assembled Fastener (MCRF > 90 lbf)	9-inch o.c. at 4-inch lap and 18-inch o.c. at two (2), equally spaced, staggered center rows	SBS-AA	SBS-TA	-45.0*
G-69.	Existing gypsum deck	BURmastic Glass Ply, BURmastic Glass Ply – 28 lb	Tremco Twin Loc-Nail Assembled Fastener (MCRF > 80 lbf)	9-inch o.c. at 4-inch lap and 9-inch o.c. at two (2), equally spaced, staggered center rows	SBS-AA	SBS-TA	-60.0
G-70.	Existing gypsum deck	BURmastic Composite Ply HT, BURmastic Composite Ply Premium	Tremco Twin Loc-Nail Assembled Fastener (MCRF > 100 lbf)	9-inch o.c. at 4-inch lap and 9-inch o.c. at two (2), equally spaced, staggered center rows	SBS-AA	SBS-TA	-75.0
G-71.	Existing gypsum deck	BURmastic Composite Ply HT, BURmastic Composite Ply Premium	Trufast Versa Fastener (min. 2.25") & Plate; 3 screws per plate*	9-inch o.c. at 4-inch laps and 9-inch o.c. at two (2), equally spaced, staggered center rows	SBS-AA	SBS-TA	-105.0
<i>Note:</i> *Field withdrawal resistance testing (Note 11) shall yield minimum 140 lbf.							
SEBS-APPLIED BASE PLY:							
G-72.	Existing gypsum deck	BURmastic Glass Ply, BURmastic Glass Ply – 28 lb, BURmastic Composite Ply HT, BURmastic Composite Ply Premium	Tremco Twin Loc-Nail Assembled Fastener (MCRF > 90 lbf)	9-inch o.c. at 4-inch lap and 18-inch o.c. at two (2), equally spaced, staggered center rows	BP-SEBS, SBS-SEBS	SBS-SEBS	-45.0*
G-73.	Existing gypsum deck	BURmastic Glass Ply, BURmastic Glass Ply – 28 lb	Tremco Twin Loc-Nail Assembled Fastener (MCRF > 80 lbf)	9-inch o.c. at 4-inch lap and 9-inch o.c. at two (2), equally spaced, staggered center rows	BP-SEBS, SBS-SEBS	SBS-SEBS	-60.0
G-74.	Existing gypsum deck	BURmastic Composite Ply HT, BURmastic Composite Ply Premium	Tremco Twin Loc-Nail Assembled Fastener (MCRF > 100 lbf)	9-inch o.c. at 4-inch lap and 9-inch o.c. at two (2), equally spaced, staggered center rows	BP-SEBS, SBS-SEBS	SBS-SEBS	-75.0
G-75.	Existing gypsum deck	BURmastic Composite Ply HT, BURmastic Composite Ply Premium	Trufast Versa Fastener (min. 2.25") & Plate; 3 screws per plate*	9-inch o.c. at 4-inch laps and 9-inch o.c. at two (2), equally spaced, staggered center rows	BP-SEBS, SBS-SEBS	SBS-SEBS	-105.0
<i>Note:</i> *Field withdrawal resistance testing (Note 11) shall yield minimum 140 lbf.							
TORCH-APPLIED BASE PLY:							
G-76.	Existing gypsum deck	BURmastic Glass Ply, BURmastic Glass Ply – 28 lb, BURmastic Composite Ply HT, BURmastic Composite Ply Premium	Tremco Twin Loc-Nail Assembled Fastener (MCRF > 90 lbf)	9-inch o.c. at 4-inch lap and 18-inch o.c. at two (2), equally spaced, staggered center rows	APP-TA, SBS-TA	APP-TA, SBS-TA	-45.0*
G-77.	Existing gypsum deck	BURmastic Glass Ply, BURmastic Glass Ply – 28 lb	Tremco Twin Loc-Nail Assembled Fastener (MCRF > 80 lbf)	9-inch o.c. at 4-inch lap and 9-inch o.c. at two (2), equally spaced, staggered center rows	APP-TA, SBS-TA	APP-TA, SBS-TA	-60.0
G-78.	Existing gypsum deck	BURmastic Composite Ply HT, BURmastic Composite Ply Premium	Tremco Twin Loc-Nail Assembled Fastener (MCRF > 100 lbf)	9-inch o.c. at 4-inch lap and 9-inch o.c. at two (2), equally spaced, staggered center rows	APP-TA, SBS-TA	APP-TA, SBS-TA	-75.0
G-79.	Existing gypsum deck	BURmastic Composite Ply HT, BURmastic Composite Ply Premium	Trufast Versa Fastener (min. 2.25") & Plate; 3 screws per plate*	9-inch o.c. at 4-inch laps and 9-inch o.c. at two (2), equally spaced, staggered center rows	SBS-TA	SBS-TA	-105.0
<i>Note:</i> *Field withdrawal resistance testing (Note 11) shall yield minimum 140 lbf.							

TABLE 7A: RECOVER APPLICATIONS
SYSTEM TYPE A-1: BONDED INSULATION, BONDED ROOF COVER

^A The reported MDP documents the allowable maximum design pressure of the new insulation, coverboard and roof cover when adhered to the substrate, irrespective of the deck type (See [Note 1](#)) or performance of the substrate (See [Note 12](#)). The deck and substrate shall be capable of resisting the project design pressure requirements, not to exceed the noted MDP, to the satisfaction of the Authority Having Jurisdiction.

System No.	Substrate (Note 1 , Note 12)	Base Insulation Layer		Top Insulation Layer		Roof Cover (Note 15)			MDP (psf)* ^A
		Type	Attach (Notes 6,7,8)	Type	Attach (Notes 6,7,8)	Base Ply	Ply	Cap Ply	
BURMASTIC ADHESIVE OR POWERPLY STANDARD COLD ADHESIVE APPLIED BASE PLY:									
R-1.	Existing smooth-surface or granule-surface BUR, SBS modified bitumen or gravel-surfaced BUR, brushed/spudded and vacuumed to remove loose gravel	(Optional) Min. 0.5-inch Trisotech G, Trisotech CGF, Trisotech, RESISTA	LRFIA or LRFIA(BG)	Min. 0.25-inch DensDeck Prime or SECUROCK Gypsum-Fiber Roof Board or min. 0.5-inch SECUROCK Cement Roof Board or Structodek HD with Primed Red Coating or min. 7/16-inch DEXcell Cement Roof Board	LRFIA or LRFIA(BG)	BP-CA1 or SBS-CA1	(Optional) One or more BP-CA1 or SBS-CA1	BP-CA1 or SBS-CA1	-60.0
BURMASTIC ADHESIVE MC APPLIED BASE PLY:									
R-2.	Gravel-surfaced BUR, brushed/spudded and vacuumed to remove loose gravel	(Optional) Min. 0.5-inch Trisotech G, Trisotech CGF, Trisotech, RESISTA	LRFIA	Min. 0.25-inch DensDeck Prime or SECUROCK Gypsum-Fiber Roof Board or Min. 0.5-inch Structodek HD with Primed Red Coating	LRFIA or LRFIA(BG)	BP-CA6 or SBS-CA6	(Optional) One BP-CA1 or SBS-CA1 or one or more BP-CA6 or SBS-CA6	BP-CA1, BP-CA6, SBS-CA1 or SBS-CA6	-142.5
R-3.	Gravel-surfaced BUR, brushed/spudded and vacuumed to remove loose gravel	(Optional) Min. 0.5-inch Trisotech G, Trisotech CGF, Trisotech, RESISTA	LRFIA(BG)	Min. 0.5-inch Structodek HD with Primed Red Coating	LRFIA or LRFIA(BG)	BP-CA6 or SBS-CA6	(Optional) One BP-CA1 or SBS-CA1 or one or more BP-CA6 or SBS-CA6	BP-CA1, BP-CA6, SBS-CA1 or SBS-CA6	-165.0
R-4.	Existing smooth-surface or granule-surface BUR or SBS modified bitumen	(Optional) Min. 0.5-inch Trisotech G, Trisotech CGF, Trisotech, RESISTA	LRFIA or LRFIA(BG)	Min. 0.5-inch Structodek HD with Primed Red Coating	LRFIA or LRFIA(BG)	BP-CA6 or SBS-CA6	(Optional) One BP-CA1 or SBS-CA1 or one or more BP-CA6 or SBS-CA6	BP-CA1, BP-CA6, SBS-CA1 or SBS-CA6	-165.0
R-5.	Gravel-surfaced BUR, brushed/spudded and vacuumed to remove loose gravel	(Optional) Min. 0.5-inch Trisotech G, Trisotech CGF, Trisotech, RESISTA	LRFIA(BG)	Min. 0.25-inch DensDeck Prime or SECUROCK Gypsum-Fiber Roof Board	LRFIA or LRFIA(BG)	BP-CA6 or SBS-CA6	(Optional) One or more BP-CA6 or SBS-CA6	BP-CA6 or SBS-CA6	-187.5
R-6.	Existing smooth-surface or granule-surface BUR or SBS modified bitumen	(Optional) Min. 0.5-inch Trisotech G, Trisotech CGF, Trisotech, RESISTA	LRFIA or LRFIA(BG)	Min. 0.25-inch DensDeck Prime	LRFIA or LRFIA(BG)	BP-CA6 or SBS-CA6	(Optional) One or more BP-CA6 or SBS-CA6	BP-CA6 or SBS-CA6	-262.5
R-7.	Existing smooth-surface or granule-surface BUR or SBS modified bitumen	(Optional) Min. 0.5-inch Trisotech G, Trisotech CGF, Trisotech, RESISTA	LRFIA or LRFIA(BG)	Min. 0.25-inch SECUROCK Gypsum-Fiber Roof Board	LRFIA or LRFIA(BG)	BP-CA6 or SBS-CA6	(Optional) One or more BP-CA6 or SBS-CA6	BP-CA6 or SBS-CA6	-285.0
POWERPLY ENDURE BIO ADHESIVE TF APPLIED BASE PLY:									
R-8.	Gravel-surfaced BUR, brushed/spudded and vacuumed to remove loose gravel	(Optional) Min. 0.5-inch Trisotech G, Trisotech CGF, Trisotech, RESISTA	LRFIA	Min. 0.25-inch Dens Deck Prime, DEXcell FA Glass Mat Roof Board or SECUROCK Gypsum-Fiber Roof Board or Min. 0.5-inch Structodek HD with Primed Red Coating	LRFIA or LRFIA(BG)	BP-CA5, SBS-CA5	(Optional) One or more BP-CA5 or SBS-CA5	BP-CA5 or SBS-CA5	-142.5

TABLE 7A: RECOVER APPLICATIONS
SYSTEM TYPE A-1: BONDED INSULATION, BONDED ROOF COVER

^A The reported MDP documents the allowable maximum design pressure of the new insulation, coverboard and roof cover when adhered to the substrate, irrespective of the deck type (See [Note 1](#)) or performance of the substrate (See [Note 12](#)). The deck and substrate shall be capable of resisting the project design pressure requirements, not to exceed the noted MDP, to the satisfaction of the Authority Having Jurisdiction.

System No.	Substrate (Note 1 , Note 12)	Base Insulation Layer		Top Insulation Layer		Roof Cover (Note 15)			MDP (psf)* ^A
		Type	Attach (Notes 6,7,8)	Type	Attach (Notes 6,7,8)	Base Ply	Ply	Cap Ply	
R-9.	Gravel-surfaced BUR, brushed/spudded and vacuumed to remove loose gravel or smooth-surface or granule-surface BUR or SBS modified bitumen	(Optional) Min. 0.5-inch Trisotech G, Trisotech CGF, Trisotech, RESISTA	LRFIA(BG)	Min. 0.25-inch SECUROCK Gypsum-Fiber Roof Board	LRFIA or LRFIA(BG)	BP-CA5, SBS-CA5	(Optional) One or more BP-CA5 or SBS-CA5	BP-CA5 or SBS-CA5	-157.5
R-10.	Gravel-surfaced BUR, brushed/spudded and vacuumed to remove loose gravel	(Optional) Min. 0.5-inch Trisotech G, Trisotech CGF, Trisotech, RESISTA	LRFIA(BG)	Min. 0.25-inch DEXcell FA Glass Mat Roof Board or min. 0.5-inch Structodek HD with Primed Red Coating	LRFIA or LRFIA(BG)	BP-CA5, SBS-CA5	(Optional) One or more BP-CA5 or SBS-CA5	BP-CA5 or SBS-CA5	-165.0
R-11.	Existing smooth-surface or granule-surface BUR or SBS modified bitumen	(Optional) Min. 0.5-inch Trisotech G, Trisotech CGF, Trisotech, RESISTA	LRFIA or LRFIA(BG)	Min. 0.25-inch DEXcell FA Glass Mat Roof Board or min. 0.5-inch Structodek HD with Primed Red Coating	LRFIA or LRFIA(BG)	BP-CA5, SBS-CA5	(Optional) One or more BP-CA5 or SBS-CA5	BP-CA5 or SBS-CA5	-165.0
R-12.	Gravel-surfaced BUR, brushed/spudded and vacuumed to remove loose gravel	(Optional) Min. 0.5-inch Trisotech G, Trisotech CGF, Trisotech, RESISTA	LRFIA(BG)	Min. 0.25-inch DensDeck Prime	LRFIA or LRFIA(BG)	BP-CA5, SBS-CA5	(Optional) One or more BP-CA5 or SBS-CA5	BP-CA5 or SBS-CA5	-187.5
R-13.	Existing smooth-surface or granule-surface BUR or SBS modified bitumen	(Optional) Min. 0.5-inch Trisotech G, Trisotech CGF, Trisotech, RESISTA	LRFIA or LRFIA(BG)	Min. 0.25-inch DensDeck Prime	LRFIA or LRFIA(BG)	BP-CA5, SBS-CA5	(Optional) One or more BP-CA5 or SBS-CA5	BP-CA5 or SBS-CA5	-262.5
HOT-ASPHALT-APPLIED BASE PLY:									
R-14.	Gravel-surfaced BUR, brushed/spudded and vacuumed to remove loose gravel	(Optional) Min. 0.5-inch Trisotech G, Trisotech CGF, Trisotech, RESISTA	LRFIA	Min. 0.25-inch DensDeck Prime, SECUROCK Gypsum-Fiber Roof Board or min. 0.5-inch SECUROCK Cement Roof Board or Structodek HD with Primed Red Coating or min. 7/16-inch DEXcell Cement Roof Board	LRFIA or LRFIA(BG)	BP-AA, SBS-AA	(Optional) One BP-CA1 or SBS-CA1 or one or more BP-AA, SBS-AA or APP-TA	BP-CA1, SBS-CA1, BP-AA, SBS-AA or APP-TA	-142.5
R-15.	Gravel-surfaced BUR, brushed/spudded and vacuumed to remove loose gravel	(Optional) Min. 0.5-inch Trisotech G, Trisotech CGF, Trisotech, RESISTA	LRFIA(BG)	Min. 0.5-inch Structodek HD with Primed Red Coating	LRFIA or LRFIA(BG)	BP-AA, SBS-AA	(Optional) One BP-CA1 or SBS-CA1 or one or more BP-AA, SBS-AA or APP-TA	BP-CA1, SBS-CA1, BP-AA, SBS-AA or APP-TA	-165.0
R-16.	Existing smooth-surface or granule-surface BUR or SBS modified bitumen	(Optional) Min. 0.5-inch Trisotech G, Trisotech CGF, Trisotech, RESISTA	LRFIA or LRFIA(BG)	Min. 0.5-inch Structodek HD with Primed Red Coating	LRFIA or LRFIA(BG)	BP-AA, SBS-AA	(Optional) One BP-CA1 or SBS-CA1 or one or more BP-AA, SBS-AA or APP-TA	BP-CA1, SBS-CA1, BP-AA, SBS-AA or APP-TA	-165.0

TABLE 7A: RECOVER APPLICATIONS
SYSTEM TYPE A-1: BONDED INSULATION, BONDED ROOF COVER

^A The reported MDP documents the allowable maximum design pressure of the new insulation, coverboard and roof cover when adhered to the substrate, irrespective of the deck type (See [Note 1](#)) or performance of the substrate (See [Note 12](#)). The deck and substrate shall be capable of resisting the project design pressure requirements, not to exceed the noted MDP, to the satisfaction of the Authority Having Jurisdiction.

System No.	Substrate (Note 1 , Note 12)	Base Insulation Layer		Top Insulation Layer		Roof Cover (Note 15)			MDP (psf)* ^A
		Type	Attach (Notes 6,7,8)	Type	Attach (Notes 6,7,8)	Base Ply	Ply	Cap Ply	
R-17.	Gravel-surfaced BUR, brushed/spudded and vacuumed to remove loose gravel	(Optional) Min. 0.5-inch Trisotech G, Trisotech CGF, Trisotech, RESISTA	LRFIA(BG)	Min. 0.25-inch DensDeck Prime, SECUROCK Gypsum-Fiber Roof Board or min. 0.5-inch SECUROCK Cement Roof Board or min. 7/16-inch DEXcell Cement Roof Board	LRFIA or LRFIA(BG)	BP-AA, SBS-AA	(Optional) One BP-CA1 or SBS-CA1 or one or more BP-AA, SBS-AA or APP-TA	BP-CA1, SBS-CA1, BP-AA, SBS-AA or APP-TA	-180.0
R-18.	Existing smooth-surface or granule-surface BUR or SBS modified bitumen	(Optional) Min. 0.5-inch Trisotech G, Trisotech CGF, Trisotech, RESISTA	LRFIA or LRFIA(BG)	Min. 0.25-inch DensDeck Prime, SECUROCK Gypsum-Fiber Roof Board or min. 0.5-inch SECUROCK Cement Roof Board or min. 7/16-inch DEXcell Cement Roof Board	LRFIA or LRFIA(BG)	BP-AA, SBS-AA	(Optional) One BP-CA1 or SBS-CA1 or one or more BP-AA, SBS-AA or APP-TA	BP-CA1, SBS-CA1, BP-AA, SBS-AA or APP-TA	-180.0
R-19.	Gravel-surfaced BUR, brushed/spudded and vacuumed to remove loose gravel	(Optional) Min. 0.5-inch Trisotech G, Trisotech CGF, Trisotech, RESISTA	LRFIA	Min. 0.25-inch DensDeck Prime, SECUROCK Gypsum-Fiber Roof Board or min. 0.5-inch SECUROCK Cement Roof Board or Structodek HD with Primed Red Coating or min. 7/16-inch DEXcell Cement Roof Board	LRFIA or LRFIA(BG)	SBS-AA	(Optional) One or more SBS-AA, SBS-TA	SBS-TA	-142.5
R-20.	Gravel-surfaced BUR, brushed/spudded and vacuumed to remove loose gravel	(Optional) Min. 0.5-inch Trisotech G, Trisotech CGF, Trisotech, RESISTA	LRFIA(BG)	Min. 0.5-inch Structodek HD with Primed Red Coating	LRFIA or LRFIA(BG)	SBS-AA	(Optional) One or more SBS-AA, SBS-TA	SBS-TA	-165.0
R-21.	Existing smooth-surface or granule-surface BUR or SBS modified bitumen	(Optional) Min. 0.5-inch Trisotech G, Trisotech CGF, Trisotech, RESISTA	LRFIA or LRFIA(BG)	Min. 0.5-inch Structodek HD with Primed Red Coating	LRFIA or LRFIA(BG)	SBS-AA	(Optional) One or more SBS-AA, SBS-TA	SBS-TA	-165.0
R-22.	Gravel-surfaced BUR, brushed/spudded and vacuumed to remove loose gravel	(Optional) Min. 0.5-inch Trisotech G, Trisotech CGF, Trisotech, RESISTA	LRFIA(BG)	Min. 0.25-inch DensDeck Prime, SECUROCK Gypsum-Fiber Roof Board or min. 0.5-inch SECUROCK Cement Roof Board or min. 7/16-inch DEXcell Cement Roof Board	LRFIA or LRFIA(BG)	SBS-AA	(Optional) One or more SBS-AA, SBS-TA	SBS-TA	-180.0
R-23.	Existing smooth-surface or granule-surface BUR or SBS modified bitumen	(Optional) Min. 0.5-inch Trisotech G, Trisotech CGF, Trisotech, RESISTA	LRFIA or LRFIA(BG)	Min. 0.25-inch DensDeck Prime, SECUROCK Gypsum-Fiber Roof Board or min. 0.5-inch SECUROCK Cement Roof Board or min. 7/16-inch DEXcell Cement Roof Board	LRFIA or LRFIA(BG)	SBS-AA	(Optional) One or more SBS-AA, SBS-TA	SBS-TA	-180.0
SEBS-APPLIED BASE PLY:									
R-24.	Gravel-surfaced BUR, brushed/spudded and vacuumed to remove loose gravel	(Optional) Min. 0.5-inch Trisotech G, Trisotech CGF, Trisotech, RESISTA	LRFIA	Min. 0.25-inch DensDeck Prime, SECUROCK Gypsum-Fiber Roof Board or min. 0.5-inch SECUROCK Cement Roof Board or Structodek HD with Primed Red Coating or min. 7/16-inch DEXcell Cement Roof Board	LRFIA or LRFIA(BG)	BP-SEBS, SBS-SEBS	(Optional) BP-SEBS, SBS-SEBS	SBS-SEBS	-142.5

TABLE 7A: RECOVER APPLICATIONS
SYSTEM TYPE A-1: BONDED INSULATION, BONDED ROOF COVER

^A The reported MDP documents the allowable maximum design pressure of the new insulation, coverboard and roof cover when adhered to the substrate, irrespective of the deck type (See [Note 1](#)) or performance of the substrate (See [Note 12](#)). The deck and substrate shall be capable of resisting the project design pressure requirements, not to exceed the noted MDP, to the satisfaction of the Authority Having Jurisdiction.

System No.	Substrate (Note 1 , Note 12)	Base Insulation Layer		Top Insulation Layer		Roof Cover (Note 15)			MDP (psf)* ^A
		Type	Attach (Notes 6,7,8)	Type	Attach (Notes 6,7,8)	Base Ply	Ply	Cap Ply	
R-25.	Gravel-surfaced BUR, brushed/spudded and vacuumed to remove loose gravel	(Optional) Min. 0.5-inch Trisotech G, Trisotech CGF, Trisotech, RESISTA	LRFIA(BG)	Min. 0.5-inch Structodek HD with Primed Red Coating	LRFIA or LRFIA(BG)	BP-SEBS, SBS-SEBS	(Optional) BP-SEBS, SBS-SEBS	SBS-SEBS	-165.0
R-26.	Existing smooth-surface or granule-surface BUR or SBS modified bitumen	(Optional) Min. 0.5-inch Trisotech G, Trisotech CGF, Trisotech, RESISTA	LRFIA or LRFIA(BG)	Min. 0.5-inch Structodek HD with Primed Red Coating	LRFIA or LRFIA(BG)	BP-SEBS, SBS-SEBS	(Optional) BP-SEBS, SBS-SEBS	SBS-SEBS	-165.0
R-27.	Gravel-surfaced BUR, brushed/spudded and vacuumed to remove loose gravel	(Optional) Min. 0.5-inch Trisotech G, Trisotech CGF, Trisotech, RESISTA	LRFIA(BG)	Min. 0.25-inch DensDeck Prime or SECUROCK Gypsum-Fiber Roof Board or 0.5-inch SECUROCK Cement Roof Board or min. 7/16-inch DEXcell Cement Roof Board	LRFIA or LRFIA(BG)	BP-SEBS, SBS-SEBS	(Optional) BP-SEBS, SBS-SEBS	SBS-SEBS	-187.5
R-28.	Existing smooth-surface or granule-surface BUR or SBS modified bitumen	(Optional) Min. 0.5-inch Trisotech G, Trisotech CGF, Trisotech, RESISTA	LRFIA or LRFIA(BG)	Min. 0.25-inch DensDeck Prime	LRFIA or LRFIA(BG)	BP-SEBS, SBS-SEBS	(Optional) BP-SEBS, SBS-SEBS	SBS-SEBS	-262.5
R-29.	Existing smooth-surface or granule-surface BUR or SBS modified bitumen	(Optional) Min. 0.5-inch Trisotech G, Trisotech CGF, Trisotech, RESISTA	LRFIA or LRFIA(BG)	Min. 0.25-inch SECUROCK Gypsum-Fiber Roof Board or 0.5-inch SECUROCK Cement Roof Board or min. 7/16-inch DEXcell Cement Roof Board	LRFIA or LRFIA(BG)	BP-SEBS, SBS-SEBS	(Optional) BP-SEBS, SBS-SEBS	SBS-SEBS	-285.0
TORCH-APPLIED BASE PLY:									
R-30.	Gravel-surfaced BUR, brushed/spudded and vacuumed to remove loose gravel	(Optional) Min. 0.5-inch Trisotech G, Trisotech CGF, Trisotech, RESISTA	LRFIA	Min. 0.25-inch SECUROCK Gypsum-Fiber Roof Board or Min. 0.5-inch SECUROCK Cement Roof Board or min. 7/16-inch DEXcell Cement Roof Board	LRFIA or LRFIA(BG)	APP-TA, SBS-TA	(Optional) APP-TA, SBS-TA	APP-TA, SBS-TA	-142.5
R-31.	Gravel-surfaced BUR, brushed/spudded and vacuumed to remove loose gravel	(Optional) Min. 0.5-inch Trisotech G, Trisotech CGF, Trisotech, RESISTA	LRFIA(BG)	Min. 0.25-inch SECUROCK Gypsum-Fiber Roof Board	LRFIA or LRFIA(BG)	APP-TA, SBS-TA	(Optional) APP-TA, SBS-TA	APP-TA, SBS-TA	-180.0
R-32.	Existing smooth-surface or granule-surface BUR or SBS modified bitumen	(Optional) Min. 0.5-inch Trisotech G, Trisotech CGF, Trisotech, RESISTA	LRFIA or LRFIA(BG)	Min. 0.25-inch SECUROCK Gypsum-Fiber Roof Board	LRFIA or LRFIA(BG)	APP-TA, SBS-TA	(Optional) APP-TA, SBS-TA	APP-TA, SBS-TA	-180.0
R-33.	Gravel-surfaced BUR, brushed/spudded and vacuumed to remove loose gravel	(Optional) Min. 0.5-inch Trisotech G, Trisotech CGF, Trisotech, RESISTA	LRFIA(BG)	Min. 0.5-inch SECUROCK Cement Roof Board or min. 7/16-inch DEXcell Cement Roof Board	LRFIA or LRFIA(BG)	APP-TA, SBS-TA	(Optional) APP-TA, SBS-TA	APP-TA, SBS-TA	-187.5
R-34.	Existing smooth-surface or granule-surface BUR or SBS modified bitumen	(Optional) Min. 0.5-inch Trisotech G, Trisotech CGF, Trisotech, RESISTA	LRFIA or LRFIA(BG)	Min. 0.5-inch SECUROCK Cement Roof Board or min. 7/16-inch DEXcell Cement Roof Board	LRFIA or LRFIA(BG)	APP-TA, SBS-TA	(Optional) APP-TA, SBS-TA	APP-TA, SBS-TA	-262.5