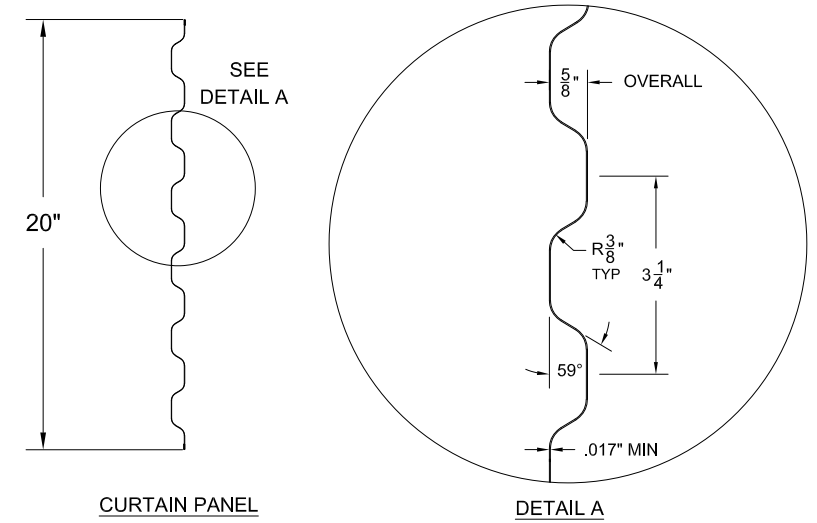
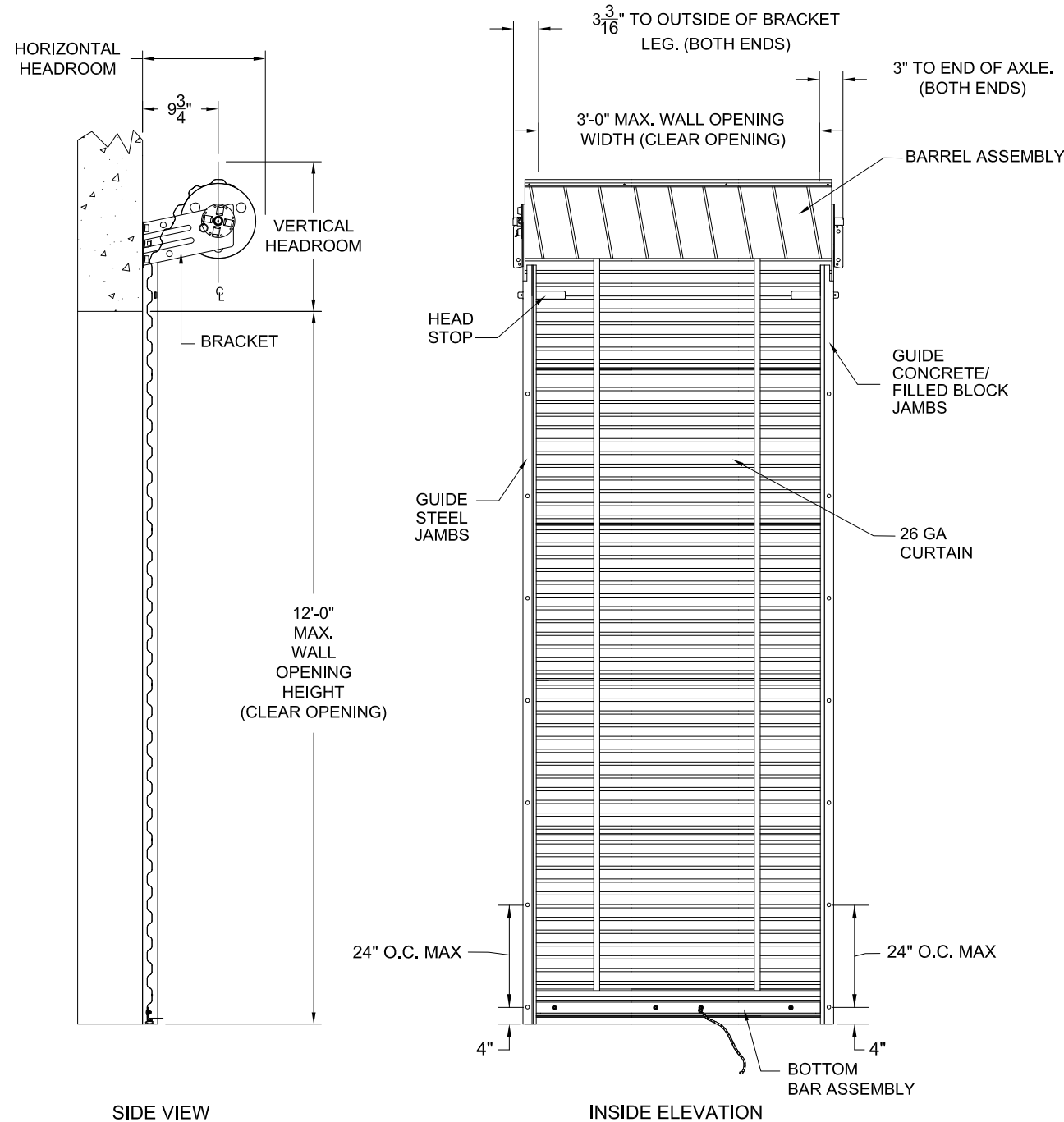
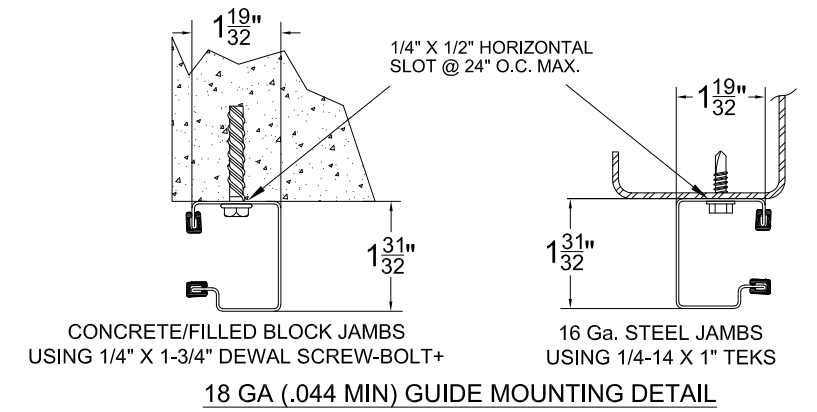
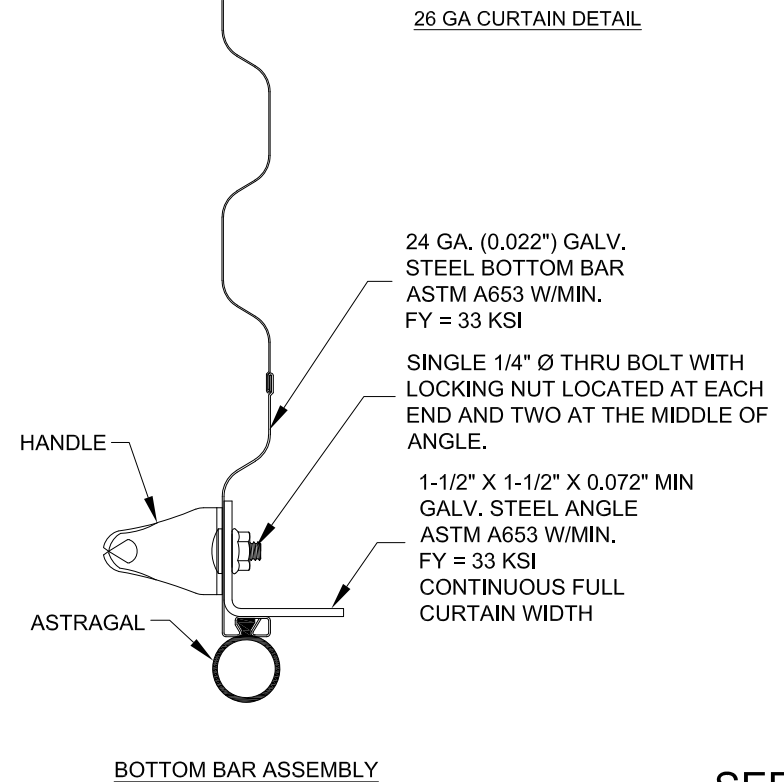


REVISIONS			
REV	DESCRIPTION	DATE	APPROVAL
—	DRAWING RELEASE	11-14-02	DM
A	NOTE REVISIONS	4-16-04	DM
B	NOTE REVISIONS	6-17-09	CS
C	RE-TEST 9-19-13	10-24-13	CS
D	16 GA. STEEL JAMB/1.5X1.5X.072MIN BB	9-19-16	CS
E	Note: Alternate Concrete/Masonry Fasteners	09/25/17	CS
F	ADD WOOD JAMB DETAIL & FASTENER	03/02/20	CS
G	ADD IBC/IRC 2018 COMPLIANCE TO NOTES	11/11/2021	BA



CURTAIN PANEL
 ASTM A653 GR80 - ZINC COATED STEEL,
 PRE-PAINTED WITH FULL COAT OF PRIMER AND
 BAKED SILICONIZED POLYESTER FINISH COAT
26 GA CURTAIN DETAIL



ALL COMPONENTS SHALL BE ASTM A653 STEEL W/MIN FY = 33 KSI. GALVIANIZED PER ASTM A653 G40

OPENING HEIGHT	VERTICAL HEADROOM	HORIZONTAL HEADROOM
THRU 7'-4"	15-1/2"	17-1/2"
OVER 7'-4" THRU 8'-8"	16"	18"
OVER 8'-8" THRU 10'-0"	17"	18-1/4"
OVER 10'-0" THRU 12'-0"	18"	19"

HEADROOM REQUIRED

SEE SHEET 2 FOR NOTES

John E. Scates, P.E.
 2560 King Arthur Blvd, Ste 124-54
 Lewisville, TX 75056
 FL PE 51737_TX PE 56308/F2203

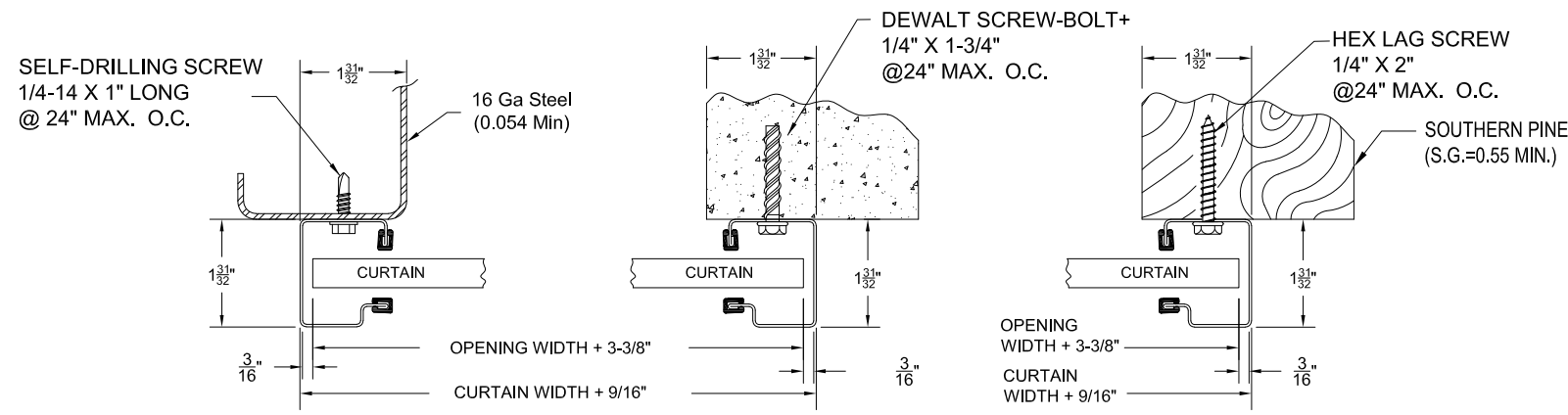
Professional Engineer's seal provided only for verification of windload construction details.
 Printed copies of this document are not considered signed and sealed and the signature must be verified on any electronic copies.

THESE CONFIDENTIAL DOCUMENTS SUBMITTED BY JANUS CONTAIN INFORMATION OF A PROPRIETARY NATURE AND MAY NOT BE REPRODUCED OR USED TO MANUFACTURE ANYTHING IN PART OR IN WHOLE FOR ANY PURPOSE OTHER THAN THAT WHICH IS NECESSARY FOR PREPARATION OF BIDS OF ENGINEERING WITHOUT THE EXPRESS PERMISSION OF JANUS WHICH MAY RECALL DOCUMENTS AT ANY TIME.

UNLESS OTHERWISE SPECIFIED DIMENSIONS ARE IN INCHES AND TOLERANCES ARE:

DECIMAL	FRACTIONS	ANGLES	HOLE DIAMETERS
.XX ±.03	± 1/16	± 0° 30'	UNDER 0.251 +.004 -.003
.XXX ±.005			0.251 to 0.500 +.006 -.003
			OVER 0.500 +.008 -.003

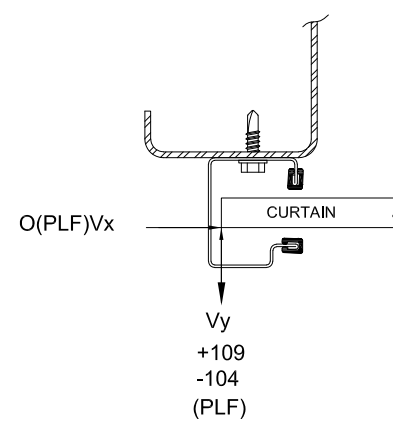
PART NUMBER:	JANUS INTERNATIONAL GROUP, LLC.		
MATERIAL:	135 JANUS INTERNATIONAL BLVD. TEMPLE, GA 30179-4435		
APPLIED FINISH:	770-562-2850/Fax 770-562-2264		
UNIT OF MEASURE:	©2017 Janus International Group, LLC. All Rights Reserved		
APPROVALS	DATE	CERTIFIED WIND LOAD RATED 26 GA SERIES 750 DOOR ASSEMBLY MAX. SIZE: 3'-0" X 12'-0"	
DRAWN: BECKY NELSON	11-14-02	SIZE B	DRAWING NUMBER: T1000
CHECKED: DON MILLS	11-14-02	REV: G	
APPROVED: DON MILLS	11-14-02	SCALE: NONE	SHEET: 1 OF: 2



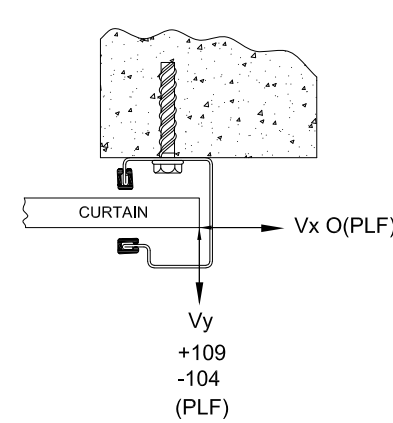
STEEL JAMBS
LH GUIDE MOUNT SHOWN

CONCRETE/FILLED BLOCK JAMBS
RH GUIDE MOUNT SHOWN

WOOD JAMBS
RH GUIDE MOUNT SHOWN



STEEL JAMBS
LH GUIDE MOUNT SHOWN



CONCRETE/FILLED BLOCK JAMBS
RH GUIDE MOUNT SHOWN

SUPERIMPOSED LOAD DIAGRAM

GENERAL NOTES:

1. TESTING:
 - 1.1. TESTED PER DASMA 108 (STATIC).
 - 1.2. TESTING PERFORMED IN AN INDEPENDENT LAB.
 - 1.3. DESIGN PRESSURE: +35/-45 PSF AT 3'-0" OPENING WIDTH.
2. DESIGN WINDLOAD REQUIREMENTS FOR BUILDING OPENINGS SHALL BE DETERMINED BY OTHERS.
3. SUPERIMPOSED LOADS ON THE JAMBS FROM THIS DOOR ARE DESIGNATED AS Vx and Vy HEREIN. OTHERS SHALL VERIFY ADEQUACY OF BUILDING STRUCTURE TO RESIST SUPERIMPOSED LOADS Vx, Vy.
4. ALL WELDING SHALL BE PERFORMED BY QUALIFIED WELDERS IN ACCORDANCE WITH A.W.S. SPECIFICATIONS. WELDING ELECTRODES SHALL CONFORM TO A.W.S. A5.1 GRADE E-70
5. DOORS SHALL BE PROVIDED WITH LOCK MECHANISMS AT THE OPTION OF THE OWNER
6. ALL BOLTS AND WASHERS SHALL BE GALVANIZED OR STAINLESS STEEL WITH A MINIMUM TENSILE STRENGTH OF 60 KSI.
7. ANCHOR NOTES:
 - 7.1. EMBEDMENT LENGTH DOES NOT INCLUDE STUCCO FINISH.
 - 7.2. FOR HOLLOW BLOCK, FILL ALL CELLS @ANCHOR WITH 2000 PSI GROUT.
 - 7.3. CONCRETE TO BE 2500 PSI MIN.
 - 7.4. ANCHORS SHALL BE INSTALLED IN ACCORDANCE WITH MANUFACTURER'S SPECIFICATIONS
 - 7.5. APPROVED CONCRETE AND FILLED-CMU ANCHORS:
 - 7.5.1. 1/4" DEWALT SCREW-BOLT+
 - 7.5.2. 1/4" SIMPSON TITEN HD
8. DOOR OPERATION TYPE MAY BE PUSH-UP, OR ELECTRIC.
9. GUIDE-TO-JAMB ATTACHMENT FASTENERS BEGIN 4" FROM FLOOR AND END 3-1/2" BELOW THE TOP OF WALL OPENING.
10. COMPLIES WITH THE WINDLOAD REQUIREMENTS OF IBC/IRC 2018

THESE CONFIDENTIAL DOCUMENTS SUBMITTED BY JANUS CONTAIN INFORMATION OF A PROPRIETARY NATURE AND MAY NOT BE REPRODUCED OR USED TO MANUFACTURE ANYTHING IN PART OR IN WHOLE FOR ANY PURPOSE OTHER THAN THAT WHICH IS NECESSARY FOR PREPARATION OF BIDS OF ENGINEERING WITHOUT THE EXPRESS PERMISSION OF JANUS WHICH MAY RECALL DOCUMENTS AT ANY TIME.

UNLESS OTHERWISE SPECIFIED DIMENSIONS ARE IN INCHES AND TOLERANCES ARE:

DECIMAL	FRACTIONS	ANGLES	HOLE DIAMETERS
.XX ±.03	± 1/16	± 0° 30'	UNDER 0.251 +.004 -.003
.XXX ±.005			0.251 to 0.500 +.006 -.003
			OVER 0.500 +.008 -.003

PART NUMBER:	
MATERIAL:	
APPLIED FINISH:	
UNIT OF MEASURE:	
APPROVALS	DATE
DRAWN: BECKY NELSON	11-14-02
CHECKED: DON MILLS	11-14-02
APPROVED: DON MILLS	11-14-02

JANUS INTERNATIONAL GROUP, LLC.
 135 JANUS INTERNATIONAL BLVD. TEMPLE, GA 30179-4435
 770-562-2850/Fax 770-562-2264
 ©2017 Janus International Group, LLC. All Rights Reserved

CERTIFIED WIND LOAD RATED
 26 GA SERIES 750 DOOR ASSEMBLY
 MAX. SIZE: 3'-0" X 12'-0"

SIZE B	DRAWING NUMBER: T1000	REV: G
SCALE: NONE	SHEET: 2	OF: 2