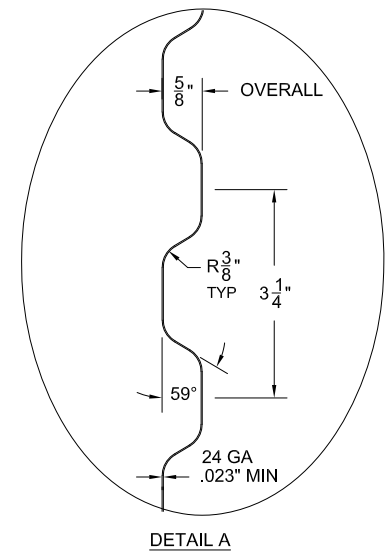
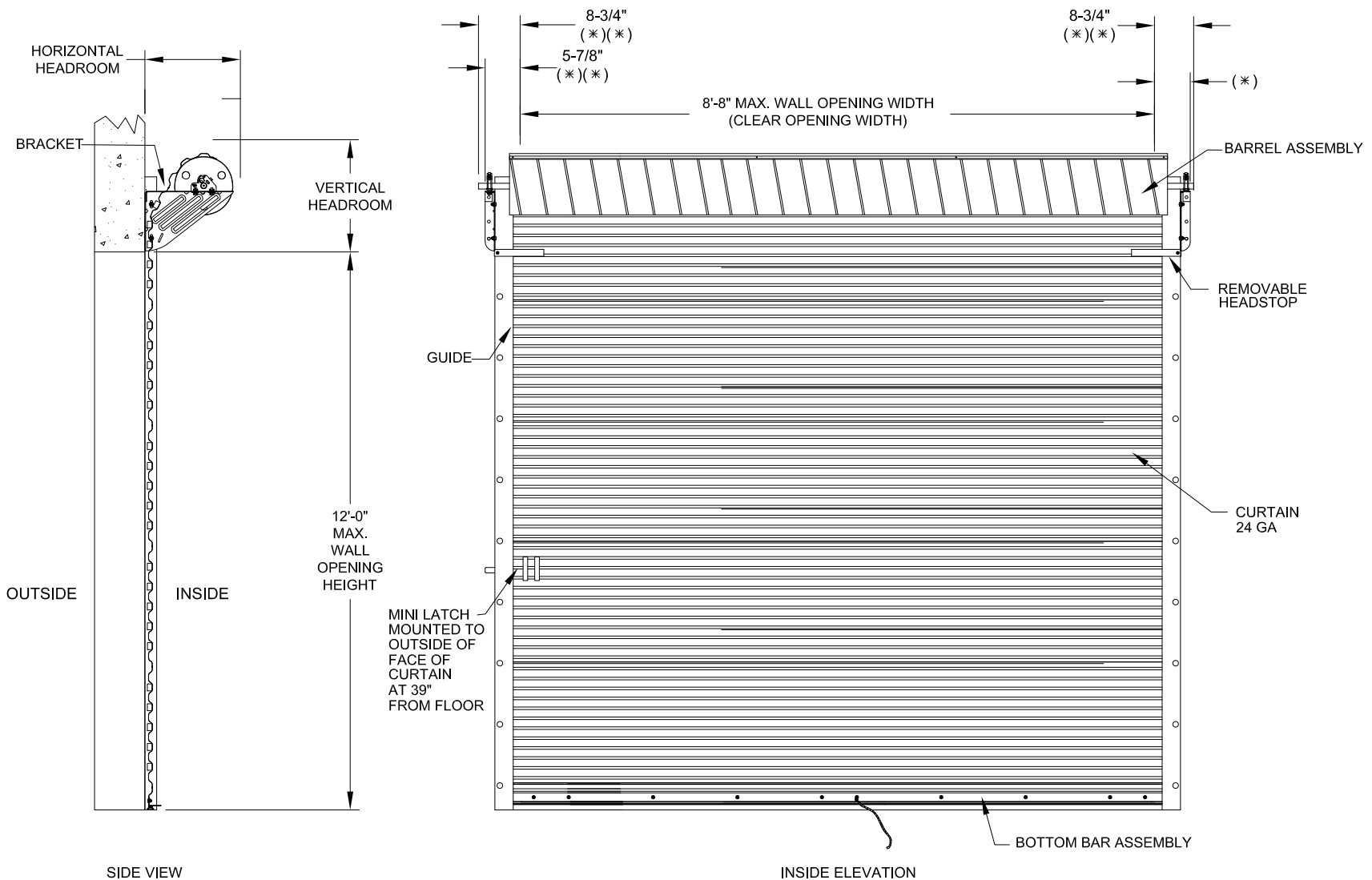


(*)(*)
DIMENSIONS SHOWN ARE FOR MOUNTING TO
STEEL JAMBS. ADD 1-1/16" WHEN ATTACHING TO
CONCRETE OR FILLED BLOCK JAMBS

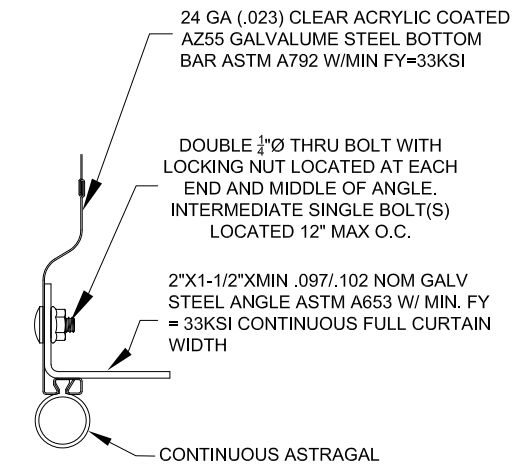
- (*)
- FOR PUSH-UP OPERATION: 5-7/8"
 - FOR HAND CHAIN OPERATION: 6-5/8"
 - FOR ELECTRIC OPERATION: 7-3/8"
 - FOR OUTSIDE OF CHAIN DRIVE: 8-1/8"
 - NOTE: RIGHT SIDE DRIVE SHOWN

REVISIONS			
REV	DESCRIPTION	DATE	APPROVAL
-	DRAWING RELEASE	09-15-03	DM
A	DADE COUNTY CHANGES	01-16-04	DM
B	GDE FAS SPA 10"-8.5"	06-10-05	DM
C	RETEST 08/05/2013	08-26-13	CS
D	CO. NAME & FASTENER CHANGE	06-05-17	CS
E	ADD IBC/IRC 2018 COMPLIANCE TO NOTES	11-11-21	BA
F	FASTENER SPACING 6" OC MAX AND WL QTY UPDATE	11-01-22	BA
G	UPDATE JAMB SPECIFIC FASTENER: CONCRETE/FILLED CMU	11-22-22	BA

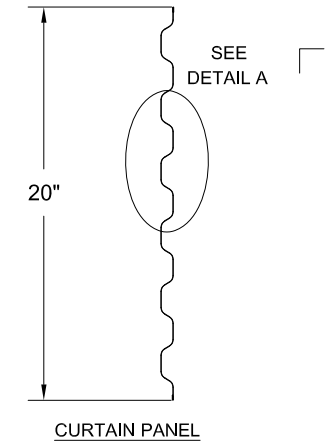
HEADROOM REQUIRED		
OPENING HEIGHT	VERTICAL HEADROOM	HORIZONTAL HEADROOM
THRU 8'-0"	19"	19"
OVER 8'-0" THRU 10'-0"	20"	20"
OVER 10'-0" THRU 14'-0"	20.5"	20"



ASTM A653 G90 GR80 MIN (FY=80 KSI) STEEL. CURTAIN PANELS LOCK SEAMED TOGETHER PRE-PAINTED WITH A FULL COAT OF PRIMER AND BAKED SILICONIZED POLYESTER FINISH COAT.



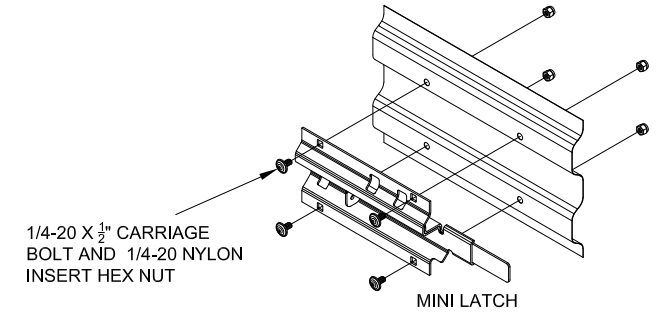
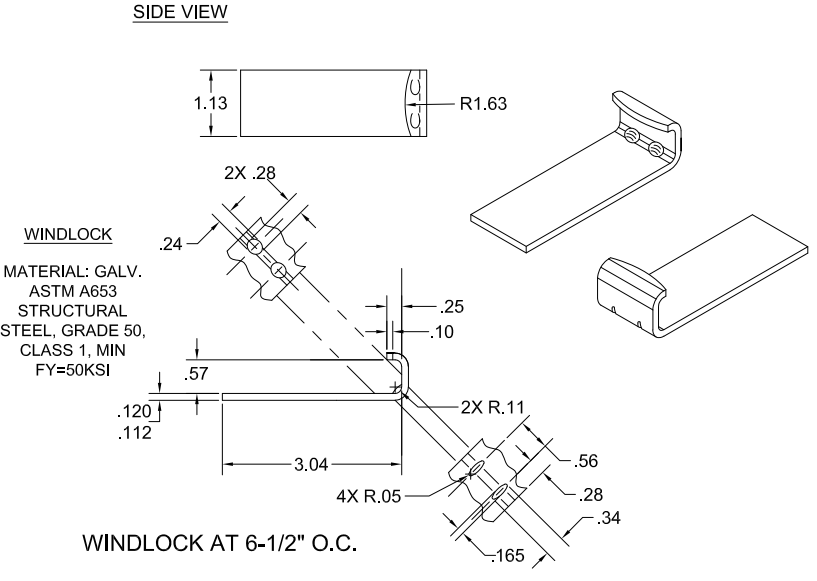
BOTTOM BAR ASSEMBLY



CURTAIN PANEL

John E. Scates, P.E.
2560 King Arthur Blvd, Ste 124-54
Lewisville, TX 75056
FL PE 51737_TX PE 56308/F2203

Printed copies of this document are not considered signed and sealed and the signature must be verified on any electronic copies.



UNLESS OTHERWISE SPECIFIED DIMENSIONS ARE IN INCHES AND TOLERANCES ARE:

DECIMAL	FRACTION	ANGLES	HOLE DIAMETERS	
.XX +/- .03			UNDER .251	+.004 -.003
.XXX +/- .010	+/- 1/16	+/- 1°	.251 TO .500	+.006 -.003
			OVER .500	+.008 -.003

PART NUMBER: NA	
MATERIAL: NA	
APPLIED FINISH: NA	
UNIT OF MEASURE: NA	
APPROVALS	DATE
DRAWN: BECKY NELSON	7-25-03
CHECKED: DON MILLS	9-15-03
APPROVED: DON MILLS	9-15-03

JANUS INTERNATIONAL GROUP, LLC
135 JANUS INTERNATIONAL BLVD. TEMPLE, GA 30179-4435
770-562-2850/Fax 770-562-2264
© 2018 Janus International Group, LLC. All Rights Reserved

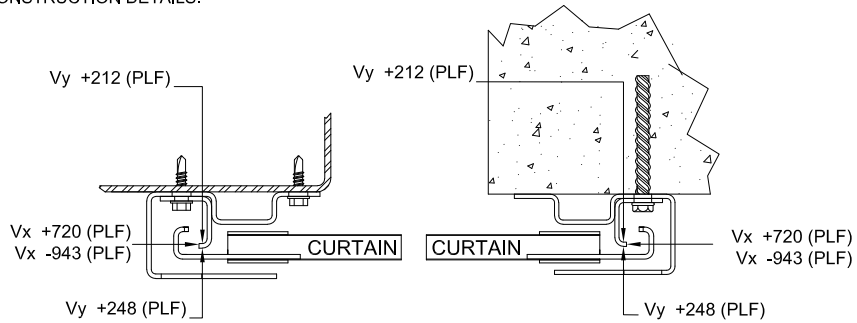
DADE COUNTY MINI DOOR SERIES 850
MAX. SIZE 8'-8" X 12'-0"

SIZE B	DRAWING NUMBER: T1006	REV: G
SCALE: NONE	SHEET: 1	OF: 2

SEE SHEET 2 FOR NOTES

GENERAL NOTES:

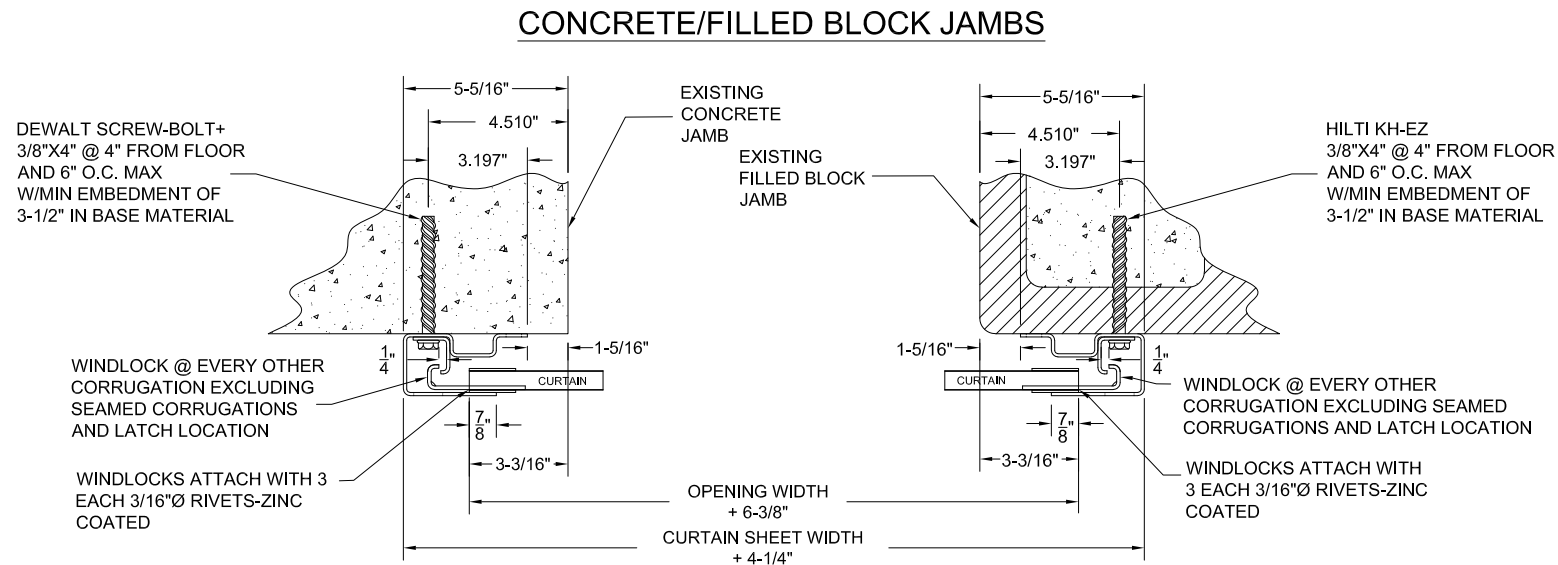
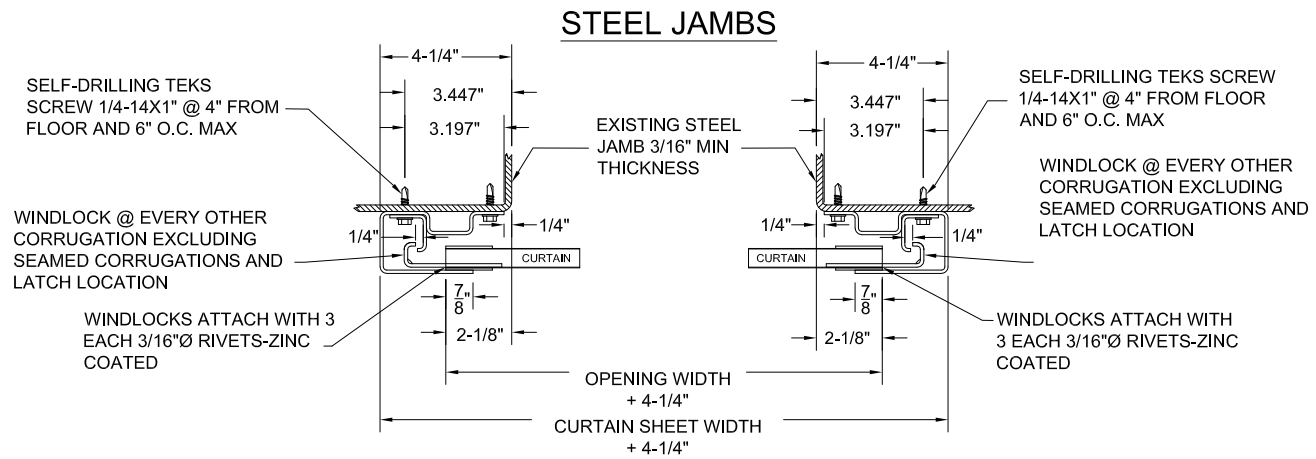
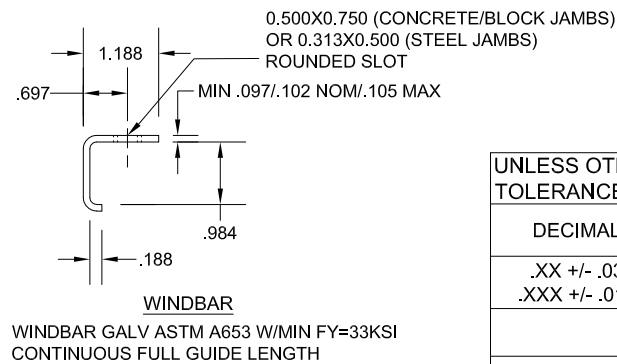
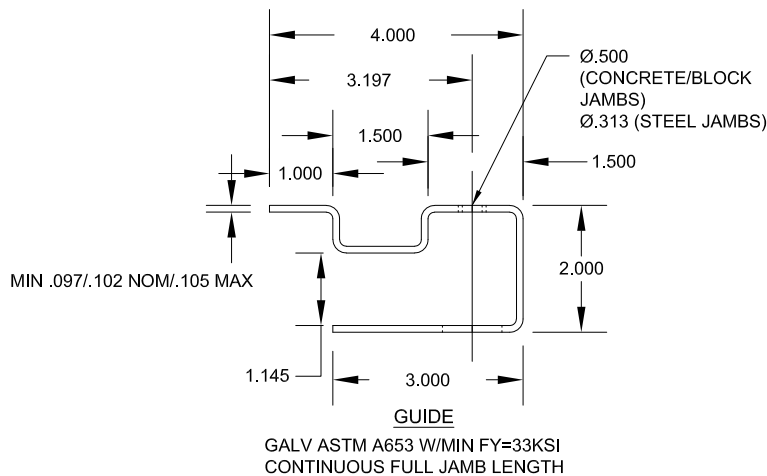
1. TESTING:
 - 1.1. TESTED PER TAS-202 (STATIC) AND TAS-201/203 (IMPACT AND CYCLIC).
 - 1.2. TESTING PERFORMED IN AN INDEPENDENT LAB.
 - 1.3. DESIGN PRESSURE: +46.0/-54.0 PSF AT 8'-8" OPENING WIDTH.
2. DESIGN WINDLOAD REQUIREMENTS FOR BUILDING OPENINGS SHALL BE DETERMINED BY OTHERS.
3. SUPERIMPOSED LOADS ON THE JAMBS FROM THIS DOOR ARE DESIGNATED AS Vx and Vy HEREIN. OTHERS SHALL VERIFY ADEQUACY OF BUILDING STRUCTURE TO RESIST SUPERIMPOSED LOADS Vx, Vy.
4. ALL WELDING SHALL BE PERFORMED BY QUALIFIED WELDERS IN ACCORDANCE WITH A.W.S. SPECIFICATIONS. WELDING ELECTRODES SHALL CONFORM TO A.W.S. A5.1 GRADE E-70
5. DOORS SHALL BE PROVIDED WITH A SINGLE CURTAIN MOUNTED SLIDE LOCK LATCH THAT ENGAGES THE DOOR GUIDE WHEN DOOR IS FULLY CLOSED.
6. ALL BOLTS AND WASHERS SHALL BE GALVANIZED OR STAINLESS STEEL WITH A MINIMUM TENSILE STRENGTH OF 60 KSI.
7. ANCHOR NOTES:
 - 7.1. EMBEDMENT LENGTH DOES NOT INCLUDE STUCCO FINISH.
 - 7.2. FOR HOLLOW BLOCK, FILL ALL CELLS @ANCHOR WITH 2000 PSI GROUT.
 - 7.3. CONCRETE TO BE 2500 PSI MIN.
 - 7.4. ANCHORS SHALL BE INSTALLED IN ACCORDANCE WITH MANUFACTURER'S SPECIFICATIONS
 - 7.5. APPROVED CONCRETE ANCHORS:
 - 7.5.1. 3/8" DEWALT SCREW-BOLT+
 - 7.5.2. 3/8" HILTI KH-EZ
 - 7.6. APPROVED FILLED-CMU ANCHORS:
 - 7.6.1. 3/8" HILTI KH-EZ
8. DOOR OPERATION TYPE MAY BE PUSH-UP, HAND CHAIN, OR ELECTRIC. THEY ARE NOT PART OF THIS NOA.
9. GUIDE-TO-JAMB ATTACHMENT FASTENERS BEGIN 4" FROM FLOOR AND END 3-1/2" BELOW THE TOP OF WALL OPENING.
10. COMPLIES WITH THE WINDLOAD REQUIREMENTS OF FLORIDA BUILDING CODE.
11. THIS DRAWING PROVIDES WINDLOAD ASSEMBLY DETAILS FOR THE CLAIMED SIZE AND PRESSURES.
12. PROFESSIONAL ENGINEER'S SEAL PROVIDED ONLY FOR VERIFICATION OF WINDLOAD CONSTRUCTION DETAILS.



3/16" MINIMUM STEEL JAMBS
LH GUIDE MOUNT SHOWN

CONCRETE/FILLED BLOCK RH
GUIDE MOUNT SHOWN

SUPERIMPOSED LOAD DIAGRAM



UNLESS OTHERWISE SPECIFIED DIMENSIONS ARE IN INCHES AND TOLERANCES ARE:

DECIMAL	FRACTION	ANGLES	HOLE DIAMETERS	
.XX +/- .03	+/- 1/16	+/- 1°	UNDER .251	+ .004 - .003
.XXX +/- .010			.251 TO .500	+ .006 - .003
			OVER .500	+ .008 - .003

PART NUMBER: NA	
MATERIAL: NA	
APPLIED FINISH: NA	
UNIT OF MEASURE: NA	
APPROVALS	DATE
DRAWN: BECKY NELSON	7-25-03
CHECKED: DON MILLS	9-15-03
APPROVED: DON MILLS	9-15-03

JANUS INTERNATIONAL GROUP, LLC
 135 JANUS INTERNATIONAL BLVD. TEMPLE, GA 30179-4435
 770-562-2850/Fax 770-562-2264
 © 2018 Janus International Group, LLC. All Rights Reserved

DADE COUNTY MINI DOOR SERIES 850
 MAX. SIZE 8'-8" X 12'-0"

SIZE	DRAWING NUMBER:	REV:
B	T1006	G
SCALE:	SHEET:	OF:
NONE	2	2