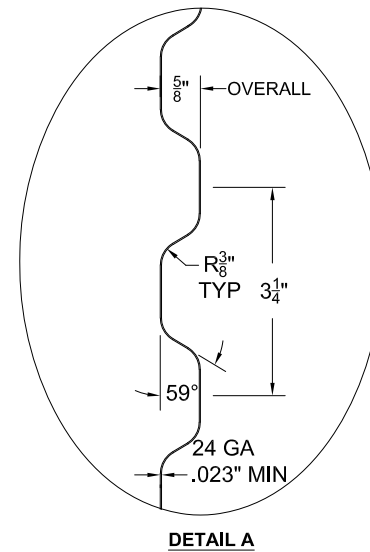
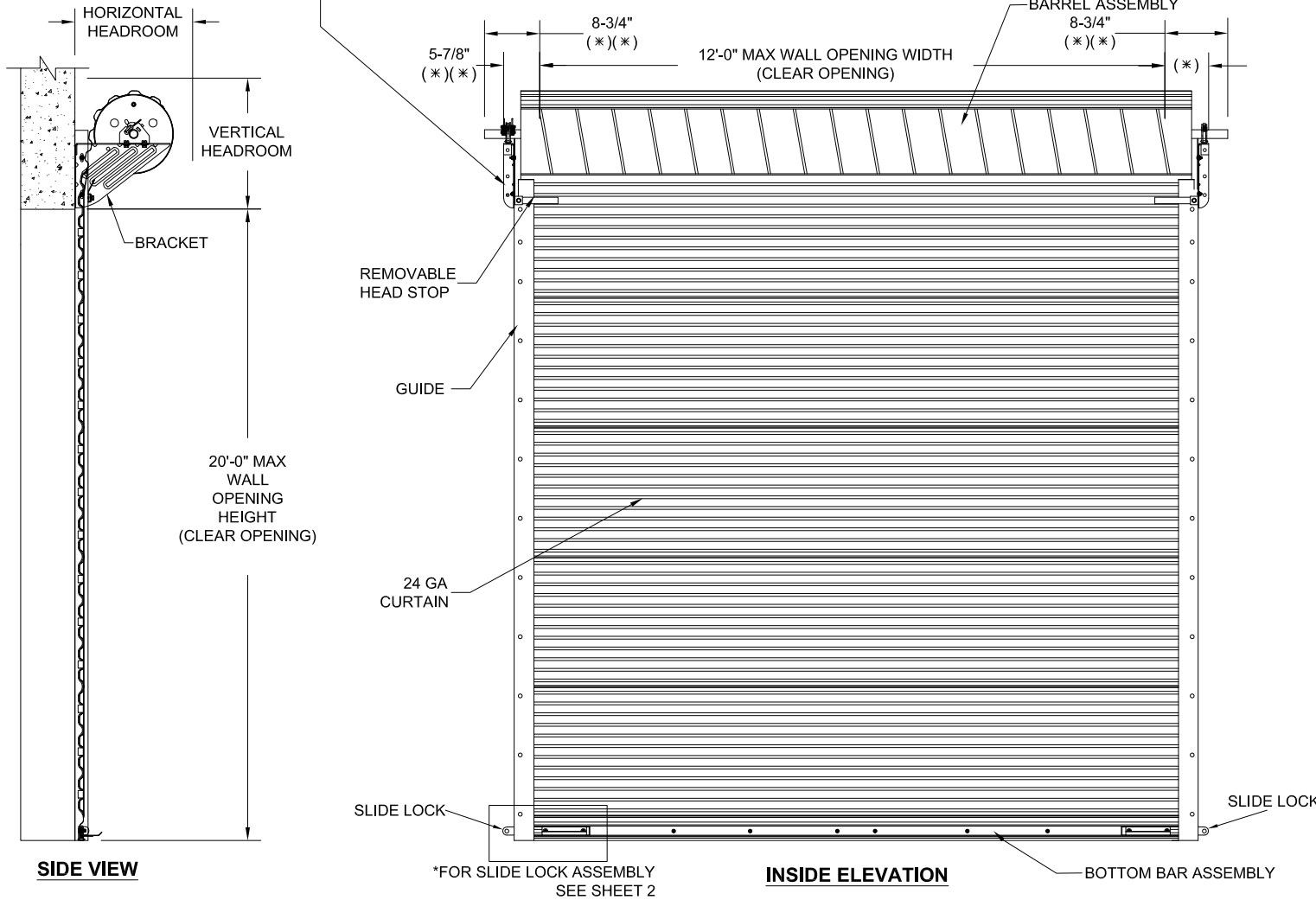


BRACKET ATTACHMENT
 CONCRETE/FILLED BLOCK: DEWALT SCREW-BOLT+, 3/8 X 1-3/4" LONG
 STEEL: HEX BOLT, GR.5, 3/8-16 X 1-1/4" LONG

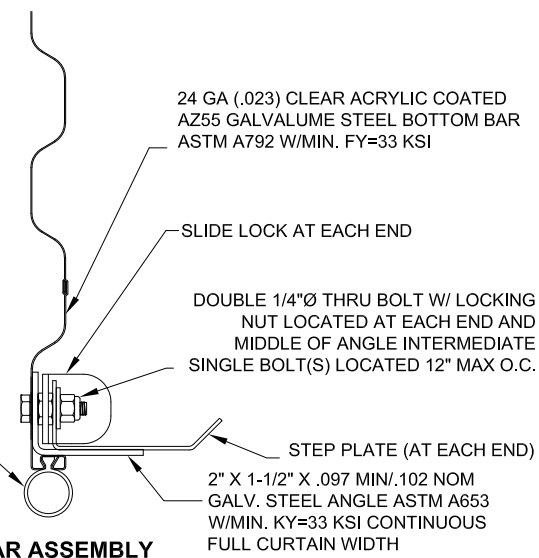
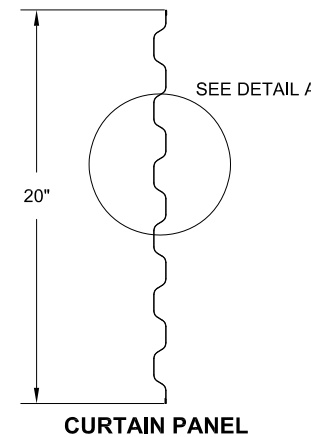
- (*)
 • FOR PUSH-UP OPERATION: 5-7/8"
 • FOR HAND CHAIN OPERATION: 6-5/8"
 • FOR ELECTRIC OPERATION: 7-3/8"
 • FOR OUTSIDE OF CHAIN DRIVE: 8-1/8"
 • NOTE: RIGHT SIDE DRIVE SHOWN

(*)(*)
 DIMENSIONS SHOWN ARE FOR MOUNTING TO
 STEEL JAMBS. ADD 1-1/16" WHEN ATTACHING TO
 CONCRETE OR FILLED BLOCK JAMBS



ASTM A653 G90 GR 80 MIN (FY=80 KSI) STEEL.
 CURTAIN PANELS LOCK SEAMED TOGETHER
 PRE-PAINTED WITH A FULL COAT OF PRIMER AND BAKED SILICONIZED POLYESTER FINISH COAT.

CURTAIN DETAIL



Printed copies of this document are not considered signed and sealed and the signature must be verified on any electronic copies.

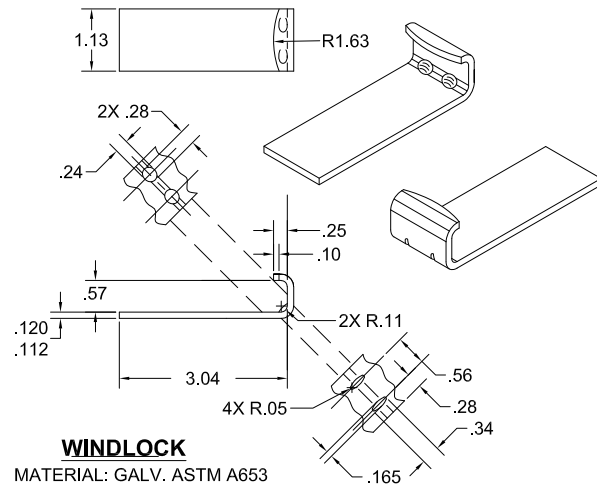
John E. Scates, P.E.
 2560 King Arthur Blvd, Ste 124-54
 Lewisville, TX 75056
 FL PE 51737
 TX PE 56308/F2203

REVISIONS

REV	DESCRIPTION	DATE	APPROVAL
-	DRAWING RELEASE	03-16-06	DM
A	CO. NAME & FASTENER CHANGE	01-04-18	SR
B	WINDLOCK PLACEMENT & QTY. & O.C. FASTENER PLACEMENT	01-14-22	BA
C	WINDLOCK PLACEMENT & QTY. & O.C. FASTENER PLACEMENT	11-22-22	BA

HEADROOM REQUIRED

OPENING HEIGHT	VERTICAL HEADROOM	HORIZONTAL HEADROOM
THRU 8'-0"	17"	19"
OVER 8'-0" THRU 10'-0"	19"	21"
OVER 10'-0" THRU 14'-0"	20"	22"
OVER 14'-0" THRU 16'-0"	21"	23"
OVER 16'-0" THRU 18'-0"	22"	24"
OVER 18'-0" THRU 20'-0"	23"	25"



UNLESS OTHERWISE SPECIFIED DIMENSIONS ARE IN INCHES AND TOLERANCES ARE:

DECIMAL	FRACTION	ANGLES	HOLE DIAMETERS	
.XX +/- .03			UNDER .251	+ .004 - .003
.XXX +/- .010	+/- 1/16	+/- 1°	.251 TO .500	+ .006 - .003
			OVER .500	+ .008 - .003

PART NUMBER: NA	
MATERIAL: NA	
APPLIED FINISH: NA	
UNIT OF MEASURE: NA	
APPROVALS	DATE
UNIT OF MEASURE: BECKY NELSON	1-20-06
CHECKED: DON MILLS	3-16-06
APPROVED: DON MILLS	3-16-06

JANUS INTERNATIONAL GROUP, LLC
 135 JANUS INTERNATIONAL BLVD. TEMPLE, GA 30179-4435
 770-562-2850/Fax 770-562-2264
 © 2018 JANUS INTERNATIONAL GROUP ALL RIGHTS RESERVED

DADE COUNTY COMMERCIAL DOOR SERIES 3400 MAX SIZE 12'-0" X 20'-0"

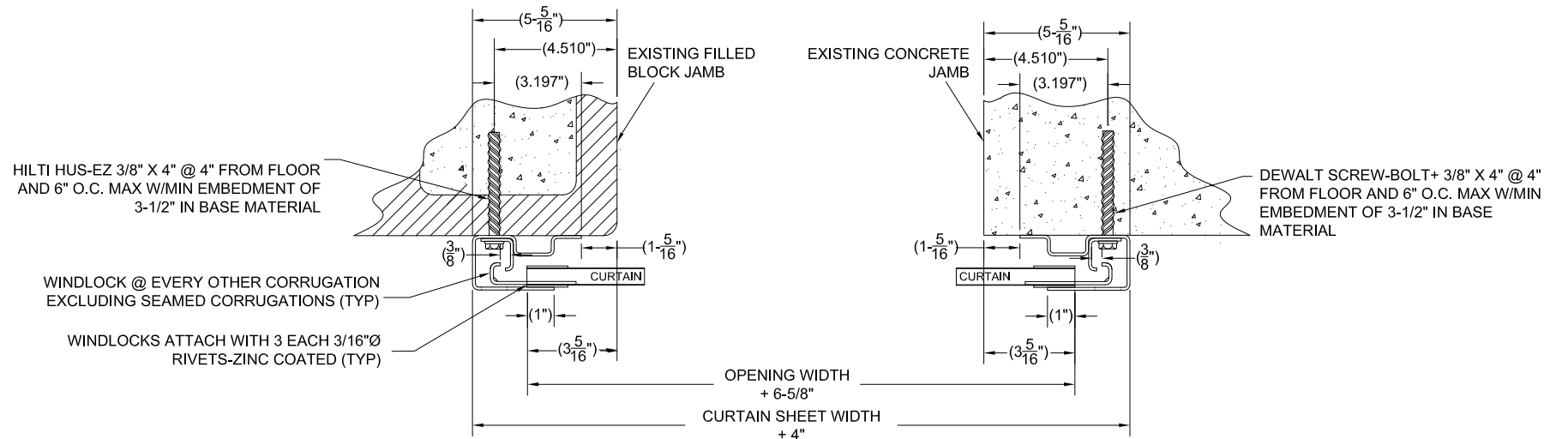
SIZE: **B** DRAWING NUMBER: **T1011** REV: **C**

SCALE: NONE SHEET: 1 OF: 2

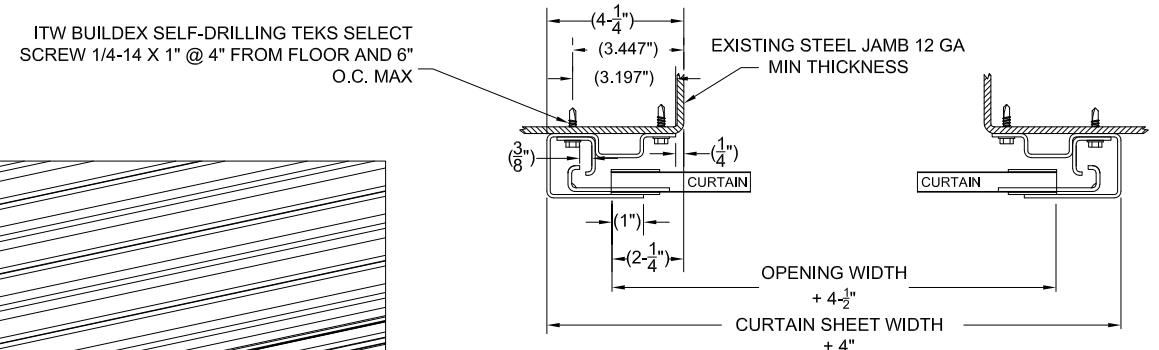
SEE SHEET 2 FOR NOTES

GENERAL NOTES:

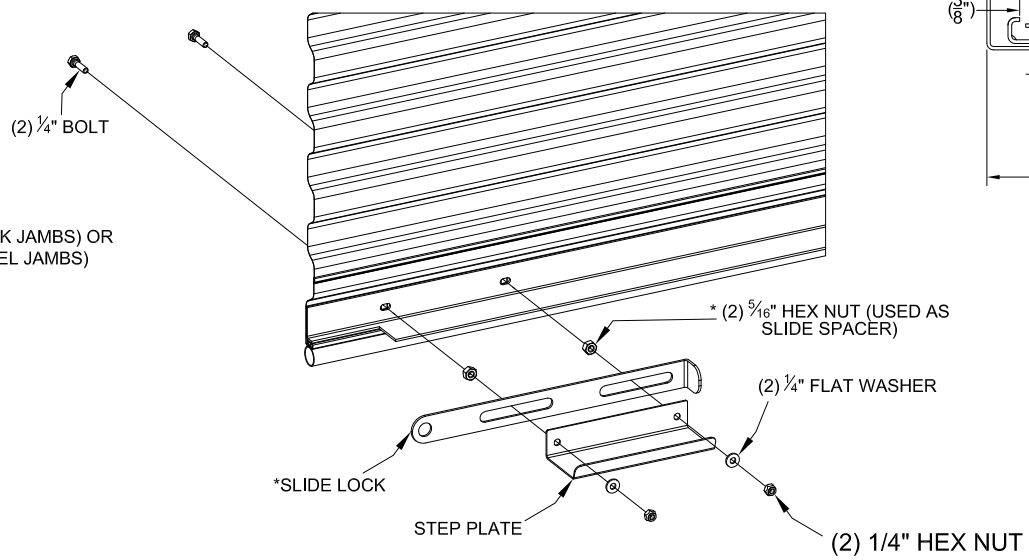
1. TESTING:
 - 1.1. TESTED PER TAS-202 (STATIC) AND TAS-201/203 (IMPACT AND CYCLIC).
 - 1.2. TESTING PERFORMED IN AN INDEPENDENT LAB.
 - 1.3. DESIGN PRESSURE: +43.0/-49.0 PSF AT 12'-0" OPENING WIDTH.
2. DESIGN WINDLOAD REQUIREMENTS FOR BUILDING OPENINGS SHALL BE DETERMINED BY OTHERS.
3. SUPERIMPOSED LOADS ON THE JAMBS FROM THIS DOOR ARE DESIGNATED AS Vx and Vy HEREIN. OTHERS SHALL VERIFY ADEQUACY OF BUILDING STRUCTURE TO RESIST SUPERIMPOSED LOADS Vx, Vy.
4. ALL WELDING SHALL BE PERFORMED BY QUALIFIED WELDERS IN ACCORDANCE WITH A.W.S. SPECIFICATIONS. WELDING ELECTRODES SHALL CONFORM TO A.W.S. A5.1 GRADE E-70
5. DOORS SHALL BE PROVIDED WITH LOCK MECHANISMS AT THE BOTTOM OF THE DOOR.
6. ALL BOLTS AND WASHERS SHALL BE GALVANIZED OR STAINLESS STEEL WITH A MINIMUM TENSILE STRENGTH OF 60 KSI.
7. ANCHOR NOTES:
 - 7.1. EMBEDMENT LENGTH DOES NOT INCLUDE STUCCO FINISH.
 - 7.2. FOR HOLLOW BLOCK, FILL ALL CELLS @ANCHOR WITH 2000 PSI GROUT.
 - 7.3. CONCRETE TO BE 2500 PSI MIN.
 - 7.4. ANCHORS SHALL BE INSTALLED IN ACCORDANCE WITH MANUFACTURER'S SPECIFICATIONS
 - 7.5. APPROVED CONCRETE ANCHORS:
 - 7.5.1. 3/8" DEWALT SCREW-BOLT +
 - 7.6. APPROVED FILLED-CMU ANCHORS:
 - 7.6.1. 3/8" HILTI KH-EZ
 8. DOOR OPERATION TYPE MAY BE PUSH-UP, HAND CHAIN, OR ELECTRIC. THEY ARE NOT PART OF THE NOA.
 9. GUIDE-TO-JAMB ATTACHMENT FASTENERS BEGIN 4" FROM FLOOR AND END 2" BELOW THE TOP OF WALL OPENING.
 10. COMPLIES WITH THE WINDLOAD REQUIREMENTS OF IBC/IRC 2018
 11. THIS DRAWING PROVIDES WINDLOAD ASSEMBLY DETAILS FOR THE CLAIMED SIZE AND PRESSURES.
 12. PROFESSIONAL ENGINEER'S SEAL PROVIDED ONLY FOR VERIFICATION OF WINDLOAD CONSTRUCTION DETAILS



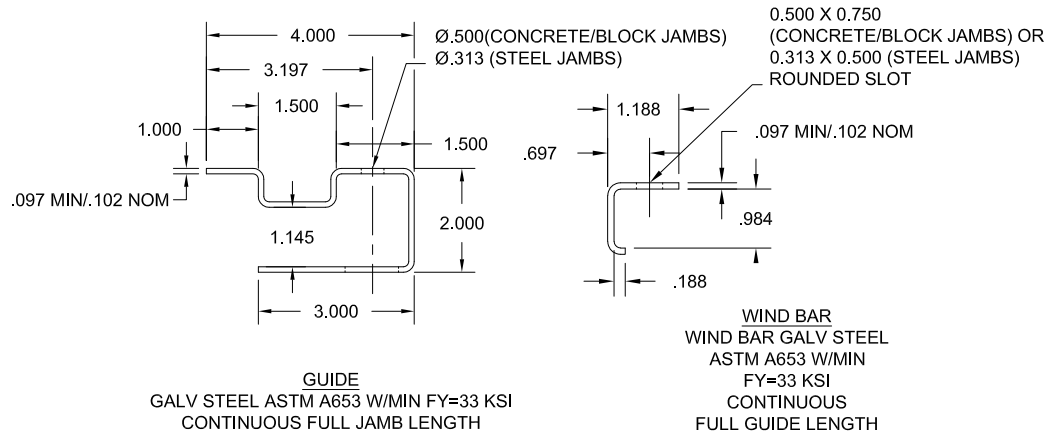
FILLED BLOCK/CONCRETE JAMB DETAIL



STEEL JAMB DETAIL



SLIDE LOCK ASSEMBLY



SUPERIMPOSED LOAD DIAGRAM

UNLESS OTHERWISE SPECIFIED DIMENSIONS ARE IN INCHES AND TOLERANCES ARE:

DECIMAL	FRACTION	ANGLES	HOLE DIAMETERS	
.XX +/- .03	+/- 1/16	+/- 1°	UNDER .251	+ .004 - .003
.XXX +/- .010			.251 TO .500	+ .006 - .003
			OVER .500	+ .008 - .003

PART NUMBER: NA	
MATERIAL: NA	
APPLIED FINISH: NA	
UNIT OF MEASURE: NA	
APPROVALS	DATE
BECKY NELSON	1-20-06
CHECKED: DON MILLS	3-16-06
APPROVED: DON MILLS	3-16-06

JANUS INTERNATIONAL GROUP, LLC
 135 JANUS INTERNATIONAL BLVD. TEMPLE, GA 30179-4435
 770-562-2850/Fax 770-562-2264
 © 2018 JANUS INTERNATIONAL GROUP ALL RIGHTS RESERVED

DADE COUNTY COMMERCIAL DOOR SERIES 3400 MAX
 SIZE 12'-0" X 20'-0"

SIZE B	DRAWING NUMBER: T1011	REV: C
SCALE: NONE	SHEET: 2	OF: 2