



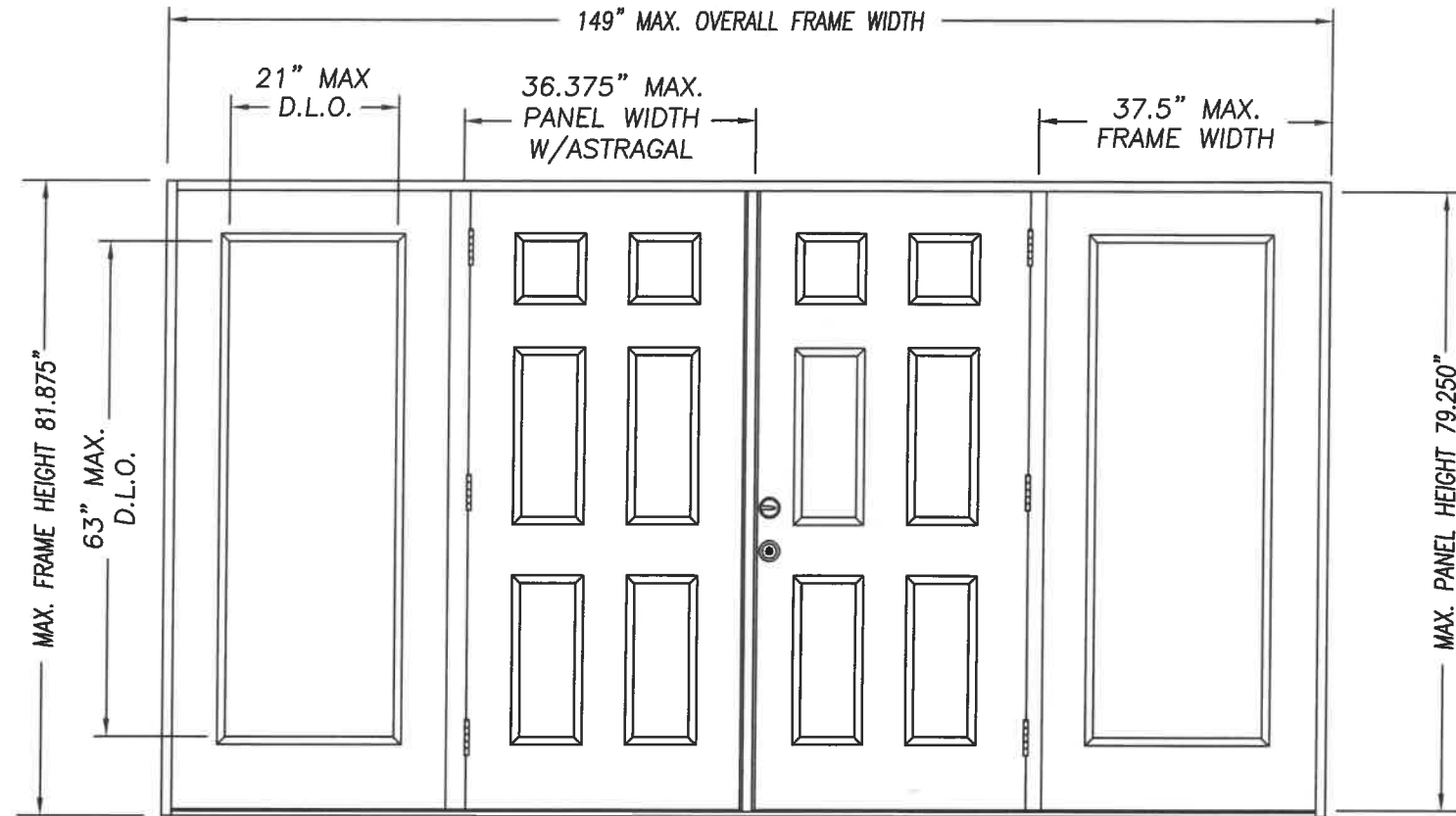
**STEEL-EDGE STEEL DOOR UNIT
6'-8" DOUBLE DOOR WITH / WITHOUT SIDELITES**

GENERAL NOTES

1. EVALUATED FOR USE IN LOCATIONS ADHERING TO THE FLORIDA BUILDING CODE AND WHERE PRESSURE REQUIREMENTS AS DETERMINED BY ASCE 7, MINIMUM DESIGN LOADS FOR BUILDINGS AND OTHER STRUCTURES, DOES NOT EXCEED THE DESIGN PRESSURES LISTED.
2. HURRICANE PROTECTIVE SYSTEM (SHUTTERS) IS NOT REQUIRED ON OPAQUE PANELS, BUT IS REQUIRED ON GLAZED SIDELITES.
3. WHEN INSTALLED IN THE WIND-BORNE DEBRIS REGION, EXCLUDING THE HIGH VELOCITY HURRICANE ZONE (HVHZ), HURRICANE PROTECTIVE SYSTEM IS NOT REQUIRED ON OPAQUE PANELS OR PANELS WITH IMPACT GLASS, BUT IS REQUIRED ON PANELS WITH NON-IMPACT GLASS.
4. POLYURETHANE CORE FLAME SPREAD INDEX OF 50 AND SMOKE DEVELOPED INDEX OF 60 PER ASTM E84.
5. PLASTICS TESTING:

TEST DESCRIPTION	DESIGNATION	LITE FRAME
SELF IGNITION TEMP	ASTM D1929	842 °F > 650 °F
RATE OF BURNING	ASTM D635	1.28 IN/MIN
SMOKE DENSITY	ASTM D2843	70.2%
TENSILE STRENGTH*	ASTM D638	1.8% DIFF

* COMPARATIVE TENSILE STRENGTH AFTER WEATHERING 4500 HOURS XENON ARC METHOD 1




DOUBLE DOOR UNIT W/SIDELITES

Addendum to NAMI

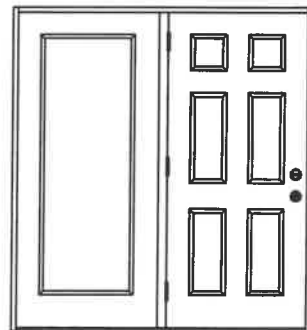
Certification No.: NE013762
Reviewed By: [Signature]
Date Reviewed: 6/26/17



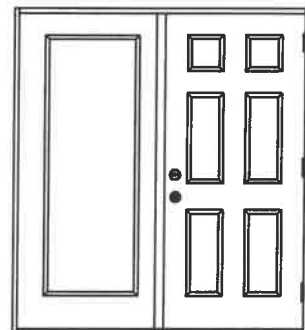
SINGLE DOOR UNIT




DOUBLE DOOR UNIT




SINGLE DOOR UNIT WITH SIDELITE



SINGLE DOOR UNIT WITH SIDELITE



SINGLE DOOR UNIT W/SIDELITES



DOUBLE DOOR UNIT W/SIDELITES

PRODUCT: EXTERIOR DOOR PRODUCT
DOUBLE 6'8" OPAQUE STEEL-EDGE STEEL DOOR
PART OR ASSEMBLY: TYPICAL ELEVATIONS & GENERAL NOTES

NO.	DATE	REVISIONS	BY

DATE: 6/21/17
SCALE: N.T.S.
DWG. BY: SWS
CHK. BY:
DRAWING NO.:
DWG-MA-FL0218-17
SHEET 1 OF 3

MASONITE INTERNATIONAL CORP.
1955 POWIS ROAD
WEST CHICAGO, IL 60185

TABLE OF CONTENTS

SHEET #	DESCRIPTION
1	TYPICAL ELEVATIONS & GENERAL NOTES
2	ANCHORING LOCATIONS & DETAILS
3	ANCHORING LOCATIONS & DETAILS

CONFIG	MAX WIDTH	DESIGN PRESSURE RATING		WHERE WATER INFILTRATION PERFORMANCE IS REQUIRED TO BE 15% OF DESIGN PRESSURE			
		INSWING	OUTSWING	INSWING	BUMPER O/S	Z-SERIES O/S	HIGH DAM O/S
X	37.5"	+65.0 / -65.0	+65.0 / -65.0	N/A	+25.0 / -25.0	+40.0 / -40.0	+50.0 / -50.0
XX	74"	+55.0 / -55.0	+55.0 / -55.0	N/A	+25.0 / -25.0	+40.0 / -40.0	+50.0 / -50.0
OX or XO	75"	+55.0 / -55.0	+55.0 / -55.0	N/A	+25.0 / -25.0	+40.0 / -40.0	+50.0 / -50.0
OXO	112.5"	+55.0 / -55.0	+55.0 / -55.0	N/A	+25.0 / -25.0	+40.0 / -40.0	+50.0 / -50.0
OXXO	149"	+55.0 / -55.0	+55.0 / -55.0	N/A	+25.0 / -25.0	+40.0 / -40.0	+50.0 / -50.0

Kurt Balthazor

KURT BALTHAZOR
FLORIDA P.E.
#56533

