



**HPC STEEL-EDGE STEEL DOOR UNIT  
6'-8" DOUBLE DOOR WITH / WITHOUT SIDELITES**

**GENERAL NOTES**

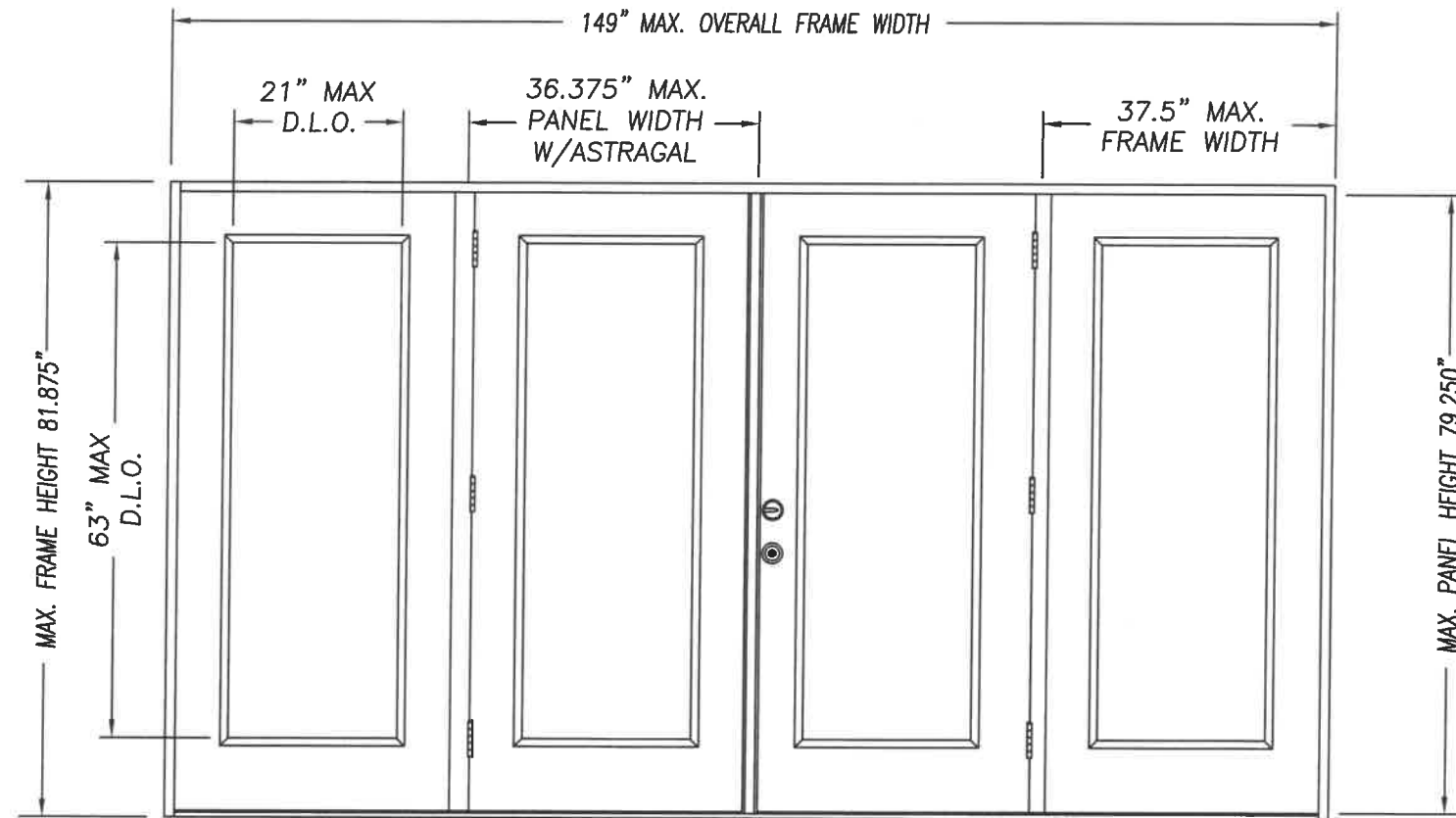
1. EVALUATED FOR USE IN LOCATIONS ADHERING TO THE FLORIDA BUILDING CODE AND WHERE PRESSURE REQUIREMENTS AS DETERMINED BY ASCE 7, MINIMUM DESIGN LOADS FOR BUILDINGS AND OTHER STRUCTURES, DOES NOT EXCEED THE DESIGN PRESSURES LISTED.
2. WHEN INSTALLED IN THE HIGH VELOCITY HURRICANE ZONE (HVHZ), HURRICANE PROTECTIVE SYSTEM (SHUTTERS) IS REQUIRED.
3. WHEN INSTALLED IN THE WIND-BORNE DEBRIS REGION, HURRICANE PROTECTIVE SYSTEM (SHUTTERS) IS REQUIRED.
4. POLYURETHANE CORE FLAME SPREAD INDEX OF 50 AND SMOKE DEVELOPED INDEX OF 60 PER ASTM E84.

**5. PLASTICS TESTING:**

TEST DESCRIPTION	DESIGNATION	LITE FRAME
SELF IGNITION TEMP	ASTM D1929	842 °F > 650 °F
RATE OF BURNING	ASTM D635	1.28 IN/MIN
SMOKE DENSITY	ASTM D2843	70.2%
TENSILE STRENGTH*	ASTM D638	1.8% DIFF

\* COMPARATIVE TENSILE STRENGTH AFTER WEATHERING 4500 HOURS XENON ARC METHOD 1

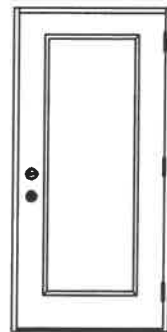
6. DOOR SLABS MUST BE STAMPED "HPC" ON TOP RAIL.



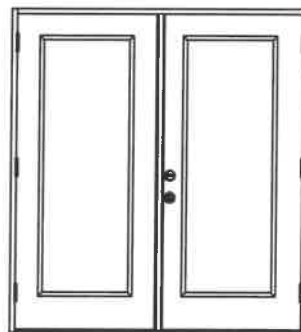
DOUBLE DOOR UNIT W/SIDELITES

Addendum to NAMI

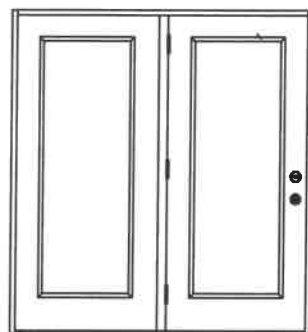
Certification No.: NE013762  
 Reviewed By: [Signature]  
 Date Reviewed: 6/24/17




SINGLE DOOR UNIT




DOUBLE DOOR UNIT




SINGLE DOOR UNIT WITH SIDELITE



SINGLE DOOR UNIT WITH SIDELITE



SINGLE DOOR UNIT W/SIDELITES



DOUBLE DOOR UNIT W/SIDELITES

**TABLE OF CONTENTS**

SHEET #	DESCRIPTION
1	TYPICAL ELEVATIONS & GENERAL NOTES
2	ANCHORING LOCATIONS & DETAILS
3	ANCHORING LOCATIONS & DETAILS

CONFIG	MAX WIDTH	DESIGN PRESSURE RATING		WHERE WATER INFILTRATION PERFORMANCE IS REQUIRED TO BE 15% OF DESIGN PRESSURE			
		INSWING	OUTSWING	INSWING	BUMPER O/S	Z-SERIES O/S	HIGH DAM O/S
X	37.5"	+50.0 / -50.0	+50.0 / -50.0	N/A	+25.0 / -25.0	+40.0 / -40.0	+50.0 / -50.0
XX	74"	+50.0 / -50.0	+50.0 / -50.0	N/A	+25.0 / -25.0	+40.0 / -40.0	+50.0 / -50.0
OX or XO	75"	+50.0 / -50.0	+50.0 / -50.0	N/A	+25.0 / -25.0	+40.0 / -40.0	+50.0 / -50.0
OXO	112.5"	+50.0 / -50.0	+50.0 / -50.0	N/A	+25.0 / -25.0	+40.0 / -40.0	+50.0 / -50.0
OX XO	149"	+50.0 / -50.0	+50.0 / -50.0	N/A	+25.0 / -25.0	+40.0 / -40.0	+50.0 / -50.0

*Kurt Balthazor*

KURT BALTHAZOR  
FLORIDA P.E.  
#56533

PRODUCT: EXTERIOR DOOR PRODUCT\*  
DOUBLE 6'8" GLAZED  
STEEL-EDGE STEEL DOOR  
PART OR ASSEMBLY:  
TYPICAL ELEVATIONS  
& GENERAL NOTES

NO.	DATE	REVISIONS	BY

DATE: 6/21/17  
 SCALE: N.T.S.  
 DWG. BY: SWS  
 CHK. BY:  
 DRAWING NO.:  
 DWG-MA-FLO221-17  
 SHEET 1 OF 3

MASONITE INTERNATIONAL CORP.  
1955 POWIS ROAD  
WEST CHICAGO, IL 60185



