MASONITE.

HPC IMPACT GLAZED STEEL-EDGE STEEL DOOR UNIT
6'-8" DOUBLE DOOR WITH / WITHOUT SIDELITES

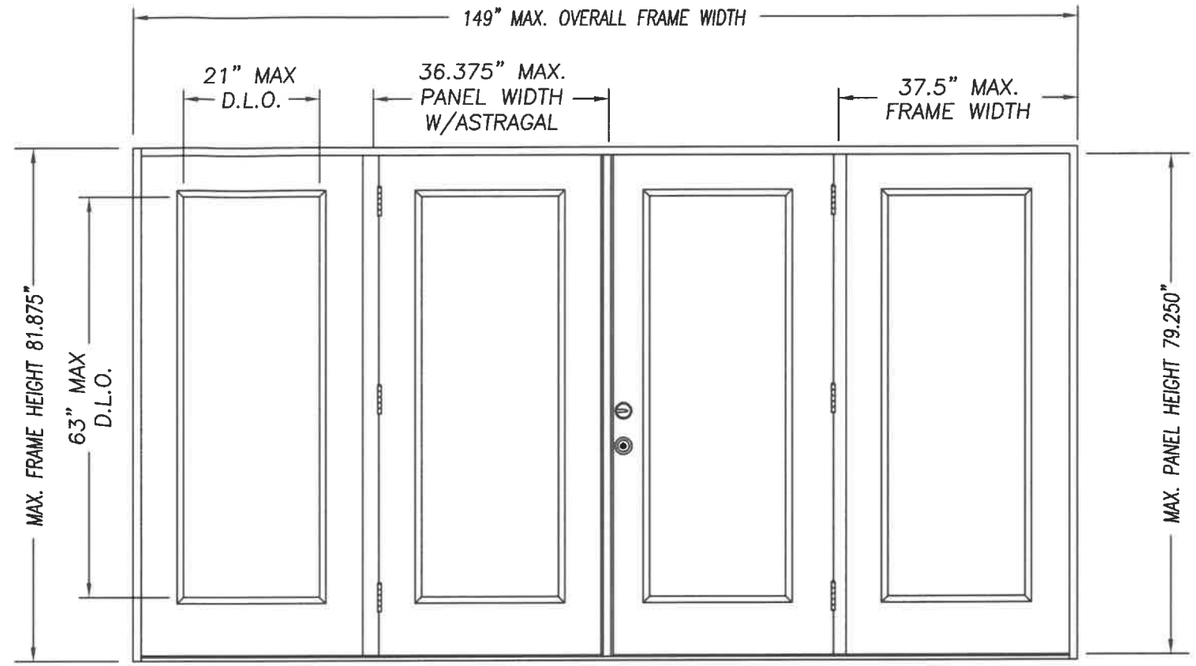

DOUBLE DOOR UNIT W/SIDELITES

GENERAL NOTES

1. EVALUATED FOR USE IN LOCATIONS ADHERING TO THE FLORIDA BUILDING CODE AND WHERE PRESSURE REQUIREMENTS AS DETERMINED BY ASCE 7, MINIMUM DESIGN LOADS FOR BUILDINGS AND OTHER STRUCTURES, DOES NOT EXCEED THE DESIGN PRESSURES LISTED.
2. WHEN INSTALLED IN THE HIGH VELOCITY HURRICANE ZONE (HVHZ), HURRICANE PROTECTIVE SYSTEM (SHUTTERS) IS NOT REQUIRED.
3. WHEN INSTALLED IN THE WIND-BORNE DEBRIS REGION, HURRICANE PROTECTIVE SYSTEM (SHUTTERS) IS NOT REQUIRED.
4. POLYURETHANE CORE FLAME SPREAD INDEX OF 50 AND SMOKE DEVELOPED INDEX OF 60 PER ASTM E84.
5. PLASTICS TESTING:

TEST DESCRIPTION	DESIGNATION	LITE FRAME
SELF IGNITION TEMP	ASTM D1929	842 °F > 650 °F
RATE OF BURNING	ASTM D635	1.28 IN/MIN
SMOKE DENSITY	ASTM D2843	70.2%
TENSILE STRENGTH*	ASTM D638	1.8% DIFF

* COMPARATIVE TENSILE STRENGTH AFTER WEATHERING 4500 HOURS XENON ARC METHOD 1

6. DOOR SLABS MUST BE STAMPED "HPC" ON TOP RAIL.
7. MAXIMUM GLASS SIZES COMPLY WITH ASTM E1300 FOR THE DESIGN PRESSURES LISTED.

SINGLE DOOR UNIT

DOUBLE DOOR UNIT

SINGLE DOOR UNIT WITH SIDELITE

SINGLE DOOR UNIT WITH SIDELITE

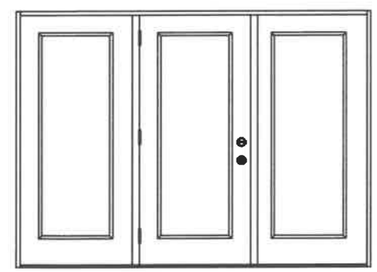

SINGLE DOOR UNIT W/SIDELITES

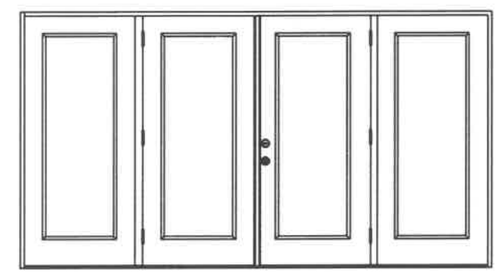

DOUBLE DOOR UNIT W/SIDELITES

		DESIGN PRESSURE RATING (1:1 OVERHANG OR WHERE NO WATER REQUIRED)		WHERE WATER INFILTRATION PERFORMANCE IS REQUIRED TO BE 15% OF DESIGN PRESSURE				
CONFIG	MAX WIDTH	INSWING	OUTSWING	BUMPER O/S	Z-SERIES O/S	HIGH DAM O/S	T4 O/S	HP O/S
X	37.5"	+50.0 / −50.0	+50.0 / −50.0	+25.0 / −25.0	+40.0 / −40.0	+50.0 / −50.0	+50.0 / −50.0	+50.0 / −50.0
XX	74"	+50.0 / −50.0	+50.0 / −50.0	+25.0 / −25.0	+40.0 / −40.0	+50.0 / −50.0	N/A	N/A
OX or XO	75"	+50.0 / −50.0	+50.0 / −50.0	+25.0 / −25.0	+40.0 / −40.0	+50.0 / −50.0	N/A	N/A
OXO	112.5"	+50.0 / −50.0	+50.0 / −50.0	+25.0 / −25.0	+40.0 / −40.0	+50.0 / −50.0	N/A	N/A
OXXO	149"	+50.0 / −50.0	+50.0 / −50.0	+25.0 / −25.0	+40.0 / −40.0	+50.0 / −50.0	N/A	N/A

TABLE OF CONTENTS

SHEET #	DESCRIPTION
1	TYPICAL ELEVATIONS & GENERAL NOTES
2	ANCHORING LOCATIONS & DETAILS
3	ANCHORING LOCATIONS & DETAILS

KURT BALTHAZOR
FLORIDA P.E.
#56533

MASONITE INTERNATIONAL CORP.
1955 POWIS ROAD
WEST CHICAGO, IL 60185

PRODUCT: "EXTERIOR DOOR PRODUCT" DOUBLE 6'8" GLAZED STEEL-EDGE STEEL DOOR

PART OR ASSEMBLY: TYPICAL ELEVATIONS & GENERAL NOTES

REVISIONS

NO.	DATE		BY
D	11/21/23	INNERLAYER NOA	SWS
C	7/18/20	INNERLAYER NOA	SWS
B	12/18/18	ADDED ALT GLAZING	SWS
A	4/6/18	ADDED THRESHOLDS	SWS

DATE: 6/21/17
SCALE: N.T.S.
DWG. BY: SWS
CHK. BY:
DRAWING NO.: DWG-MA-FL0223-17
SHEET 1 OF 3

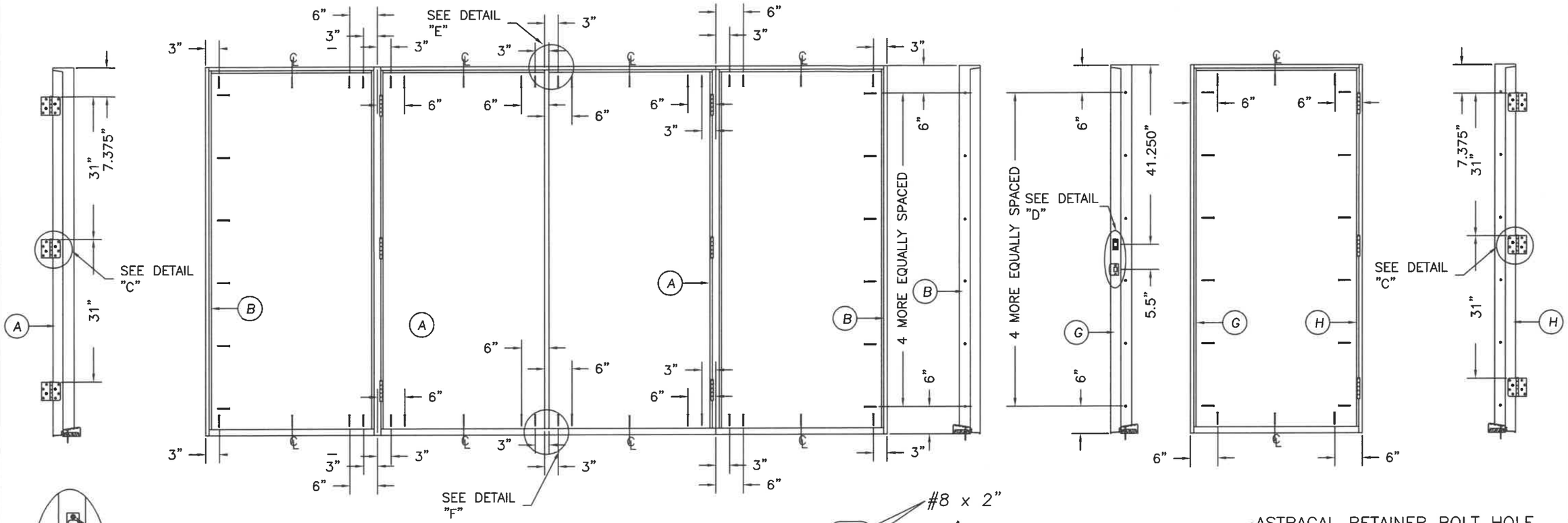

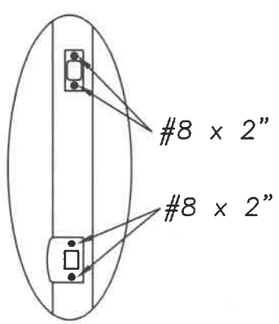

DETAIL "D"

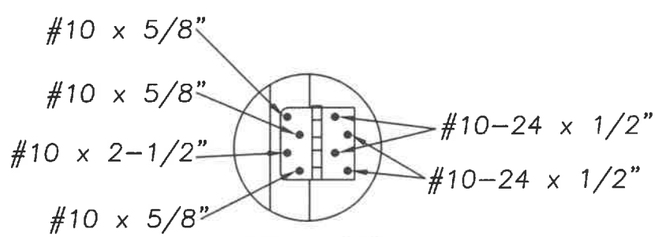

DETAIL "C"

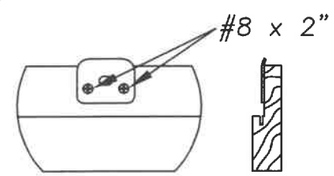

DETAIL "E" ASTRAGAL

ATTACH ASTRAGAL RETAINER BOLT STRIKE PLATE TO FRAME AS SHOWN.

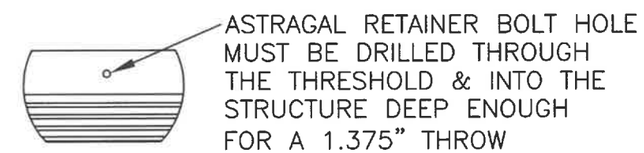

DETAIL "F" ASTRAGAL



INSWING THRESHOLD

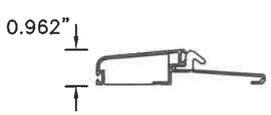

BUMPER O/S THRESHOLD

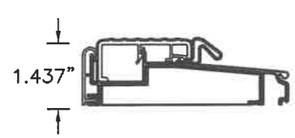

T4 O/S THRESHOLD

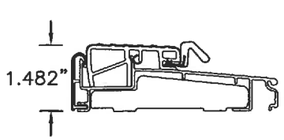

Z-SERIES O/S THRESHOLD

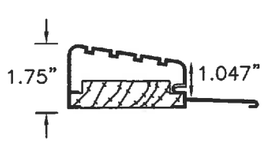

HIGH DAM O/S THRESHOLD

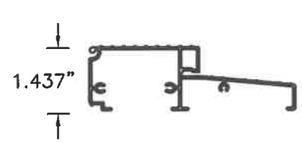

HP O/S THRESHOLD

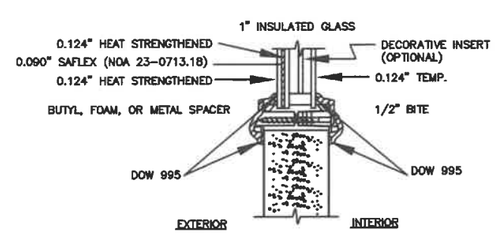

TYPICAL GLAZING DETAIL
IMPACT RATED GLASS

MAX GLASS SIZES COMPLY WITH ASTM E1300 FOR DESIGN PRESSURES LISTED ON PAGE 1

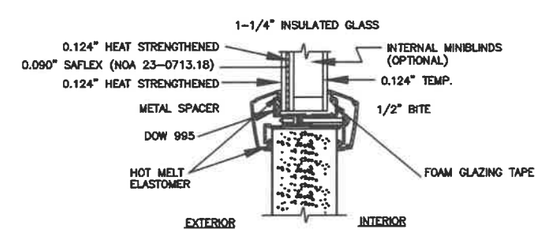

ALTERNATE GLAZING DETAIL
IMPACT RATED GLASS

MAX GLASS SIZES COMPLY WITH ASTM E1300 FOR DESIGN PRESSURES LISTED ON PAGE 1

MASONITE INTERNATIONAL CORP.
1955 POWIS ROAD
WEST CHICAGO, IL 60185

PRODUCT: "EXTERIOR DOOR PRODUCT" 6'-8" STEEL-EDGE STEEL GLAZED DOUBLE DOOR UNIT

PART OR ASSEMBLY: ANCHORING LOCATIONS & DETAILS

REVISIONS

NO.	DATE		BY
D	11/21/23	INNERLAYER NOA	SWS
C	7/18/20	INNERLAYER NOA	SWS
B	12/18/18	ADDED ALT GLAZING	SWS
A	4/6/18	ADDED THRESHOLDS	SWS

DATE: 6/21/17
SCALE: N.T.S.
DWG. BY: SWS
CHK. BY:
DRAWING NO.: DWG-MA-FL0223-17
SHEET 2 OF 3

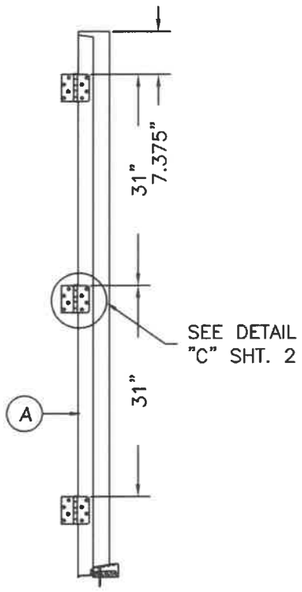

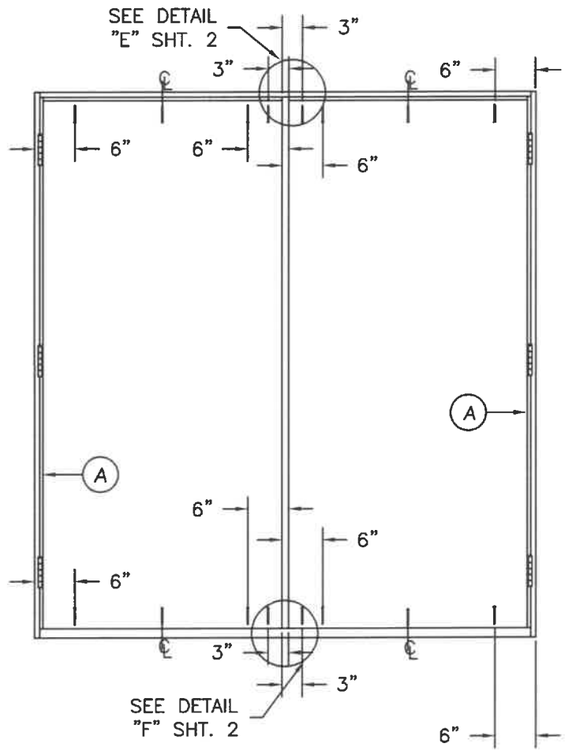

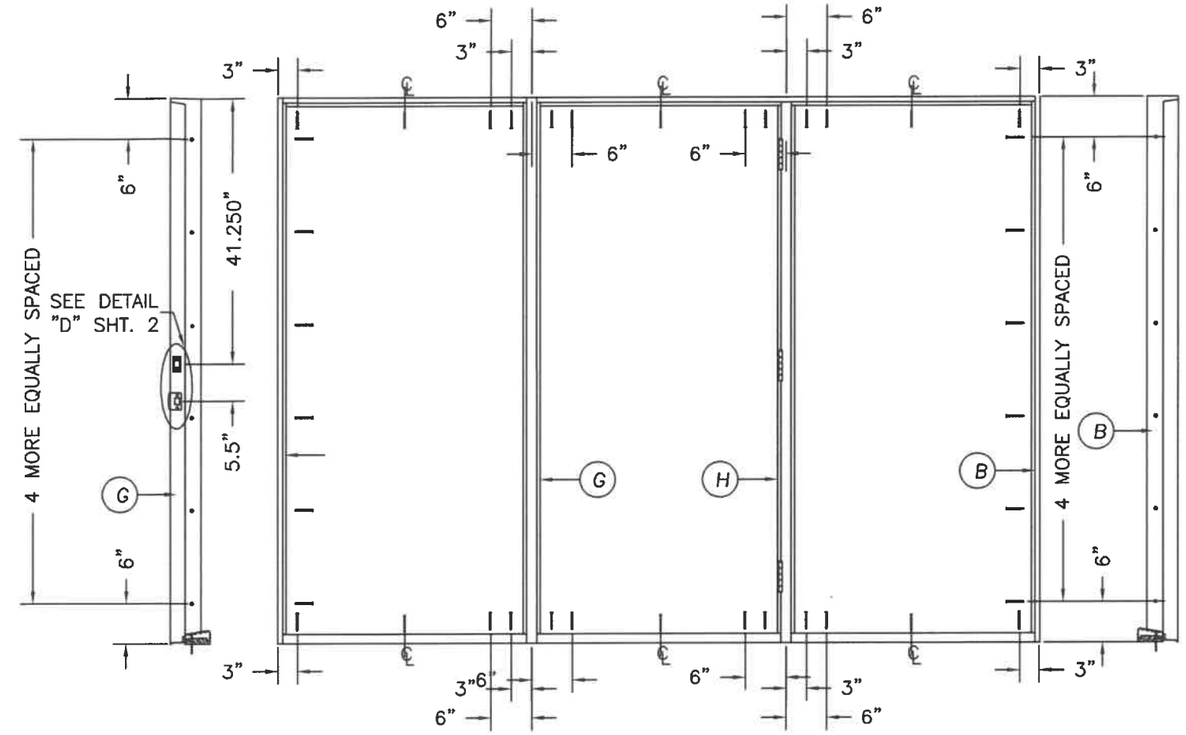

HARDWARE SCHEDULE

1.	KWIKSET SERIES 400 GRADE 3 CYLINDRICAL LATCH AND SERIES 980 GRADE 1 DEADLOCK HARDWARE TO BE INSTALLED AT 5-1/2" CENTERLINE.
2.	4" X 4" FULL MORTISE BUTT HINGES.

ATTACHMENT DETAIL

1. ANCHOR ANALYSIS FOR LOADING CONDITIONS PREPARED, SIGNED AND SEALED BY ROBERTO LOMAS, PE (FLORIDA #62514) WITH THE LOWEST (LEAST) FASTENER RATING FROM THE DIFFERENT FASTENERS BEING CONSIDERED FOR USE. JAMB, HEAD, AND THRESHOLD FASTENERS ANALYZED FOR THIS UNIT INCLUDE #10 WOOD SCREWS OR 1/4" TAPCONS. A PHYSICAL SHIM MUST BE PLACED IN SHIM SPACE AT EACH ANCHOR LOCATION. TAPCON EDGE DISTANCE MIN 2-1/2". WOOD SCREW EDGE DISTANCE MIN 3/4".
2. THE WOOD SCREW SINGLE SHEAR DESIGN VALUES COME FROM ANSI/AF&PA NDA FOR SOUTHERN PINE LUMBER AND ACHEIVEMENT OF 1-1/2" MINIMUM EMBEDMENT. THE TAPCON MUST ACHIEVE MINIMUM EMBEDMENT OF 1-1/4".
3. WOOD BUCKS BY OTHERS MUST BE ANCHORED PROPERLY TO TRANSFER LOADS TO STRUCTURE.
4. MINIMUM DESIGN VALUE STRENGTH OF ANCHORS 155 LBS.

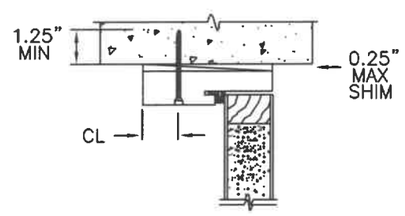

TYPICAL MASONRY ANCHOR INSTALLATION

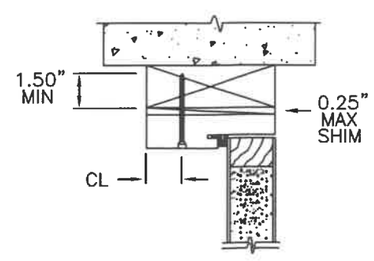

TYPICAL WOOD BUCK ANCHOR INSTALLATION

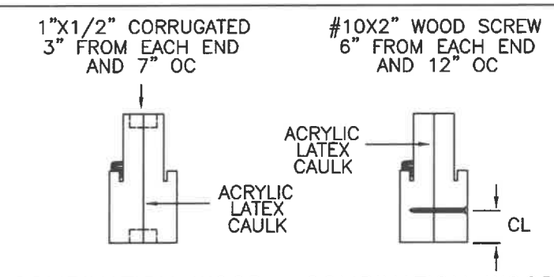

COMBINATION WOOD MULLION (BOXED)

COMBINATION WOOD MULLION (BOXED)

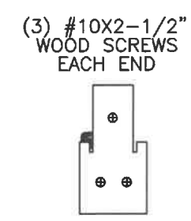

INTEGRAL WOOD MULLION (CHS)

MASONITE INTERNATIONAL CORP.
1955 POWIS ROAD
WEST CHICAGO, IL 60185

PRODUCT: "EXTERIOR DOOR PRODUCT" 6'-8" STEEL-EDGE STEEL GLAZED DOUBLE DOOR UNIT

PART OR ASSEMBLY: ANCHORING LOCATIONS & DETAILS

REVISIONS

NO.	DATE		BY
D	11/21/23	INNERLAYER NOA	SWS
C	7/18/20	INNERLAYER NOA	SWS
B	12/18/18	ADDED ALT GLAZING	SWS
A	4/6/18	ADDED THRESHOLDS	SWS

DATE: 6/21/17
SCALE: N.T.S.
DWG. BY: SWS
CHK. BY:
DRAWING NO.: DWG-MA-FL0223-17
SHEET 3 OF 3