



Florida Product Approval # FL 30339

QUICKEN STEEL
188 GEORGIA PACIFIC DR
CLAXTON, GA 304171

912-549-4050

PR-100 26GA NAIL STRIP Steel Panel over Plywood


Florida Building Code 2017 6th ed.

Compliance: Per Rule 61G20-3 Method: 1-D

Category: Roofing -Subcategory: Metal Roofing NON-HVHZ

Engineer Evaluator
Locke Bowden, P.E.
9450 Ajysbury Place
Montgomery, AL 36117

Engineer Validator
Diane Marotta, P.E.
555 Prospect Road
Oakland, FL 33309



-
- Compliance Statement:** The product as described in this report has demonstrated compliance with the Florida Building Code 2017 6th ed., Sections 1504.3.2, 1507.4.3, 1507.1.1
 - Product Description:** QuickLok **PR-100 26 GA NAIL STRIP Steel Panel**, 16" Width, Roof panels. 1.0 rib height 49ksi Panel restrained with fasteners. **Over 15/32" APA Plywood decking over supports @ 24" O.C.**
 - Material:** Non-structural Application. 26ga steel conforming to Florida Building Code 2017 Section 1507.4.3
Corrosion Resistance: Panel Material shall comply with Florida Building Code 2017, Section 1507.4.3
 - Panel Dimensions:** Panel Widths: 16" width panels. THRU FASTENED #10-12 X 1-1/2" Panclip fastener Wood screw
 - Fastener:** 2017 Section 1506.7. Corrosion Resistant per Florida Building Code 3/4" minimum penetration through bottom of plywood . Plywood supports at maximum 24' O.C.
Design of plywood supports are outside the scope of this evaluation. Must be designed in accordance w/ Florida Building Code 2017.
 - Minimum Slope :** Range Slope per Florida Building Code 2017 6TH ed., in accordance with Manufacturer's commendations.
 - Installation:** Install per manufacturer's recommended details.
 - Underlayment:** Per Manufacturer's installation guidelines per Florida Building Code 2017, CHAPTER 1507, CHART 1507.1.1
 - Fire Classification:** Classification not part of this report.
 - Shear Diaphragm:** Values are outside the scope of this report.
 - Design Procedure:** Based on the dimensions of the structure, applicable wind loads are determined using Chapter 16 of the Florida Building Code 2017 for roof cladding wind loads. These component wind loads for roof cladding are Compared to the allowable pressure listed above. The design professional shall select the applicable erection details to reference in drawings for correct fastener attachment to his structure and analyze the panel fasteners for pullout and pullover. Support framing must be compliant with Florida Building Code 2017 Chapter 22 for steel, Chapter 23 for wood and Chapter 16 for structural loading.



QuickLok PR-100 26GA Nail Strip Steel Panel

Design Uplift Pressures: Uplift Design Pressure: with Safety Factor of 2

-86psf @ 5 1/4" o.c. in nail slots use a continuous bead of Tite Bond sealant used @ the base of the leg of the nailstrip side of the sealant

-57.62psf @ 5-1/4" o.c. in nail slots -No sealant

-Female leg of panel snap-fits to the male leg of the adjacent panel.

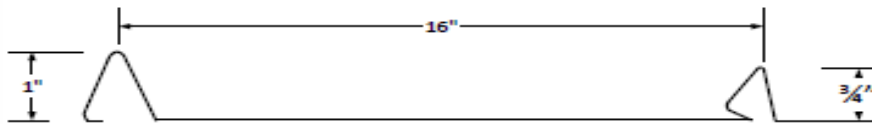
Test References: INTERTEK UL 580-06 - Report #14625.05-450-44-R0

➤ UL-580-06-Test for Uplift Resistance of Roof Assemblies

LIMITATIONS

1. Underlayment to be compliance with current Florida Building Code (FBC)2017 6th ed.. see Chart 1507.1.1
2. Minimum slope to be compliant with Florida Building Code 2017 6th ed., and per with Manufacturer's installation reference.
3. Products are compliant with State of Florida product approval per Rule 61G20-3. Compliance Method: 1-D
4. Engineering analysis for "project specific approval by local authorities w/jurisdiction is allowed by registered engineers.
5. Fire classification is not part of this acceptance. Shear diaphragm values are outside this report.
6. Support framing in compliance w/FBC 2017 6th ed., Chapter 22 Steel, Chapter 23 Wood and Chapter 16 Structural Loading.
7. This report does not imply warranty, installation, recommended product use outside of this report.

PROFILE

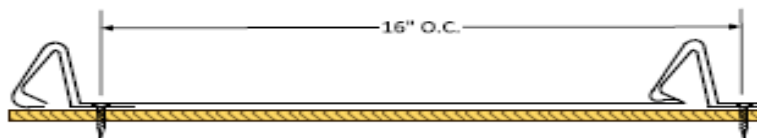


FASTENER PATTERN ALONG VERTICAL SEAM:

METHOD 1: FASTENED @ 5-1/4" O.C.

snap lock-nail strip

METHOD 2: FASTENED @ 5-1/4" O.C. W/ A CONTINUOUS 3/16" BEAD OF TITE BOND SEALANT USED AT THE BASE OF THE LEG OF THE NAIL STRIP SIDE OF THE SEAM



INSTALL DETAILS PER MANUFACTURER'S DETAILS AND IN ACCORDANCE WITH FBC 2017.

Integrity Metal authorizes sharing this report.

Certificate of Independence: Locke Bowden, P.E. does not have nor will acquire financial interest in any company manufacturing or distributing products under this evaluation. Locke Bowden, P.E. is not owned or operated or controlled by any company manufacturing or distributing product under this report.

