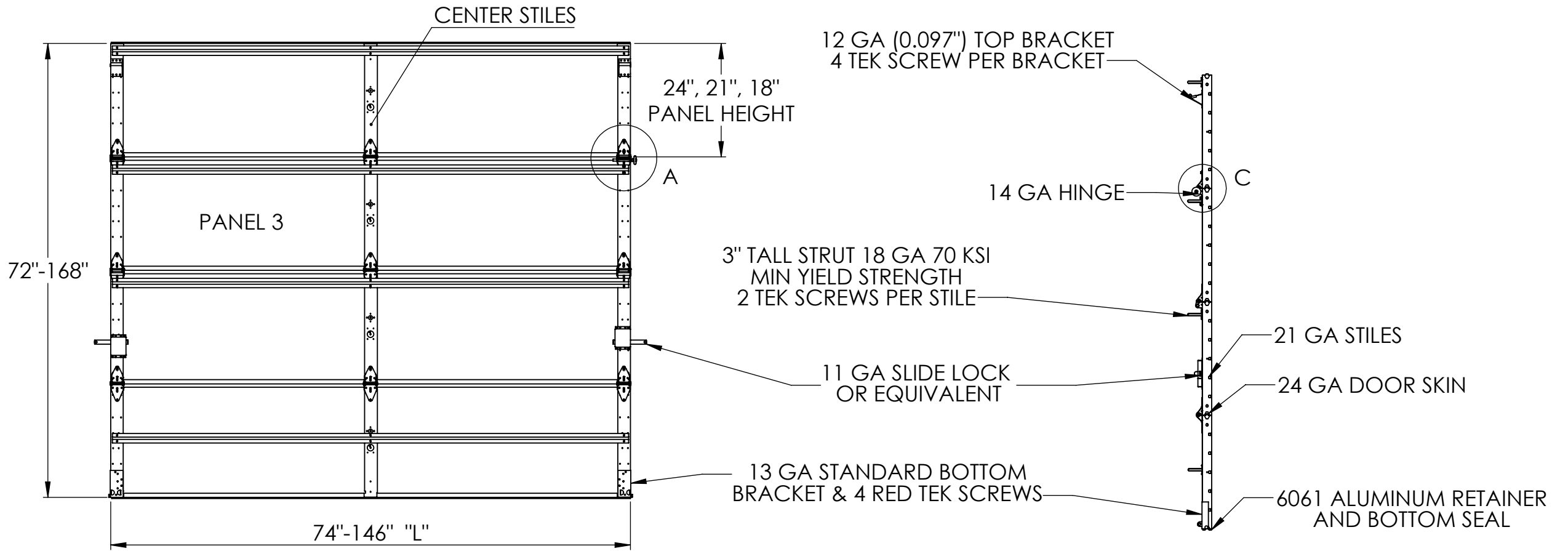


INVICTA MODEL	INVICTA MODEL WITH EPS	STAMP PATTERN	REVISIONS			
			REV.	DESCRIPTION	DATE	APPROVED



NOTES:

- 1. TEK SCREWS 1/4 X 0.75" SELF DRILL SELF TAP USED FOR ALL DOOR PANEL HARDWARE ATTACHMENTS.
- 2. TESTED IN ACCORDANCE WITH DASMA 108. SEE SHEET 2 FOR PSF DESIGN LIMITS.
- 3. EPS INSERTS ARE NOT STRUCTURAL AND ONLY ADD INSULATION AS AN OPTION.
- 4. DOORS UP TO 14' TALL: ADDITIONAL PANELS ARE BUILT LIKE PANEL 3.
- 5. ADDITIONAL ITEMS ATTACHED TO THE DOOR MAY VOID WARRANTY.

Printed copies of this document are not considered signed and sealed and the signature must be verified on any electronic copies.

<div>John E. Scates, PE 8811 Teel Pkwy # 100-5175 Frisco, TX 75036 FL PE 51737 TX PE 56308 / F2203</div>	<div></div>	<div>INVICTA DOOR™</div>			
		DRAWING NO: INV-W-SI-108-1			
		DESCRIPTION: PRESS RATED PAN DOOR (6-12') DASMA 108			
		DATE: 12/18/2024			
		SHEET 1 OF 2			
		DRAWN BY		DATE	10/23/24
		CHECKED BY	SD	DATE	12/17/24

5/16 X 1-5/8 LAG SCREWS WITH FLANGE
3 LAG SCRES PER FLAG BRACKET
1 LAG SCREW PER JAMB BRACKET

HORIZONTAL TRACK

STANDARD 11 GA
FLAG BRACKETS &
14 GA JAMB BRACKETS

TOP DETAIL
SCALE 1 : 4

DOOR OVERLAPS
BUILDING JAMB 1"

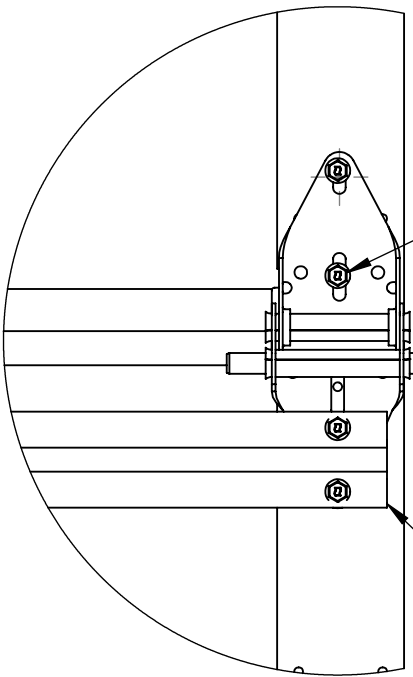
JAMB BRACKET

JAMB BRACKER
DETAIL
SCALE 1 : 4

1/4 X 5/8" TRACK
BOLT & NUT

OR QTY 2
1/4" RIVETS

.07" VERTICAL TRACK

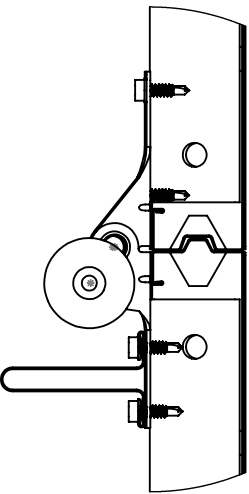


DETAIL A
SCALE 1 : 4

4 TEK 1/4" SCREWS
PER OUTSIDE HINGE

10 BALL ROLLER 4" STEM

STRUT MOUNTED ON
BOTTOM OF HINGE



DETAIL C
SCALE 1 : 4

DOOR OPENING WIDTH	+PSF	-PSF	NUMBER OF CENTER STILES	
			MODELS W1106, W1406, W1114, W1414	OTHER MODELS
6'	30.00	-33.90	1	1
7'	24.71	-29.06	1	1
8'	22.50	-25.43	1	1
9'	20.00	-22.60	1	1
10'	18.00	-20.34	2	1
11'	16.36	-18.49	2	2
12'	15.00	-16.95	2	2

JAMB BRACKET TABLE

DOOR HEIGHT	JAM BRACKET HEIGHT	JAMB ID
14'	142" (+-2")	#10
11'	106" (+-2")	#9
9'	82" (+-2")	#8
7' & 8'	58" (+-2")	#7
	34" (+-2")	#6
	10" (+-2")	#5
GROUND		

NOTES CONTINUED:

6. VERTICAL AND HIGH LIFT DOORS ARE ALSO APPROVED OPTIONS WITH
TRACK CLIPS AND SPLICE PLATES.

John E. Scates, PE
8811 Teel Pkwy # 100-5175
Frisco, TX 75036
FL PE 51737
TX PE 56308 / F2203



DRAWING NO: INV-W-SI-108-1
DESCRIPTION: PRESS RATED PAN
DOOR (6-12') DASMA 108

DATE: 12/18/2024
SHEET 2 OF 2

DRAWN BY		DATE	10/23/24
CHECKED BY	SD	DATE	12/17/24