

APPENDIX 1: ATTACHMENT REQUIREMENTS FOR WIND UPLIFT RESISTANCE

TABLE	DECK	APPLICATION	TYPE	DESCRIPTION	PAGE
1A	Wood	New, Reroof (Tear-Off) or Recover	B-1	Mechanically Attached Base Insulation, Bonded Top Insulation, Bonded Roof Cover	7
1B	Wood	New or Reroof (Tear-Off)	B-3	Mechanically Attached Anchor Sheet, Bonded Insulation, Bonded Roof Cover	8
1C	Wood	New, Reroof (Tear-Off) or Recover	B-3	Mechanically Attached Anchor Sheet, Bonded Insulation, Bonded Roof Cover	11
1D	Wood	New, Reroof (Tear-Off) or Recover	C-1	Mechanically Attached Insulation, Bonded Roof Cover	14
1E	Wood	New, Reroof (Tear-Off) or Recover	C-2	Induction Welded Roof Cover	16
1F	Wood	New, Reroof (Tear-Off) or Recover	D-1	Insulated, Mechanically Attached Roof Cover	17
1G	Wood	New, Reroof (Tear-Off) or Recover	D-2	Insulated, Mechanically Attached Base Sheet, Bonded Roof Cover	18
1H	Wood	New, Reroof (Tear-Off) or Recover	E-1	Non-Insulated, Mechanically Attached Roof Cover	18
1I	Wood	New, Reroof (Tear-Off) or Recover	E-2	Non-Insulated, Mechanically Attached Base Sheet, Bonded Roof Cover	19
2A	Steel	New or Reroof (Tear-Off)	A-1	Bonded Insulation, Bonded Roof Cover	21
2B	Steel or Structural concrete	New, Reroof (Tear-Off) or Recover	B-1	Mechanically Attached Base Insulation, Bonded Top Insulation, Bonded Roof Cover	21
2C	Steel or Structural concrete	New, Reroof (Tear-Off) or Recover	B-1	Mechanically Attached Base Insulation, Bonded Top Insulation, Bonded Base and Cap Ply	33
2D	Steel	New or Reroof (Tear-Off)	B-2	Mechanically Attached Thermal Barrier, Bonded Vapor Barrier, Bonded Insulation, Bonded Roof Cover	35
2E	Steel or Structural concrete	New, Reroof (Tear-Off) or Recover	C-1	Mechanically Attached Insulation, Bonded Roof Cover	44
2F	Steel or Structural concrete	New, Reroof (Tear-Off) or Recover	C-1	Mechanically Attached Insulation, Bonded Base and Cap Ply	73
2G	Steel or Structural concrete	New, Reroof (Tear-Off) or Recover	C-1A	Thermal Barrier with Vapor Barrier, Mechanically Attached Insulation, Bonded Roof Cover	75
2H	Steel or Structural concrete	New, Reroof (Tear-Off) or Recover	C-2	Induction Welded Roof Cover	80
2I	Steel or Structural concrete	New, Reroof (Tear-Off) or Recover	D-1	Insulated, Mechanically Attached Roof Cover	82
2J	Steel or Structural concrete	New, Reroof (Tear-Off) or Recover	D-2	Insulated, Mechanically Attached Base Sheet, Bonded Roof Cover	86
3A	Structural concrete	New or Reroof (Tear-Off)	A-1	Bonded Insulation, Bonded Roof Cover	87
3B	Structural concrete	New or Reroof (Tear-Off)	A-1	Bonded Insulation, Bonded Base and Cap Ply	109
3C	Structural concrete	New, Reroof (Tear-Off) or Recover	F	Non-Insulated, Bonded Roof Cover	110
4A	Deck with Lightweight Concrete	New or Reroof (Tear-Off)	A-1	LWC to Deck, Bonded Insulation, Bonded Roof Cover	111
4B	Deck with Lightweight Concrete	New or Reroof (Tear-Off)	B-3	LWC to Deck, Mechanically Attached Anchor Sheet, Bonded Insulation, Bonded Roof Cover	114
4C	Deck with Lightweight Concrete	New or Reroof (Tear-Off)	B-3	LWC to Deck, Mechanically Attached Anchor Sheet, Bonded Insulation, Bonded Roof Cover	115
4D	Deck with Lightweight Concrete	New, Reroof (Tear-Off) or Recover	C-2	LWC to Deck, Optional Insulation, Through-attached Induction Welded Roof Cover	116
4E	Deck with Lightweight Concrete	New, Reroof (Tear-Off) or Recover	D-1	LWC to Deck, Through-attached Mechanically Attached Roof Cover	116
4F	Deck with Lightweight Concrete	New, Reroof (Tear-Off) or Recover	D-1	LWC to Deck, Through-attached Mechanically Attached Roof Cover	118
4G	Deck with Lightweight Concrete	New or Reroof (Tear Off)	E-2	LWC to Deck, Mechanically Attached Base Sheet, Bonded Roof Cover	119
4H	Deck with Lightweight Concrete	New or Reroof (Tear Off)	F	LWC to Deck, Bonded Roof Cover	121
4I	Deck with Lightweight Concrete	New or Reroof (Tear Off)	F	LWC to Deck, Bonded Roof Cover	121
4J	Deck with Lightweight Concrete	New or Reroof (Tear Off)	F	LWC to Deck, Bonded Base and Cap Ply	123
4K	Deck with Lightweight Concrete	New or Reroof (Tear Off)	F	Vapor Barrier to Deck, LWC to Vapor Barrier, Bonded Roof Cover	123
5A	Cementitious wood fiber	New or Reroof (Tear-Off)	A-1	Bonded Insulation, Bonded Roof Cover	124
5B	Cementitious wood fiber	New, Reroof (Tear-Off) or Recover	C-1	Mechanically Attached Insulation, Bonded Roof Cover	125
5C	Cementitious wood fiber	New or Reroof (Tear-Off)	F	Non-Insulated, Bonded Roof Cover	125
6A	Existing gypsum	Reroof (Tear-Off)	A-1	Bonded Insulation, Bonded Roof Cover	126
6B	Existing gypsum	Reroof (Tear-Off)	B-1	Mechanically Attached Base Insulation, Bonded Top Insulation, Bonded Roof Cover	128
6C	Existing gypsum	Reroof (Tear-Off)	B-3	Mechanically Attached Anchor Sheet, Bonded Insulation, Bonded Roof Cover	133
6D	Existing gypsum	Reroof (Tear-Off)	C-1	Mechanically Attached Insulation, Bonded Roof Cover	133
6E	Existing gypsum	Reroof (Tear-Off)	F	Non-Insulated, Bonded Roof Cover	135
7A	Various	Recover	A-1	Bonded Insulation, Bonded Roof Cover	136
7B	Wood or Steel	Recover	C-2	Induction Welded Roof Cover	170
7C	Steel	Recover	D-1	Insulated, Mechanically Attached Roof Cover	171
7D	Various	Recover	F	Non-Insulated, Bonded Roof Cover	172
8A/8B	Guidance / Limitations for use of Hilti fasteners in Type B steel deck securement beneath GAF roof systems				173

The following notes apply to the systems outlined herein:

- The roof system evaluation herein pertains to above-deck roof components. Roof decks and structural members shall be in accordance with FBC HVHZ requirements to the satisfaction of the Authority Having Jurisdiction. Deck-attachment details pertain to 'as-tested' conditions under [Testing Application Standard](#) TAS 114, Appendix J. [Tables 8A and 8B](#) provide guidance / limitations associated with use of fasteners from Hilti, Inc. to secure steel decking to structural members.
- Unless otherwise noted, fasteners and stress plates shall be as follows. Fasteners shall be of sufficient length for the following engagements:

FASTENER/PLATE OPTIONS			
DECK TYPE	BY	PARTS	MINIMUM ENGAGEMENT
Wood	GAF	Drill-Tec #12 Fastener, Drill-Tec #12 DP Fastener, Drill-Tec #12 DPH Fastener, Drill-Tec #14 Fastener or Drill-Tec #14 HD Fastener with Drill-Tec 3" Standard Steel Plate, Drill-Tec 3" Steel Plate or Drill-Tec AccuTrac Flat Plate, Drill-Tec AccuTrac Recessed Plate (insulation only), Drill-Tec 3" Flat Steel Plate or Drill-Tec 3" Recessed Steel Plate; Drill-Tec ASAP 3S; Drill-Tec Heavy Duty ASAP Roofing Fastener Assembled with a 3" Metal Plate; Drill-Tec 3" ASAP Flat or Drill-Tec 3" ASAP Recessed	Minimum ¼-inch plywood penetration or minimum 1-inch wood plank embedment
Steel	GAF	Drill-Tec #12 Fastener, Drill-Tec #12 DP Fastener, Drill-Tec #12 DPH Fastener, Drill-Tec #14 Fastener, Drill-Tec #14 HD Fastener, Drill-Tec XHD Fastener or Drill-Tec #15 EHD Fastener with Drill-Tec 3" Standard Steel Plate, Drill-Tec 3" Steel Plate or Drill-Tec AccuTrac Flat Plate or Drill-Tec AccuTrac Recessed Plate (insulation only), Drill-Tec 3" Flat Steel Plate or Drill-Tec 3" Recessed Steel Plate; Drill-Tec ASAP 3S; Drill-Tec Heavy Duty ASAP Roofing Fastener Assembled with a 3" Metal Plate; Drill-Tec Extra Heavy Duty ASAP Roofing Fastener – Insulation; ; Drill-Tec 3" ASAP Flat or Drill-Tec 3" ASAP Recessed	Minimum ¼-inch steel penetration and engage the top flute of the steel deck
	Note:	Unless otherwise noted, Drill Tec #12 DF Fastener or Drill Tec #14 DF Fastener with Drill Tec 3" DF Steel Insulation Plate may be used in place of Drill-Tec #12 Fastener or Drill-Tec #14 Fastener with Drill-Tec 3" Standard Steel Plate when used to secure DensDeck Prime, SECUROCK Gypsum-Fiber Roof Board or SECUROCK Ultralight Coated Glass-Mat Roof Board to steel deck, up to a maximum allowable design pressure (MDP) of -120.0 psf.	
	Note:	Unless otherwise noted, Drill Tec #12 DF Fastener or Drill Tec #14 DF Fastener with Drill Tec 3" DF Steel Insulation Plate may be used in place of Drill-Tec #12 Fastener or Drill-Tec #14 Fastener with Drill-Tec 3" Standard Steel Plate when used to secure min. 0.5-inch thick Structodek High Density Fiberboard Roof Insulation, EnergyGuard HD Polyiso Insulation or EnergyGuard HD Plus Polyiso Insulation, 0.75-inch EnergyGuard Perlite Roof Insulation (homogeneous) or min. 1.5-inch EnergyGuard POLYISO INSULATION or EnergyGuard Ultra Polyiso Insulation to steel deck.	
Structural Concrete	GAF	Drill-Tec #14 Fastener, Drill-Tec #14 HD Fastener or Drill-Tec CD-10 with Drill-Tec 3" Standard Steel Plate, Drill-Tec 3" Steel Plate or Drill-Tec AccuTrac Flat Plate or Drill-Tec AccuTrac Recessed Plate (insulation only), Drill-Tec 3" Flat Steel Plate or Drill-Tec 3" Recessed Steel Plate; Drill-Tec Heavy Duty ASAP Roofing Fastener Assembled with a 3" Metal Plate or Drill-Tec 3" ASAP Flat (#14 only)	Minimum 1.25-inch embedment. Fasteners installed with a pilot hole in accordance with the fastener manufacturer's published installation instructions
	Note:	Unless otherwise noted, Drill Tec #14 DF Fastener with Drill Tec 3" DF Steel Insulation Plate may be used in place of Drill-Tec #14 Fastener with Drill-Tec 3" Standard Steel Plate when used to secure DensDeck Prime, SECUROCK Gypsum-Fiber Roof Board or SECUROCK Ultralight Coated Glass-Mat Roof Board to structural concrete deck, up to a maximum allowable design pressure (MDP) of -120.0 psf.	
	Note:	Unless otherwise noted, Drill Tec #14 DF Fastener with Drill Tec 3" DF Steel Insulation Plate may be used in place of Drill-Tec #14 Fastener with Drill-Tec 3" Standard Steel Plate when used to secure min. 0.5-inch thick Structodek High Density Fiberboard Roof Insulation, EnergyGuard HD Polyiso Insulation or EnergyGuard HD Plus Polyiso Insulation, 0.75-inch EnergyGuard Perlite Roof Insulation (homogeneous) or min. 1.5-inch EnergyGuard POLYISO INSULATION or EnergyGuard Ultra Polyiso Insulation to structural concrete deck.	

- Unless otherwise noted, insulation may be any one layer or combination of FBC Approved (Local or Statewide) board(s) that meet FBC HVHZ 1516 and, for foam plastic, FBC Chapter 26, when installed with the roof cover.
- Minimum 200 psi, minimum 2-inch thick FBC HVHZ Approved lightweight insulating concrete may be substituted for, or installed below, rigid insulation board for System Types B-1, C-1, C-2, D-1 or D-2, whereby fasteners are installed through the lightweight insulating concrete to engage the structural deck. The structural deck shall be of equal or greater type, thickness and strength to the steel and structural concrete deck listings. Roof decks and structural members shall be in accordance with FBC requirements to the satisfaction of the Authority Having Jurisdiction. This is a wind uplift resistance allowance and does not purport to address non-wind-uplift-related issues, such as deck venting or moisture levels within the LWIC and the potential effect on overlying components. If mechanical attachment to the structural deck through lightweight insulating concrete is proposed, field withdrawal resistance testing shall be performed to confirm equivalent or determine enhanced fastening patterns and density. All testing and fastening design shall be in compliance with [Testing Application Standard](#) TAS 105 and [Roofing Application Standard](#) RAS 117 and/or RAS 137. Calculations shall be prepared, signed and sealed by a qualified design professional.
- Preliminary insulation attachment: Unless otherwise noted, use FBC HVHZ Approved roofing fasteners and plates; minimum four per 4 x 8 ft board or minimum two per 4 x 4 ft board.

- 6 Unless otherwise noted, insulation adhesive application rates are as follows.
 Ribbon or bead width is at the time of application; the ribbons/beads shall expand as noted in the manufacturer’s published instructions.
 If applying hot asphalt to concrete deck, deck shall be primed with ASTM D41 primer.

When multiple layers(s) of insulation and/or coverboard are installed in ribbon-applied adhesive, board joints shall be staggered.
 The maximum edge distance from the adhesive ribbon to the edge of the insulation board shall be not less than one-half the specified ribbons spacing.

INSULATION ADHESIVE REFERENCES				
By	ADHESIVE	REFERENCE	FBC FILE OR NOA	MINIMUM RATE
GAF	GAF LRF Adhesive M	‘LRF-M’	N/A	Continuous 0.75 to 1-inch ribbons, 12-inch o.c.
GAF	GAF LRF Adhesive M Canister	‘LRF-M Canister’	N/A	Continuous 1 to 1.5-inch ribbons, 12-inch o.c.
GAF	GAF LRF Adhesive XF	‘LRF-XF’	N/A	Continuous 0.75 to 1-inch ribbons, 12-inch o.c.
OMG, Inc.	OlyBond 500 Adhesive Fastener	‘OB500’	NOA 22-0519.04	Continuous 0.75-inch wide ribbons, 12-inch o.c. (PaceCart, SpotShot or Canister)
Generic, ASTM D312, Type IV	hot asphalt	N/A	N/A	Full coverage at 25-30 lbs/square

- 7 Unless otherwise noted, all insulations are flat-stock or taper board of the minimum thickness noted. Tapered polyisocyanurate at the following thickness limitations may be substituted with the following Maximum Design Pressure (MDP) limitations. In no case shall these values be used to ‘increase’ the MDP listings in the tables; rather if MDP listing below meets or exceeds that listed for a particular system in the tables, then the thinner board listed below may be used as a drop-in for the equivalent thicker material listed in the table.

MDP LIMITATIONS FOR TAPERED POLYISOCYANURATE INSULATIONS				
ADHESIVE	INSULATION		MIN. TAPERED THICKNESS (IN)	MDP (psf)
	LISTED PRODUCT	FBC FILE OR NOA		
LRF-M	EnergyGuard Polyiso Insulation, EnergyGuard Ultra Polyiso Insulation	NOA 22-1202.06	0.5	-232.5
LRF-XF	EnergyGuard Polyiso Insulation, EnergyGuard Ultra Polyiso Insulation	NOA 22-1202.06	0.5	-292.5
LRF-XF	EnergyGuard RA	NOA 23-0130.03	0.5	-487.5
OB500	EnergyGuard Polyiso Insulation, EnergyGuard Ultra Polyiso Insulation	NOA 22-1202.06	0.5	-292.5
OB500	EnergyGuard RH	NOA 19-1017.09	0.5	-315.0
OB500	EnergyGuard RN	NOA 18-1126.10	0.5	-315.0
OB500	EnergyGuard RA	NOA 23-0130.03	0.5	-487.5
Hot asphalt	Any EnergyGuard polyisocyanurate listed with adhesive herein	Various	0.5	-240.0

- 8 Bonded polyisocyanurate insulation boards shall be maximum 4 x 4 ft.
- 9 For mechanically attached components, the maximum design pressure for the selected assembly shall meet or exceed at least the Zone 1 PRIME design pressure determined in accordance with [FBC HVHZ 1620 or Roofing Application Standard RAS 128](#). Elevated pressure zones shall employ an attachment density designed by a qualified design professional to resist the elevated pressure criteria in accordance with [Roofing Application Standard RAS 117 or RAS 137](#). *This extrapolation is not permitted for systems marked with an asterisk*
- 10 For assemblies marked with an asterisk*, the maximum design pressure for the selected assembly shall meet or exceed critical design pressure determined in accordance with FBC Chapter 16. No rational analysis is permitted for these systems.
- 11 For mechanically attached components over existing decks, fasteners shall be tested in the existing deck for withdrawal resistance in accordance with [Testing Application Standard TAS 105](#). A qualified design professional shall review the data for comparison to the minimum requirements for the system. Should the fastener resistance be less than that required, a revised fastener spacing – prepared, signed and sealed by a qualified design professional in accordance with [Roofing Application Standard RAS 117 or RAS 137](#) – may be submitted to the Building Official for review and acceptance.

- 12 Refer to FBC HVHZ 1521 for requirements and limitations regarding recover installations. For bonded insulation or membrane over existing substrates in a re-roof (tear off) or recover installation, the existing deck or existing roof surface shall be examined for compatibility with the adhesive to be installed. If any surface conditions exist that bring system performance into question, field uplift testing shall be conducted on mock-ups of the proposed new roof assembly. For bonded insulation or membrane over existing substrates in a recover installation, the existing roof system shall be capable of resisting project design pressures on its own merit to the satisfaction of the Authority Having Jurisdiction, as documented through field uplift testing in accordance with [Testing Application Standard](#) TAS 124.
- 13 For Structural Concrete Deck or Recover Applications using System Type C-1 the base insulation layer is optional and for System Type C-2, D-1 or D-2, the insulation is optional. Alternatively, an FBC HVHZ Approved insulation board or coverboard may be used as a separation layer. Board products shall be preliminarily attached prior to roof cover installation ([Note 5](#)). The separator component shall be documented as meeting FBC HVHZ 1516 and, for foam plastic, FBC Chapter 26, when installed with the roof cover in Recover applications.
- 14 Lightweight insulating concrete (LWIC) shall be cast in accordance with FBC Section 1917 to the satisfaction of the Authority Having Jurisdiction. For systems where specific LWIC is referenced, refer to current LWIC FBC HVHZ Product Approval for specific deck construction and limitations. Unless otherwise noted, for systems where specific LWIC is not referenced, the minimum design mix shall be 300 psi. In all cases, the minimum top-coat thickness is 2-inches. For LWIC over structural concrete, reference is made to FBC Section 1917.4.1, Point 1. For “pre-existent” LWIC references, listings were established through testing over lightweight concrete cast using only foaming agent (ASTM C896), water and Portland cement (ASTM C150), with no proprietary additives, in accordance with procedures adopted by Miami-Dade BCCO (FBC CER1592). Use of these listings in new construction or re-roof (tear-off) applications is at the discretion of the Designer or Record and Authority Having Jurisdiction.
- 15 For bonded membrane applications, unless otherwise noted, refer to the following.

MEMBRANE / ADHESIVE COMBINATIONS				
REFERENCE	MEMBRANE	ADHESIVE	APPLICATION	RATE
TPOFDM-SA	EverGuard Freedom TPO	self-adhering	self-adhering	self-adhering
TPO-SA	EverGuard SA TPO	self-adhering	self-adhering	self-adhering
TPO-1121	EverGuard TPO	EverGuard TPO 1121 Bonding Adhesive	Contact (both sides)	0.8 to 1.0 gal/square/surface. For use over SECUROCK Gypsum-Fiber Roof Board, the application rate changes to 1.2 to 1.67 gal/sq/surface
TPO-3SQ	EverGuard TPO	EverGuard TPO 3 Square Low VOC Bonding Adhesive	Contact (both sides)	0.84 gal/square/surface
TPO-6SQ	EverGuard TPO	EverGuard TPO 6 Square Low VOC Bonding Adhesive	Contact (both sides)	0.46 gal/square/surface
TPO-QSA	EverGuard TPO	EverGuard TPO Quick Spray Adhesive	Contact (both sides)	Total application rate: ~0.71 lbs/sq (dry rate).
TPO-QSALV50	EverGuard TPO	EverGuard TPO Quick Spray Adhesive LV 50	Contact (both sides)	Total application rate: ~0.84 lbs/sq (dry-rate).
TPO-WB	EverGuard TPO	EverGuard WB181 Bonding Adhesive	Contact (both sides)	To polyisocyanurate or Structodek High Density Fiberboard Roof Insulation, Fiber Base HD1 or Fiber Base HD6 at 0.63 gal/square and roof cover underside at 0.21 gal/square. To DensDeck Prime or SECUROCK Gypsum-Fiber Roof Board at 0.63 to 0.75 gal/square and roof cover underside at 0.21 to 0.25 gal/square
TPOFB-HA1	EverGuard TPO Fleece-Back Membrane	hot asphalt	Wet lay (substrate)	25 lbs/square
TPOFB-HA2	EverGuard TPO Fleece-Back Membrane 100, 115 or 135			
TPOFB-LM1	EverGuard TPO Fleece-Back Membrane			
TPOFB-LM2	EverGuard TPO Fleece-Back Membrane 100, 115 or 135	GAF LRF Adhesive M	Wet lay (substrate)	1-inch wide ribbons spaced as noted in tables herein. Note: The adhesive ribbons are located directly over the adhesive ribbons used to secure the insulation when the cover is bonded to insulation less than 1.5-inch thick.
TPOFB-LO1	EverGuard TPO Fleece-Back Membrane	GAF LRF Adhesive O	Wet lay (substrate)	1-inch wide ribbons spaced as noted in tables herein. Note: The adhesive ribbons are located directly over the adhesive ribbons used to secure the insulation when the cover is bonded to insulation less than 1.5-inch thick.
TPOFB-LO2	EverGuard TPO Fleece-Back Membrane 100, 115 or 135			
TPOFB-OB1	EverGuard TPO Fleece-Back Membrane	OlyBond 500 Canister	Wet lay (substrate)	“Spatter pattern” at 0.32 gal/square (to insulation, coverboard or Tectum) “Spatter pattern” at 0.83 gal/square (to asphaltic base ply membrane).
TPOFB-OB2	EverGuard TPO Fleece-Back Membrane 100, 115 or 135			
TPOFB-XF1	EverGuard TPO Fleece-Back Membrane	GAF LRF Adhesive XF	Wet lay (substrate)	“Spatter pattern” at 3.0 lbs/sq.
TPOFB-XF2	EverGuard TPO Fleece-Back Membrane 100, 115 or 135			

MEMBRANE / ADHESIVE COMBINATIONS				
REFERENCE	MEMBRANE	ADHESIVE	APPLICATION	RATE
TPOFB-WB	EverGuard TPO Fleece-Back Membrane	EverGuard WB181 Bonding Adhesive	Wet lay (substrate)	0.83 to 1.0 gal/square
BP-AA	One or two plies GAFGLAS #75 Base Sheet, Tri-Ply #75 Base Sheet or GAFGLAS #80 Ultima Base Sheet	Hot asphalt		25 lbs/square
SBS-AA	One or two plies Ruberoid 20 Smooth, Ruberoid Mop Smooth or Ruberoid Mop Smooth 1.5	Hot asphalt		25 lbs/square
SBS-SA	LIBERTY SBS Self-Adhering Cap Sheet	Self-adhering		Full bond
SBS-TA	One or two plies Ruberoid HW 25 Smooth or Ruberoid HW Smooth	Torch-applied		Full bond

- 15A For single-ply membranes in System Type D-1 steel deck applications, the roof membrane shall be run with its length perpendicular to the steel deck flutes.
- 15B For System Type C-2 (induction weld), care shall be taken to ensure that the plates do not line-up with membrane seams. This condition may preclude proper induction welding of the membrane to the plates.
- 15C The “Triposite Roofing System” noted herein consists of loose-laid GAFGLAS Stratavent Perforated Venting Base Sheet, followed by asphalt-applied one (1) or two (2) plies of Ruberoid 20 Smooth or three (3) plies of GAFGLAS FlexPly 6 or GAFGLAS FlexPly 6 M, followed by asphalt-applied EverGuard TPO Fleece-Back Membrane or EverGuard TPO Fleece-Back Membrane 100, 115 or 135 with 1-5/8” heat welded side laps.
- 15D Unless otherwise noted, the “Hybrid Roofing System” noted herein consists of asphalt-applied Ruberoid 20 Smooth, Ruberoid Mop Smooth, Ruberoid Mop Smooth 1.5, GAFGLAS #75 Base Sheet, Tri-Ply #75 Base Sheet or GAFGLAS #80 Ultima Base Sheet followed by asphalt-applied EverGuard TPO Fleece-Back Membrane or EverGuard TPO Fleece-Back Membrane 100, 115 or 135 .
- 16 **Thermal Barrier and/or Vapor Barrier Options:**
- 16A **Structural Concrete Decks:** The lesser of the MDP listings below vs. that for the selected assembly applies.

VAPOR BARRIER OPTIONS; STRUCTURAL CONCRETE DECK; FOLLOWED BY ADHESIVE-APPLIED INSULATION					
OPTION #	PRIMER	VAPOR BARRIER		INSULATION ADHESIVE PER TABLE 3A OR 3B	MDP (PSF)
		TYPE (NOTE 15)	APPLICATION		
C-VB-1.	Matrix 307 Premium Asphalt Primer or ASTM D41 primer	Ruberoid Torch Granule	Torch-applied	Hot asphalt	-225.0
C-VB-2.	Matrix 307 Premium Asphalt Primer or ASTM D41 primer	BP-AA	Hot asphalt applied	Hot asphalt	-360.0
C-VB-3.	Matrix 307 Premium Asphalt Primer or ASTM D41 primer	One or two plies, GAFGLAS Ply 4, GAFGLAS Ply 4 M, Tri-Ply Ply 4 Ply Sheet, GAFGLAS FlexPly 6 or GAFGLAS FlexPly 6 M or SBS-AA	Hot asphalt applied	Hot asphalt	-495.0
C-VB-4.	None	GAF SA Vapor Retarder XL	Self-adhering	LRF-M, 12-inch o.c.	-112.5
C-VB-5.	Matrix 307 Premium Asphalt Primer or ASTM D41 primer	SBS-TA	Torch-applied	LRF-M, 12-inch o.c.	-180.0
C-VB-6.	GAF SA Primer, TPO QSA or TPO QSA LV50	GAF SA Vapor Retarder	Self-adhering	LRF-M, 12-inch o.c.	-202.5
C-VB-7.	Matrix 307 Premium Asphalt Primer or ASTM D41 primer	BP-AA, one or two GAFGLAS Ply 4, GAFGLAS Ply 4 M, Tri-Ply Ply 4 Ply Sheet, GAFGLAS FlexPly 6 or GAFGLAS FlexPly 6 M or SBS-AA	Hot asphalt applied	LRF-M, 12-inch o.c.	-495.0
C-VB-8.	None	GAF SA Vapor Retarder XL	Self-adhering	LRF-XF 12-inch o.c.	-112.5
C-VB-9.	Matrix 307 Premium Asphalt Primer or ASTM D41 primer	Ruberoid Torch Granule	Torch-applied	LRF-XF, 12-inch o.c.	-169.0
C-VB-10.	Matrix 307 Premium Asphalt Primer or ASTM D41 primer	SBS-TA	Torch-applied	LRF-XF, 12-inch o.c.	-180.0
C-VB-11.	GAF SA Primer, TPO QSA or TPO QSA LV50	GAF SA Vapor Retarder	Self-adhering	LRF-XF, 12-inch o.c.	-202.5
C-VB-12.	Matrix 307 Premium Asphalt Primer or ASTM D41 primer	SBS-SA	Self-adhering	LRF-XF, 12-inch o.c.	-250.0
C-VB-13.	Matrix 307 Premium Asphalt Primer or ASTM D41 primer	One or two plies, GAFGLAS #75 Base Sheet, Tri-Ply #75 Base Sheet, GAFGLAS Ply 4, GAFGLAS Ply 4 M, Tri-Ply Ply 4 Ply Sheet, GAFGLAS FlexPly 6 or GAFGLAS FlexPly 6 M or one ply Ruberoid 20 Smooth	Hot asphalt applied	LRF-XF, 12-inch o.c.	-262.5

VAPOR BARRIER OPTIONS; STRUCTURAL CONCRETE DECK; FOLLOWED BY ADHESIVE-APPLIED INSULATION					
OPTION #	PRIMER	VAPOR BARRIER		INSULATION ADHESIVE PER TABLE 3A OR 3B	MDP (PSF)
		TYPE (NOTE 15)	APPLICATION		
C-VB-14.	Matrix 307 Premium Asphalt Primer or ASTM D41 primer	Ruberoid 30	Hot asphalt applied	LRF-XF, 12-inch o.c.	-270.0
C-VB-15.	None	GAF SA Vapor Retarder XL	Self-adhering	OB500, 12-inch o.c.	-127.5
C-VB-16.	Matrix 307 Premium Asphalt Primer or ASTM D41 primer	Ruberoid Torch Smooth	Torch-applied	OB500, 12-inch o.c.	-165.0
C-VB-17.	Matrix 307 Premium Asphalt Primer or ASTM D41 primer	Ruberoid HW 25 Smooth	Torch-applied	OB500, 12-inch o.c.	-180.0
C-VB-18.	Matrix 307 Premium Asphalt Primer or ASTM D41 primer	SBS-SA	Self-adhering	OB500, 12-inch o.c.	-187.5
C-VB-19.	Matrix 307 Premium Asphalt Primer or ASTM D41 primer	Ruberoid 20 Smooth	Matrix 102 SBS Membrane Adhesive at 1.5 gal/square	OB500, 12-inch o.c.	-202.5
C-VB-20.	GAF SA Primer, TPO QSA or TPO QSA LV50	GAF SA Vapor Retarder	Self-adhering	OB500, 12-inch o.c.	-202.5
C-VB-21.	Matrix 307 Premium Asphalt Primer or ASTM D41 primer	Ruberoid Torch Granule	Torch-applied	OB500, 12-inch o.c.	-225.0
C-VB-22.	Matrix 307 Premium Asphalt Primer or ASTM D41 primer	Ruberoid HW Smooth	Torch-applied	OB500, 12-inch o.c.	-232.5
C-VB-23.	Matrix 307 Premium Asphalt Primer or ASTM D41 primer	One or two plies, GAFGLAS #75 Base Sheet, Tri-Ply #75 Base Sheet, GAFGLAS Ply 4, GAFGLAS Ply 4 M, Tri-Ply Ply 4 Ply Sheet, GAFGLAS FlexPly 6 or GAFGLAS FlexPly 6 M or one ply Ruberoid 20 Smooth	Hot asphalt applied	OB500, 12-inch o.c.	-352.5

16B Decks followed by Vapor Barrier followed by Lightweight Concrete (LWC): The lesser of the MDP listings below vs. that for the selected assembly from the Lightweight Concrete tables applies:

VAPOR BARRIER OPTIONS; STRUCTURAL CONCRETE DECK FOLLOWED BY CELLULAR LIGHTWEIGHT INSULATING CONCRETE					
OPTION #	PRIMER	VAPOR BARRIER		LIGHTWEIGHT CONCRETE PER TABLE 4A-4G (NOTE 14)	MDP (PSF)
		TYPE	ATTACH		
LWC-VB-1.	Matrix 307 Premium Asphalt Primer or ASTM D41 primer	Base Ply (Optional): One or two plies Ruberoid HW 25 Smooth, Ruberoid HW Smooth Cap Ply: Ruberoid HW Granule, Ruberoid HW Granule FR, Ruberoid HW Plus Granule, Ruberoid HW Plus Granule FR	Torch-applied	Min. 200 psi Mearlcrete (NOA 19-0729.03)	-82.5
LWC-VB-2.	Matrix 307 Premium Asphalt Primer or ASTM D41 primer	Base Ply (Optional): One or two plies Ruberoid HW 25 Smooth, Ruberoid HW Smooth Cap Ply: Ruberoid HW Granule, Ruberoid HW Granule FR, Ruberoid HW Plus Granule, Ruberoid HW Plus Granule FR	Torch-applied	Min. 300 psi Celcore Cellular Concrete (NOA 18-0717.05)	-135.0
LWC-VB-3.	Matrix 307 Premium Asphalt Primer or ASTM D41 primer	Base Ply (Optional): One or two plies Ruberoid HW 25 Smooth, Ruberoid HW Smooth Cap Ply: Ruberoid HW Granule, Ruberoid HW Granule FR, Ruberoid HW Plus Granule, Ruberoid HW Plus Granule FR	Torch-applied	Min. 300 psi Elastzell (NOA 18-0208.03)	-302.5
LWC-VB-4.	Matrix 307 Premium Asphalt Primer or ASTM D41 primer	Ruberoid HW 25 Smooth, Ruberoid HW Smooth	Torch-applied	Min. 540 psi pre-existent cellular LWC	-358.0

- 17 Fire barriers of FireOut™ Fire Barrier Coating or VersaShield Solo™ Fire-Resistant Slip Sheet are optional in all assemblies when overlying components are mechanically fastened.
- 18 For System Types B-1, B-2, C-1, C-2, D-1 or D-2, GAF SA Vapor Retarder or GAF SA Vapor Retarder XL may be installed atop the roof deck, or to a loose-laid thermal barrier of DensDeck Prime or SECUROCK Gypsum-Fiber Roof Board, prior to installation of the insulation and roof cover. When adhering GAF SA Vapor Retarder to structural concrete, the substrate shall be primed with GAF SA Primer, TPO QSA or TPO QSA LV50. When adhering GAF SA Vapor Retarder to DensDeck Prime or SECUROCK Gypsum-Fiber Roof Board, the substrate shall be primed with GAF SA Primer, TPO QSA, TPO QSA LV50 or Matrix 307 Premium Asphalt Primer. Refer to [FM Loss Prevention Data Sheet 1-29](#) for design and installation limitations.

19 The following products are interchangeable within the scope of this PEER:

ACCEPTABLE ALTERNATES				
SUB-CATEGORY	MANUFACTURER	FBC FILE OR NOA	LISTED PRODUCT HEREIN	ALTERNATE
ROOFING INSULATION	GAF	22-1202.06	EnergyGuard Polyiso Insulation	EnergyGuard NH Polyiso Insulation
			EnergyGuard Ultra Polyiso Insulation	EnergyGuard NH Ultra Polyiso Insulation
			EnergyGuard HD Polyiso Cover Board	EnergyGuard HD Barrier Polyiso Cover Board, EnergyGuard NH HD Polyiso Cover Board
			EnergyGuard HD Plus Polyiso Cover Board	EnergyGuard NH HD Plus Polyiso Cover Board
	Georgia-Pacific Gypsum, LLC	21-1229.05	DensDeck Prime	DensDeck StormX Prime Roof Board
VAPOR BARRIER	GAF	N/A	GAF SA Vapor Retarder XL	GAF SA Vapor Retarder XL40

20 “MDP” = Maximum Design Pressure is the result of testing for wind load resistance based on allowable wind loads. Refer to FBC (HVHZ) 1620 and [Roofing Application Standard](#) RAS 128 for determination of design wind loads. [\(Notes 9 and 10\)](#)

TABLE 1A: WOOD DECKS - NEW CONSTRUCTION, REROOF (TEAR-OFF) OR RECOVER								
SYSTEM TYPE B-1: MECHANICALLY ATTACHED BASE INSULATION, BONDED TOP INSULATION, BONDED ROOF COVER								
System No.	Deck (Note 1)	Base Insulation Layer			Top Insulation Layer		Roof Cover (Note 15)	MDP (psf)
		Type	Fasten (Note 11)	Attach	Type	Attach (Notes 6,7,8)		
EVERGUARD FREEDOM TPO:								
W-1.	Min. 19/32-inch plywood or 1-inch wood plank; 2 ft span; 8d ring shank nails 6” o.c.	Min 2-inch EnergyGuard Polyiso Insulation, EnergyGuard RH	Note 2 (#14 Fastener only)	1 per 2.0 ft²	Min. 0.25-inch SECUROCK Gypsum-Fiber Roof Board	LRF-M, LRF-XF or OB500	TPOFDM-SA	-52.5
EVERGUARD SA TPO:								
W-2.	Min. 19/32-inch plywood or 1-inch wood plank; 2 ft span; 8d ring shank nails 6” o.c.	Min 2-inch EnergyGuard Polyiso Insulation, EnergyGuard RH	Note 2 (#14 Fastener only)	1 per 2.0 ft²	Min. 0.25-inch SECUROCK Gypsum-Fiber Roof Board	LRF-M, LRF-XF or OB500	TPO-SA	-52.5
EVERGUARD TPO:								
W-3.	Min. 19/32-inch plywood or 1-inch wood plank; 2 ft span; 8d ring shank nails 6” o.c.	Min 2-inch EnergyGuard Polyiso Insulation, EnergyGuard RH	Note 2 (#14 Fastener only)	1 per 2.0 ft²	Min. 0.25-inch SECUROCK Gypsum-Fiber Roof Board	LRF-M, LRF-XF or OB500	TPO-1121, TPO-3SQ or TPO-6SQ	-52.5
W-4.	Min. 19/32-inch plywood or 1-inch wood plank; 2 ft span; 8d ring shank nails 3” o.c.	Min. 3-inch EnergyGuard Polyiso	Note 2	1 per 1.0 ft²	Min. 0.25-inch SECUROCK Gypsum-Fiber Roof Board	LRF-XF, 4-inch o.c.	TPO-QSA or TPO-QSALV50	-82.5
W-5.	Min. 19/32-inch plywood or 1-inch wood plank; 2 ft span; 8d ring shank nails 3” o.c.	Min. 3-inch EnergyGuard Polyiso	Note 2	1 per 1.0 ft²	Min. 0.25-inch SECUROCK Gypsum-Fiber Roof Board	LRF-XF, 4-inch o.c.	TPO-1121	-120.0
W-6.	Min. 19/32-inch plywood or 1-inch wood plank; 2 ft span; 8d ring shank nails 3” o.c.	Min. 3-inch EnergyGuard Polyiso Insulation or EnergyGuard Ultra	Note 2	1 per 1.0 ft²	Min. 0.25-inch SECUROCK Gypsum-Fiber Roof Board	OB500, 4-inch o.c.	TPO-QSA or TPO-QSALV50	-82.5
W-7.	Min. 19/32-inch plywood or 1-inch wood plank; 2 ft span; 8d ring shank nails 3” o.c.	Min. 3-inch EnergyGuard Polyiso Insulation or EnergyGuard Ultra	Note 2	1 per 1.0 ft²	Min. 0.25-inch SECUROCK Gypsum-Fiber Roof Board	OB500, 4-inch o.c.	TPO-1121	-120.0
EVERGUARD TPO FLEECE-BACK MEMBRANE OR EVERGUARD TPO FLEECE-BACK MEMBRANE 100, 115 OR 135 :								
W-8.	Min. 19/32-inch plywood or 1-inch wood plank; 2 ft span; 8d ring shank nails 6” o.c.	Min 2-inch EnergyGuard Polyiso Insulation, EnergyGuard RH	Note 2 (#14 Fastener only)	1 per 2.0 ft²	Min. 0.25-inch SECUROCK Gypsum-Fiber Roof Board	LRF-M, LRF-XF or OB500	TPOFB-OB1, TPOFB-OB2, TPOFB-XF1 or TPOFB-XF2	-52.5
W-9.	Min. 19/32-inch plywood or 1-inch wood plank; 2 ft span; 8d ring shank nails 6” o.c.	Min. 1.5-inch EnergyGuard Polyiso Insulation	Note 2	1 per 1.8 ft²	(Optional) Additional layers base insulation, flat or tapered	OB500	TPOFB-OB1 or TPOFB-OB2	-52.5

TABLE 1A: WOOD DECKS - NEW CONSTRUCTION, REROOF (TEAR-OFF) OR RECOVER
SYSTEM TYPE B-1: MECHANICALLY ATTACHED BASE INSULATION, BONDED TOP INSULATION, BONDED ROOF COVER

System No.	Deck (Note 1)	Base Insulation Layer			Top Insulation Layer		Roof Cover (Note 15)	MDP (psf)
		Type	Fasten (Note 11)	Attach	Type	Attach (Notes 6,7,8)		
W-10.	Min. 19/32-inch plywood or 1-inch wood plank; 2 ft span; 8d ring shank nails 3" o.c.	Min. 3-inch EnergyGuard Polyiso Insulation or EnergyGuard Ultra	Note 2	1 per 1.0 ft ²	Min. 0.25-inch SECUROCK Gypsum-Fiber Roof Board	LRF-XF, 4-inch o.c.	TPOFB-OB1	-120.0
W-11.	Min. 19/32-inch plywood or 1-inch wood plank; 2 ft span; 8d ring shank nails 3" o.c.	Min. 3-inch EnergyGuard Polyiso Insulation or EnergyGuard Ultra	Note 2	1 per 1.0 ft ²	Min. 0.25-inch SECUROCK Gypsum-Fiber Roof Board	OB500, 4-inch o.c.	TPOFB-OB1	-120.0

TABLE 1B: WOOD DECKS – NEW CONSTRUCTION OR REROOF (TEAR-OFF)
SYSTEM TYPE B-3: MECHANICALLY ATTACHED ANCHOR SHEET, BONDED INSULATION, BONDED ROOF COVER

System No.	Deck (Note 1)	Anchor Sheet			Base Insulation		Top Insulation		Roof Cover (Note 15)		MDP (psf)
		Type	Fastener (Note 11)	Attach	Type	Attach (Notes 6,7,8)	Type	Attach (Notes 6,7,8)	Base Ply	Cap	
W-12.	Min. 15/32-inch plywood or 1-inch wood plank; 2 ft span; 8d ring shank nails 6" o.c.	GAFGLAS #75 Base Sheet, Tri-Ply #75 Base Sheet, GAFGLAS #80 Ultima Base Sheet, GAFGLAS Stratavent Nailable Venting Base Sheet, Ruberoid 20 Smooth Sheet	32 ga., 1-5/8-inch dia. tin caps with 12 ga. annular ring shank nails	8-inch o.c. at min. 4-inch laps and 8-inch o.c. in two, equally spaced, staggered center rows	Min. 1-inch EnergyGuard Polyiso Insulation, EnergyGuard Ultra Polyiso Insulation or EnergyGuard RH Polyiso or min. 1.5-inch EnergyGuard RA or EnergyGuard RN	hot asphalt	Min. 0.5-inch Structodek High Density Fiberboard Roof Insulation or EnergyGuard Perlite Recover Board or Min. 0.75-inch EnergyGuard Perlite Roof Insulation (homogeneous)	hot asphalt	SBS-AA	TPOFB-HA1, TPOFB-HA2, TPOFB-OB1, TPOFB-OB2, TPOFB-XF1 or TPOFB-XF2	-45.0
W-13.	Min. 15/32-inch plywood or 1-inch wood plank; 2 ft span; 8d ring shank nails 6" o.c.	GAFGLAS #75 Base Sheet, Tri-Ply #75 Base Sheet, GAFGLAS #80 Ultima Base Sheet, GAFGLAS Stratavent Nailable Venting Base Sheet, Ruberoid 20 Smooth Sheet	32 ga., 1-5/8-inch dia. tin caps with 12 ga. annular ring shank nails	8-inch o.c. at min. 4-inch laps and 8-inch o.c. in two, equally spaced, staggered center rows	Min. 1-inch EnergyGuard Polyiso Insulation, EnergyGuard Ultra Polyiso Insulation or EnergyGuard RH Polyiso or min. 1.5-inch EnergyGuard RA or EnergyGuard RN	hot asphalt	Min. 0.25-inch DensDeck Prime or SECUROCK Gypsum-Fiber Roof Board	hot asphalt	SBS-AA or SBS-TA	TPOFB-HA1, TPOFB-HA2, TPOFB-OB1, TPOFB-OB2, TPOFB-XF1 or TPOFB-XF2	-45.0
W-14.	Min. 19/32-inch plywood or 1-inch wood plank; 2 ft span; 8d ring shank nails 6" o.c.	GAFGLAS #80 Ultima Base Sheet, GAFGLAS Stratavent Nailable Venting Base Sheet, Ruberoid 20 Smooth Sheet	32 ga., 1-5/8-inch dia. tin caps with 12 ga. annular ring shank nails	9-inch o.c. at min. 4-inch laps and 9-inch o.c. in two, equally spaced, staggered center rows	Min. 1-inch EnergyGuard Polyiso Insulation, EnergyGuard Ultra Polyiso Insulation or EnergyGuard RH Polyiso or min. 1.5-inch EnergyGuard RA or EnergyGuard RN	hot asphalt	Min. 0.5-inch Structodek High Density Fiberboard Roof Insulation or EnergyGuard Perlite Recover Board or Min. 0.75-inch EnergyGuard Perlite Roof Insulation (homogeneous)	hot asphalt	SBS-AA	TPOFB-HA1, TPOFB-HA2, TPOFB-OB1, TPOFB-OB2, TPOFB-XF1 or TPOFB-XF2	-45.0

TABLE 1B: WOOD DECKS – NEW CONSTRUCTION OR REROOF (TEAR-OFF)
SYSTEM TYPE B-3: MECHANICALLY ATTACHED ANCHOR SHEET, BONDED INSULATION, BONDED ROOF COVER

System No.	Deck (Note 1)	Anchor Sheet			Base Insulation		Top Insulation		Roof Cover (Note 15)		MDP (psf)
		Type	Fastener (Note 11)	Attach	Type	Attach (Notes 6,7,8)	Type	Attach (Notes 6,7,8)	Base Ply	Cap	
W-15.	Min. 19/32-inch plywood or 1-inch wood plank; 2 ft span; 8d ring shank nails 6" o.c.	GAFGLAS #80 Ultima Base Sheet, GAFGLAS Stratavent Nailable Venting Base Sheet, Ruberoid 20 Smooth	32 ga., 1-5/8-inch dia. tin caps with 12 ga. annular ring shank nails	9-inch o.c. at min. 4-inch laps and 9-inch o.c. in two, equally spaced, staggered center rows	Min. 1-inch EnergyGuard Polyiso Insulation, EnergyGuard Ultra Polyiso Insulation or EnergyGuard RH Polyiso or min. 1.5-inch EnergyGuard RA or EnergyGuard RN	hot asphalt	Min. 0.25-inch DensDeck Prime or SECUROCK Gypsum-Fiber Roof Board	hot asphalt	SBS-AA or SBS-TA	TPOFB-HA1, TPOFB-HA2, TPOFB-OB1, TPOFB-OB2, TPOFB-XF1 or TPOFB-XF2	-45.0
W-16.	Min. 15/32-inch plywood or 1-inch wood plank; 2 ft span; 8d ring shank nails 6" o.c.	GAFGLAS #75 Base Sheet, Tri-Ply #75 Base Sheet, GAFGLAS #80 Ultima Base Sheet, GAFGLAS Stratavent Nailable Venting Base Sheet, Ruberoid 20 Smooth	32 ga., 1-5/8-inch diameter tin caps with 12 ga. annular ring shank nails	6-inch o.c. at the 4-inch lap and 6-inch o.c. in two staggered center rows	Min. 1-inch EnergyGuard Polyiso Insulation, EnergyGuard Ultra Polyiso Insulation or EnergyGuard RH Polyiso or min. 1.5-inch EnergyGuard RA or EnergyGuard RN	hot asphalt	Min. 0.5-inch Structodek High Density Fiberboard Roof Insulation or EnergyGuard Perlite Recover Board or Min. 0.75-inch EnergyGuard Perlite Roof Insulation (homogeneous)	hot asphalt	SBS-AA	TPOFB-HA1, TPOFB-HA2, TPOFB-OB1, TPOFB-OB2, TPOFB-XF1 or TPOFB-XF2	-52.5
W-17.	Min. 15/32-inch plywood or 1-inch wood plank; 2 ft span; 8d ring shank nails 6" o.c.	GAFGLAS #75 Base Sheet, Tri-Ply #75 Base Sheet, GAFGLAS #80 Ultima Base Sheet, GAFGLAS Stratavent Nailable Venting Base Sheet, Ruberoid 20 Smooth	32 ga., 1-5/8-inch diameter tin caps with 12 ga. annular ring shank nails	6-inch o.c. at the 4-inch lap and 6-inch o.c. in two staggered center rows	Min. 1-inch EnergyGuard Polyiso Insulation, EnergyGuard Ultra Polyiso Insulation or EnergyGuard RH Polyiso or min. 1.5-inch EnergyGuard RA or EnergyGuard RN	hot asphalt	Min. 0.25-inch DensDeck Prime or SECUROCK Gypsum-Fiber Roof Board	hot asphalt	SBS-AA or SBS-TA	TPOFB-HA1, TPOFB-HA2, TPOFB-OB1, TPOFB-OB2, TPOFB-XF1 or TPOFB-XF2	-52.5
W-18.	Min. 19/32-inch plywood or 1-inch wood plank; 2 ft span; 8d ring shank nails 6" o.c.	GAFGLAS #75 Base Sheet, Tri-Ply #75 Base Sheet, GAFGLAS #80 Ultima Base Sheet, GAFGLAS Stratavent Nailable Venting Base Sheet, Ruberoid 20 Smooth	32 ga., 1-5/8-inch diameter tin caps with 12 ga. annular ring shank nails	8-inch o.c. at the 4-inch lap and 8-inch o.c. in two staggered center rows	Min. 1-inch EnergyGuard Polyiso Insulation, EnergyGuard Ultra Polyiso Insulation or EnergyGuard RH Polyiso or min. 1.5-inch EnergyGuard RA or EnergyGuard RN	hot asphalt	Min. 0.5-inch Structodek High Density Fiberboard Roof Insulation or EnergyGuard Perlite Recover Board or Min. 0.75-inch EnergyGuard Perlite Roof Insulation (homogeneous)	hot asphalt	SBS-AA	TPOFB-HA1, TPOFB-HA2, TPOFB-OB1, TPOFB-OB2, TPOFB-XF1 or TPOFB-XF2	-52.5

TABLE 1B: WOOD DECKS – NEW CONSTRUCTION OR REROOF (TEAR-OFF)
SYSTEM TYPE B-3: MECHANICALLY ATTACHED ANCHOR SHEET, BONDED INSULATION, BONDED ROOF COVER

System No.	Deck (Note 1)	Anchor Sheet			Base Insulation		Top Insulation		Roof Cover (Note 15)		MDP (psf)
		Type	Fastener (Note 11)	Attach	Type	Attach (Notes 6,7,8)	Type	Attach (Notes 6,7,8)	Base Ply	Cap	
W-19.	Min. 19/32-inch plywood or 1-inch wood plank; 2 ft span; 8d ring shank nails 6" o.c.	GAFGLAS #75 Base Sheet, Tri-Ply #75 Base Sheet, GAFGLAS #80 Ultima Base Sheet, GAFGLAS Stratavent Nailable Venting Base Sheet, Ruberoid 20 Smooth	32 ga., 1-5/8-inch diameter tin caps with 12 ga. annular ring shank nails	8-inch o.c. at the 4-inch lap and 8-inch o.c. in two staggered center rows	Min. 1-inch EnergyGuard Polyiso Insulation, EnergyGuard Ultra Polyiso Insulation or EnergyGuard RH Polyiso or min. 1.5-inch EnergyGuard RA or EnergyGuard RN	hot asphalt	Min. 0.25-inch DensDeck Prime or SECUROCK Gypsum-Fiber Roof Board	hot asphalt	SBS-AA or SBS-TA	TPOFB-HA1, TPOFB-HA2, TPOFB-OB1, TPOFB-OB2, TPOFB-XF1 or TPOFB-XF2	-52.5
W-20.	Min. 19/32-inch plywood or 1-inch wood plank; 2 ft span; 8d ring shank nails 6" o.c.	GAFGLAS #80 Ultima Base Sheet, GAFGLAS Stratavent Nailable Venting Base Sheet, Ruberoid 20 Smooth	32 ga., 1-5/8-inch dia. tin caps with 12 ga. annular ring shank nails	8-inch o.c. at the 4-inch lap and 8-inch o.c. in three staggered center rows	Min. 1-inch EnergyGuard Polyiso Insulation, EnergyGuard Ultra Polyiso Insulation or EnergyGuard RH Polyiso	hot asphalt	Min. 0.5-inch Structodek High Density Fiberboard Roof Insulation or EnergyGuard Perlite Recover Board or Min. 0.75-inch EnergyGuard Perlite Roof Insulation (homogeneous)	hot asphalt	SBS-AA	TPOFB-HA1, TPOFB-HA2, TPOFB-OB1, TPOFB-OB2, TPOFB-XF1 or TPOFB-XF2	-75.0*
W-21.	Min. 19/32-inch plywood or 1-inch wood plank; 2 ft span; 8d ring shank nails 6" o.c.	GAFGLAS #80 Ultima Base Sheet, GAFGLAS Stratavent Nailable Venting Base Sheet, Ruberoid 20 Smooth	32 ga., 1-5/8-inch dia. tin caps with 12 ga. annular ring shank nails	8-inch o.c. at the 4-inch lap and 8-inch o.c. in three staggered center rows	Min. 1-inch EnergyGuard Polyiso Insulation, EnergyGuard Ultra Polyiso Insulation or EnergyGuard RH Polyiso	hot asphalt	Min. 0.25-inch DensDeck Prime or SECUROCK Gypsum-Fiber Roof Board	hot asphalt	SBS-AA or SBS-TA	TPOFB-HA1, TPOFB-HA2, TPOFB-OB1, TPOFB-OB2, TPOFB-XF1 or TPOFB-XF2	-75.0
W-22.	Min. 15/32-inch plywood or 1-inch wood plank; 2 ft span; 8d ring shank nails 6" o.c.	GAFGLAS #75 Base Sheet, Tri-Ply #75 Base Sheet, GAFGLAS #80 Ultima Base Sheet, GAFGLAS Stratavent Nailable Venting Base Sheet, Ruberoid 20 Smooth	32 ga., 1-5/8-inch dia. tin caps with 12 ga. annular ring shank nails	8-inch o.c. at min. 4-inch laps and 8-inch o.c. in two, equally spaced, staggered center rows	Min. 1-inch EnergyGuard Polyiso Insulation, EnergyGuard Ultra Polyiso Insulation or EnergyGuard RH Polyiso	hot asphalt	(Optional) Additional layer(s) base insulation	hot asphalt	GAFGLAS Stratavent Perforated Venting Base, loose laid, followed by SBS-AA	TPOFB-HA1, TPOFB-HA2, TPOFB-OB1, TPOFB-OB2, TPOFB-XF1 or TPOFB-XF2	-45.0
W-23.	Min. 19/32-inch plywood or 1-inch wood plank; 2 ft span; 8d ring shank nails 6" o.c.	GAFGLAS #80 Ultima Base Sheet, GAFGLAS Stratavent Eliminator Nailable Venting Base Sheet, Ruberoid 20 Smooth, Ruberoid Mop Smooth, Ruberoid Mop Smooth 1.5	32 ga., 1-5/8-inch dia. tin caps with 12 ga. annular ring shank nails	9-inch o.c. at the min. 4-inch lap and 9-inch o.c. in two, equally spaced, staggered center rows	Min. 1-inch EnergyGuard Polyiso Insulation, EnergyGuard Ultra Polyiso Insulation or EnergyGuard RH Polyiso	hot asphalt	(Optional) Additional layer(s) base insulation	hot asphalt	GAFGLAS Stratavent Perforated Venting Base, loose laid, followed by SBS-AA	TPOFB-HA1, TPOFB-HA2, TPOFB-OB1, TPOFB-OB2, TPOFB-XF1 or TPOFB-XF2	-45.0

**TABLE 1b: WOOD DECKS – NEW CONSTRUCTION OR REROOF (TEAR-OFF)
SYSTEM TYPE B-3: MECHANICALLY ATTACHED ANCHOR SHEET, BONDED INSULATION, BONDED ROOF COVER**

System No.	Deck (Note 1)	Anchor Sheet			Base Insulation		Top Insulation		Roof Cover (Note 15)		MDP (psf)
		Type	Fastener (Note 11)	Attach	Type	Attach (Notes 6,7,8)	Type	Attach (Notes 6,7,8)	Base Ply	Cap	
W-24.	Min. 15/32-inch plywood or 1-inch wood plank; 2 ft span; 8d ring shank nails 6" o.c.	GAFGLAS #75 Base Sheet, Tri-Ply #75 Base Sheet, GAFGLAS #80 Ultima Base Sheet, GAFGLAS Stratavent Nailable Venting Base Sheet, Ruberoid 20 Smooth	32 ga., 1-5/8-inch dia. tin caps with 11 ga. annular ring shank nails	6-inch o.c. at min. 4-inch laps and 6-inch o.c. in two, equally spaced, staggered center rows	Min. 1-inch EnergyGuard Polyiso Insulation, EnergyGuard Ultra Polyiso Insulation or EnergyGuard RH Polyiso	hot asphalt	(Optional) Additional layer(s) base insulation	hot asphalt	GAFGLAS Stratavent Perforated Venting Base, loose laid, followed by SBS-AA	TPOFB-HA1, TPOFB-HA2, TPOFB-OB1, TPOFB-OB2, TPOFB-XF1 or TPOFB-XF2	-52.5
W-25.	Min. 19/32-inch plywood or 1-inch wood plank; 2 ft span; 8d ring shank nails 6" o.c.	GAFGLAS #75 Base Sheet, Tri-Ply #75 Base Sheet, GAFGLAS #80 Ultima Base Sheet, GAFGLAS Stratavent Nailable Venting Base Sheet, Ruberoid 20 Smooth	32 ga., 1-5/8-inch diameter tin caps with 12 ga. annular ring shank nails	8-inch o.c. at the 4-inch lap and 8-inch o.c. in two staggered center rows	Min. 1-inch EnergyGuard Polyiso Insulation, EnergyGuard Ultra Polyiso Insulation or EnergyGuard RH Polyiso	hot asphalt	(Optional) Additional layer(s) base insulation	hot asphalt	GAFGLAS Stratavent Perforated Venting Base, loose laid, followed by SBS-AA	TPOFB-HA1, TPOFB-HA2, TPOFB-OB1, TPOFB-OB2, TPOFB-XF1 or TPOFB-XF2	-52.5
W-26.	Min. 19/32-inch plywood or 1-inch wood plank; 2 ft span; 8d ring shank nails 6" o.c.	GAFGLAS #80 Ultima Base Sheet, GAFGLAS Stratavent Nailable Venting Base Sheet, Ruberoid 20 Smooth	32 ga., 1-5/8-inch dia. tin caps with 12 ga. annular ring shank nails	8-inch o.c. at the 4-inch lap and 8-inch o.c. in three staggered center rows	Min. 1-inch EnergyGuard Polyiso Insulation, EnergyGuard Ultra Polyiso Insulation or EnergyGuard RH Polyiso	hot asphalt	(Optional) Additional layer(s) base insulation	hot asphalt	GAFGLAS Stratavent Perforated Venting Base, loose laid, followed by SBS-AA	TPOFB-HA1, TPOFB-HA2, TPOFB-OB1, TPOFB-OB2, TPOFB-XF1 or TPOFB-XF2	-75.0*

**TABLE 1c: WOOD DECKS – NEW CONSTRUCTION. REROOF (TEAR-OFF) OR RECOVER
SYSTEM TYPE B-3: MECHANICALLY ATTACHED ANCHOR SHEET, BONDED INSULATION, BONDED ROOF COVER**

System No.	Deck (Note 1)	Anchor Sheet			Base Insulation		Top Insulation		Roof Cover (Note 15)		MDP (psf)
		Type	Fastener (Note 11)	Attach	Type	Attach (Notes 6,7,8)	Type	Attach (Notes 6,7,8)	Base Ply	Cap	
W-27.	Min. 15/32-inch plywood or 1-inch wood plank; 2 ft span; 8d ring shank nails 6" o.c.	GAFGLAS #75 Base Sheet, Tri-Ply #75 Base Sheet, GAFGLAS #80 Ultima Base Sheet, GAFGLAS Stratavent Nailable Venting Base Sheet, Ruberoid 20 Smooth	Note 2 (#14 ONLY)	16-inch o.c. at the min. 4-inch lap and 16-inch o.c. in two, equally spaced, staggered center rows	Min. 1-inch EnergyGuard Polyiso Insulation, EnergyGuard Ultra Polyiso Insulation or EnergyGuard RH Polyiso or min. 1.5-inch EnergyGuard RA or EnergyGuard RN	hot asphalt	Min. 0.5-inch Structodek High Density Fiberboard Roof Insulation or EnergyGuard Perlite Recover Board or Min. 0.75-inch EnergyGuard Perlite Roof Insulation (homogeneous)	hot asphalt	SBS-AA	TPOFB-HA1, TPOFB-HA2, TPOFB-OB1, TPOFB-OB2, TPOFB-XF1 or TPOFB-XF2	-52.5

**TABLE 1c: WOOD DECKS – NEW CONSTRUCTION. REROOF (TEAR-OFF) OR RECOVER
SYSTEM TYPE B-3: MECHANICALLY ATTACHED ANCHOR SHEET, BONDED INSULATION, BONDED ROOF COVER**

System No.	Deck (Note 1)	Anchor Sheet			Base Insulation		Top Insulation		Roof Cover (Note 15)		MDP (psf)
		Type	Fastener (Note 11)	Attach	Type	Attach (Notes 6,7,8)	Type	Attach (Notes 6,7,8)	Base Ply	Cap	
W-28.	Min. 15/32-inch plywood or 1-inch wood plank; 2 ft span; 8d ring shank nails 6" o.c.	GAFGLAS #75 Base Sheet, Tri-Ply #75 Base Sheet, GAFGLAS #80 Ultima Base Sheet, GAFGLAS Stratavent Nailable Venting Base Sheet, Ruberoid 20 Smooth	Note 2 (#14 ONLY)	16-inch o.c. at the min. 4-inch lap and 16-inch o.c. in two, equally spaced, staggered center rows	Min. 1-inch EnergyGuard Polyiso Insulation, EnergyGuard Ultra Polyiso Insulation or EnergyGuard RH Polyiso or min. 1.5-inch EnergyGuard RA or EnergyGuard RN	hot asphalt	Min. 0.25-inch DensDeck Prime or SECUROCK Gypsum-Fiber Roof Board	hot asphalt	SBS-AA or SBS-TA	TPOFB-HA1, TPOFB-HA2, TPOFB-OB1, TPOFB-OB2, TPOFB-XF1 or TPOFB-XF2	-52.5
W-29.	Min. 15/32-inch plywood or 1-inch wood plank; 2 ft span; 8d ring shank nails 6" o.c.	GAFGLAS #75 Base Sheet, Tri-Ply #75 Base Sheet, GAFGLAS #80 Ultima Base Sheet, GAFGLAS Stratavent Nailable Venting Base Sheet, Ruberoid 20 Smooth	Note 2 (#14 ONLY)	12-inch o.c. at the min. 4-inch lap and 12-inch o.c. in two, equally spaced, staggered center rows	Min. 1-inch EnergyGuard Polyiso Insulation, EnergyGuard Ultra Polyiso Insulation or EnergyGuard RH Polyiso or min. 1.5-inch EnergyGuard RA or EnergyGuard RN	hot asphalt	Min. 0.5-inch Structodek High Density Fiberboard Roof Insulation or EnergyGuard Perlite Recover Board or Min. 0.75-inch EnergyGuard Perlite Roof Insulation (homogeneous)	hot asphalt	SBS-AA	TPOFB-HA1, TPOFB-HA2, TPOFB-OB1, TPOFB-OB2, TPOFB-XF1 or TPOFB-XF2	-60.0
W-30.	Min. 15/32-inch plywood or 1-inch wood plank; 2 ft span; 8d ring shank nails 6" o.c.	GAFGLAS #75 Base Sheet, Tri-Ply #75 Base Sheet, GAFGLAS #80 Ultima Base Sheet, GAFGLAS Stratavent Nailable Venting Base Sheet, Ruberoid 20 Smooth	Note 2 (#14 ONLY)	12-inch o.c. at the min. 4-inch lap and 12-inch o.c. in two, equally spaced, staggered center rows	Min. 1-inch EnergyGuard Polyiso Insulation, EnergyGuard Ultra Polyiso Insulation or EnergyGuard RH Polyiso or min. 1.5-inch EnergyGuard RA or EnergyGuard RN	hot asphalt	Min. 0.25-inch DensDeck Prime or SECUROCK Gypsum-Fiber Roof Board	hot asphalt	SBS-AA or SBS-TA	TPOFB-HA1, TPOFB-HA2, TPOFB-OB1, TPOFB-OB2, TPOFB-XF1 or TPOFB-XF2	-60.0
W-31.	Min. 15/32-inch plywood or 1-inch wood plank; 2 ft span; 8d ring shank nails 6" o.c.	GAFGLAS #75 Base Sheet, Tri-Ply #75 Base Sheet, GAFGLAS #80 Ultima Base Sheet, GAFGLAS Stratavent Nailable Venting Base Sheet, Ruberoid 20 Smooth	Note 2 (#14 ONLY)	8-inch o.c. at the 4-inch lap and 8-inch o.c. in three staggered center rows	Min. 1-inch EnergyGuard Polyiso Insulation, EnergyGuard Ultra Polyiso Insulation or EnergyGuard RH Polyiso or min. 1.5-inch EnergyGuard RA or EnergyGuard RN	hot asphalt	Min. 0.5-inch Structodek High Density Fiberboard Roof Insulation or EnergyGuard Perlite Recover Board or Min. 0.75-inch EnergyGuard Perlite Roof Insulation (homogeneous)	hot asphalt	SBS-AA	TPOFB-HA1, TPOFB-HA2, TPOFB-OB1, TPOFB-OB2, TPOFB-XF1 or TPOFB-XF2	-75.0*

**TABLE 1c: WOOD DECKS – NEW CONSTRUCTION. REROOF (TEAR-OFF) OR RECOVER
SYSTEM TYPE B-3: MECHANICALLY ATTACHED ANCHOR SHEET, BONDED INSULATION, BONDED ROOF COVER**

System No.	Deck (Note 1)	Anchor Sheet			Base Insulation		Top Insulation		Roof Cover (Note 15)		MDP (psf)
		Type	Fastener (Note 11)	Attach	Type	Attach (Notes 6,7,8)	Type	Attach (Notes 6,7,8)	Base Ply	Cap	
W-32.	Min. 15/32-inch plywood or 1-inch wood plank; 2 ft span; 8d ring shank nails 6" o.c.	GAFGLAS #75 Base Sheet, Tri-Ply #75 Base Sheet, GAFGLAS #80 Ultima Base Sheet, GAFGLAS Stratavent Nailable Venting Base Sheet, Ruberoid 20 Smooth	Note 2 (#14 ONLY)	8-inch o.c. at the 4-inch lap and 8-inch o.c. in three staggered center rows	Min. 1-inch EnergyGuard Polyiso Insulation, EnergyGuard Ultra Polyiso Insulation or EnergyGuard RH Polyiso or min. 1.5-inch EnergyGuard RA or EnergyGuard RN	hot asphalt	Min. 0.25-inch DensDeck Prime or SECUROCK Gypsum-Fiber Roof Board	hot asphalt	SBS-AA or SBS-TA	TPOFB-HA1, TPOFB-OB1 or TPOFB-XF1	-82.5
W-33.	Min. 15/32-inch plywood or 1-inch wood plank; 2 ft span; 8d ring shank nails 6" o.c.	GAFGLAS #75 Base Sheet, Tri-Ply #75 Base Sheet, GAFGLAS #80 Ultima Base Sheet, GAFGLAS Stratavent Nailable Venting Base Sheet, Ruberoid 20 Smooth	Note 2 (#14 ONLY)	16-inch o.c. at the min. 4-inch lap and 16-inch o.c. in two, equally spaced, staggered center rows	Min. 1-inch EnergyGuard Polyiso Insulation, EnergyGuard Ultra Polyiso Insulation or EnergyGuard RH Polyiso	hot asphalt	(Optional) Additional layer(s) base insulation	hot asphalt	GAFGLAS Stratavent Perforated Venting Base, loose laid, followed by SBS-AA	TPOFB-HA1, TPOFB-HA2, TPOFB-OB1, TPOFB-OB2, TPOFB-XF1 or TPOFB-XF2	-52.5
W-34.	Min. 15/32-inch plywood or 1-inch wood plank; 2 ft span; 8d ring shank nails 6" o.c.	GAFGLAS #75 Base Sheet, Tri-Ply #75 Base Sheet, GAFGLAS #80 Ultima Base Sheet, GAFGLAS Stratavent Nailable Venting Base Sheet, Ruberoid 20 Smooth	Note 2 (#14 ONLY)	12-inch o.c. at the min. 4-inch lap and 12-inch o.c. in two, equally spaced, staggered center rows	Min. 1-inch EnergyGuard Polyiso Insulation, EnergyGuard Ultra Polyiso Insulation or EnergyGuard RH Polyiso	hot asphalt	(Optional) Additional layer(s) base insulation	hot asphalt	GAFGLAS Stratavent Perforated Venting Base, loose laid, followed by SBS-AA	TPOFB-HA1, TPOFB-HA2, TPOFB-OB1, TPOFB-OB2, TPOFB-XF1 or TPOFB-XF2	-60.0
W-35.	Min. 15/32-inch plywood or 1-inch wood plank; 2 ft span; 8d ring shank nails 6" o.c.	GAFGLAS #75 Base Sheet, Tri-Ply #75 Base Sheet, GAFGLAS #80 Ultima Base Sheet, GAFGLAS Stratavent Nailable Venting Base Sheet, Ruberoid 20 Smooth	Note 2 (#14 ONLY)	8-inch o.c. at the 4-inch lap and 8-inch o.c. in three staggered center rows	Min. 1-inch EnergyGuard Polyiso Insulation, EnergyGuard Ultra Polyiso Insulation or EnergyGuard RH Polyiso	hot asphalt	(Optional) Additional layer(s) base insulation	hot asphalt	GAFGLAS Stratavent Perforated Venting Base, loose laid, followed by SBS-AA	TPOFB-HA1, TPOFB-OB1 or TPOFB-XF1	-82.5*

**TABLE 1d: WOOD DECKS - NEW CONSTRUCTION, REROOF (TEAR-OFF) OR RECOVER
SYSTEM TYPE C-1: MECHANICALLY ATTACHED INSULATION, BONDED ROOF COVER**

System No.	Deck (Note 1)	Base Insulation Layer	Top Insulation Layer			Roof Cover (Note 15)		MDP (psf)
			Type	Fastener (Note 11)	Attach	Base Ply	Cap Ply	
EVERGUARD SA TPO:								
W-36.	Min. 19/32-inch plywood or 1-inch wood plank; 2 ft span; 8d ring shank nails 6" o.c.	(Optional) One or more layers, any combination	Min. 1.5-inch EnergyGuard Polyiso Insulation, EnergyGuard Ultra Polyiso Insulation, EnergyGuard Polyiso-HD Composite Insulation or Ultra HD Composite Insulation	Note 2	1 per 1.45 ft ²	None	TPO-SA	-52.5
W-37.	Min. 19/32-inch plywood or 1-inch wood plank; 2 ft span; 8d ring shank nails 6" o.c.	(Optional) One or more layers, any combination	Min. 0.25-inch SECUROCK Gypsum-Fiber Roof Board	Note 2	1 per 1.3 ft ²	None	TPO-SA	-60.0
EVERGUARD TPO:								
W-38.	Min. 19/32-inch plywood or 1-inch wood plank; 2 ft span	(Optional) One or more layers, any combination	Min. 2-inch EnergyGuard Polyiso Insulation, EnergyGuard Ultra Polyiso Insulation, EnergyGuard Polyiso-HD Composite Insulation or Ultra HD Composite Insulation	Note 2 (#14 Fastener only)	1 per 2.7 ft ²	None	TPO-1121, TPO-3SQ, TPO-QSA or TPO-QSALV50	-45.0*
W-39.	Min. 19/32-inch plywood or 1-inch wood plank; 2 ft span	(Optional) One or more layers, any combination	Min. 0.25-inch DensDeck Prime or SECUROCK Gypsum-Fiber Roof Board	Note 2 (#14 Fastener only)	1 per 2.7 ft ²	None	TPO-1121, TPO-3SQ, TPO-QSA or TPO-QSALV50	-45.0*
W-40.	Min. 19/32-inch plywood or 1-inch wood plank; 2 ft span	(Optional) One or more layers, any combination	Min. 1.5-inch EnergyGuard Polyiso Insulation, EnergyGuard Ultra Polyiso Insulation, EnergyGuard Polyiso-HD Composite Insulation or Ultra HD Composite Insulation	Note 2 (#14 Fastener only)	1 per 2.0 ft ²	None	TPO-1121, TPO-3SQ, TPO-QSA or TPO-QSALV50	-45.0*
W-41.	Min. 19/32-inch plywood or 1-inch wood plank; 2 ft span	One or more layers, min. 1-inch, any combination	0.5-inch EnergyGuard HD Polyiso Cover Board or EnergyGuard HD Plus Polyiso Cover Board	Drill-Tec #12 Fastener, Drill-Tec #12 DP Fastener, Drill-Tec #14 Fastener or Drill-Tec #14 HD Fastener with Drill-Tec 3" Standard Steel Plate, Drill-Tec 3" Steel Plate, Drill-Tec AccuTrac Flat Plate or Drill-Tec 3 in. Ribbed Galvalume Plate (Flat) or Drill-Tec 3" Flat Steel Plate or Drill-Tec ASAP 3S	1 per 2.0 ft ²	None	TPO-1121, TPO-3SQ, TPO-QSA or TPO-QSALV50	-45.0*
W-42.	Min. 19/32-inch plywood or 1-inch wood plank; 2 ft span; 8d ring shank nails 6" o.c.	(Optional) One or more layers, any combination	Min. 1.5-inch EnergyGuard Polyiso Insulation, EnergyGuard Ultra Polyiso Insulation, EnergyGuard Polyiso-HD Composite Insulation or Ultra HD Composite Insulation	Note 2	1 per 1.8 ft ²	None	TPO-1121, TPO-3SQ, TPO-QSA or TPO-QSALV50	-52.5
W-43.	Min. 19/32-inch plywood or 1-inch wood plank; 2 ft span; 8d ring shank nails 6" o.c.	(Optional) One or more layers, any combination	Min. 0.25-inch DensDeck Prime	Note 2	1 per 1.8 ft ²	None	TPO-1121, TPO-3SQ, TPO-QSA or TPO-QSALV50	-52.5
W-44.	Min. 19/32-inch plywood or 1-inch wood plank; 2 ft span; 8d ring shank nails 6" o.c.	(Optional) One or more layers, any combination	Min. 0.25-inch SECUROCK Gypsum-Fiber Roof Board	Note 2	1 per 1.8 ft ²	None	TPO-1121, TPO-3SQ, TPO-QSA or TPO-QSALV50	-60.0
W-45.	Min. 19/32-inch plywood or 1-inch wood plank; 2 ft span; 8d ring shank nails 6" o.c.	(Optional) One or more layers, any combination	Min. 1.5-inch EnergyGuard Polyiso Insulation, EnergyGuard Ultra Polyiso Insulation, EnergyGuard Polyiso-HD Composite Insulation or Ultra HD Composite Insulation	Note 2	1 per 1.6 ft ²	None	TPO-1121, TPO-3SQ, TPO-QSA or TPO-QSALV50	-60.0

**TABLE 1d: WOOD DECKS - NEW CONSTRUCTION, REROOF (TEAR-OFF) OR RECOVER
SYSTEM TYPE C-1: MECHANICALLY ATTACHED INSULATION, BONDED ROOF COVER**

System No.	Deck (Note 1)	Base Insulation Layer	Top Insulation Layer			Roof Cover (Note 15)		MDP (psf)
			Type	Fastener (Note 11)	Attach	Base Ply	Cap Ply	
W-46.	Min. 19/32-inch plywood or 1-inch wood plank; 2 ft span; 8d ring shank nails 6" o.c.	One or more layers, min. 1-inch, any combination	0.5-inch EnergyGuard HD Polyiso Cover Board or EnergyGuard HD Plus Polyiso Cover Board	Drill-Tec #12 Fastener, Drill-Tec #12 DP Fastener, Drill-Tec #14 Fastener or Drill-Tec #14 HD Fastener with Drill-Tec 3" Standard Steel Plate, Drill-Tec 3" Steel Plate, Drill-Tec AccuTrac Flat Plate or Drill-Tec 3 in. Ribbed Galvalume Plate (Flat) or Drill-Tec 3" Flat Steel Plate or Drill-Tec ASAP 3S	1 per 1.45 ft ²	None	TPO-1121, TPO-3SQ, TPO-QSA or TPO-QSALV50	-60.0
W-47.	Min. 19/32-inch plywood or 1-inch wood plank; 2 ft span; 8d ring shank nails 6" o.c.	(Optional) One or more layers, any combination	Min. 1.5-inch EnergyGuard Polyiso Insulation, EnergyGuard Ultra Polyiso Insulation, EnergyGuard Polyiso-HD Composite Insulation or Ultra HD Composite Insulation	Note 2 (#14 Fastener only)	1 per 1.3 ft ²	None	TPO-1121, TPO-3SQ, TPO-QSA or TPO-QSALV50	-60.0
EVERGUARD TPO FLEECE-BACK MEMBRANE OR EVERGUARD TPO FLEECE-BACK MEMBRANE 100, 115 OR 135 :								
W-48.	Min. 19/32-inch plywood or 1-inch wood plank; 2 ft span	(Optional) One or more layers, any combination	Min. 2-inch EnergyGuard Polyiso Insulation, EnergyGuard Ultra Polyiso Insulation, EnergyGuard Polyiso-HD Composite Insulation or Ultra HD Composite Insulation	Note 2 (#14 Fastener only)	1 per 2.7 ft ²	None	TPOFB-OB1, TPOFB-OB2, TPOFB-XF1 or TPOFB-XF2	-45.0*
W-49.	Min. 19/32-inch plywood or 1-inch wood plank; 2 ft span	(Optional) One or more layers, any combination	Min. 0.25-inch DensDeck Prime or SECUROCK Gypsum-Fiber Roof Board	Note 2 (#14 Fastener only)	1 per 2.7 ft ²	None	TPOFB-OB1, TPOFB-OB2, TPOFB-XF1 or TPOFB-XF2	-45.0*
W-50.	Min. 19/32-inch plywood or 1-inch wood plank; 2 ft span	(Optional) One or more layers, any combination	Min. 1.5-inch EnergyGuard Polyiso Insulation, EnergyGuard Ultra Polyiso Insulation, EnergyGuard Polyiso-HD Composite Insulation or Ultra HD Composite Insulation	Note 2 (#14 Fastener only)	1 per 2.0 ft ²	None	TPOFB-OB1, TPOFB-OB2, TPOFB-XF1 or TPOFB-XF2	-45.0*
W-51.	Min. 19/32-inch plywood or 1-inch wood plank; 2 ft span; 8d ring shank nails 6" o.c.	(Optional) One or more layers, any combination	Min. 1.5-inch EnergyGuard Polyiso Insulation, EnergyGuard Ultra Polyiso Insulation, EnergyGuard Polyiso-HD Composite Insulation or Ultra HD Composite Insulation	Note 2	1 per 1.8 ft ²	None	TPOFB-OB1, TPOFB-OB2, TPOFB-XF1 or TPOFB-XF2	-52.5
W-52.	Min. 19/32-inch plywood or 1-inch wood plank; 2 ft span; 8d ring shank nails 6" o.c.	(Optional) One or more layers, any combination	Min. 0.25-inch DensDeck Prime	Note 2	1 per 1.8 ft ²	None	TPOFB-OB1, TPOFB-OB2, TPOFB-XF1 or TPOFB-XF2	-52.5
W-53.	Min. 19/32-inch plywood or 1-inch wood plank; 2 ft span; 8d ring shank nails 6" o.c.	(Optional) One or more layers, any combination	Min. 0.25-inch SECUROCK Gypsum-Fiber Roof Board	Note 2	1 per 1.8 ft ²	None	TPOFB-OB1, TPOFB-OB2, TPOFB-XF1 or TPOFB-XF2	-60.0
W-54.	Min. 19/32-inch plywood or 1-inch wood plank; 2 ft span; 8d ring shank nails 6" o.c.	(Optional) One or more layers, any combination	Min. 1.5-inch EnergyGuard Polyiso Insulation, EnergyGuard Ultra Polyiso Insulation, EnergyGuard Polyiso-HD Composite Insulation or Ultra HD Composite Insulation	Note 2	1 per 1.6 ft ²	None	TPOFB-OB1, TPOFB-OB2, TPOFB-XF1 or TPOFB-XF2	-60.0
W-55.	Min. 19/32-inch plywood or 1-inch wood plank; 2 ft span; 8d ring shank nails 6" o.c.	(Optional) One or more layers, any combination	Min. 0.25-inch SECUROCK Gypsum-Fiber Roof Board	Drill-Tec #14 or Drill-Tec #14 HD Fastener with Drill-Tec 3 in. Ribbed Galvalume Plate (Flat), Drill-Tec AccuTrac Flat Plate or Drill-Tec 3" Flat Steel Plate	1 per 1.8 ft ²	SBS-AA or SBS-TA	TPOFB-HA1, TPOFB-HA2, TPOFB-XF1 or TPOFB-XF2	-60.0

**TABLE 1D: WOOD DECKS - NEW CONSTRUCTION, REROOF (TEAR-OFF) OR RECOVER
SYSTEM TYPE C-1: MECHANICALLY ATTACHED INSULATION, BONDED ROOF COVER**

System No.	Deck (Note 1)	Base Insulation Layer	Top Insulation Layer			Roof Cover (Note 15)		MDP (psf)
			Type	Fastener (Note 11)	Attach	Base Ply	Cap Ply	
W-56.	Min. 19/32-inch plywood or 1-inch wood plank; 2 ft span; 8d ring shank nails 6" o.c.	(Optional) One or more layers, any combination	Min. 1.5-inch EnergyGuard Polyiso Insulation, EnergyGuard Ultra Polyiso Insulation, EnergyGuard Polyiso-HD Composite Insulation or Ultra HD Composite Insulation	Note 2 (#14 Fastener only)	1 per 1.3 ft ²	None	TPOFB-OB1, TPOFB-OB2, TPOFB-XF1 or TPOFB-XF2	-60.0
W-57.	Min. 19/32-inch plywood or 1-inch wood plank; 2 ft span; 8d ring shank nails 6" o.c.	(Optional) One or more layers, any combination	Min. 0.25-inch SECUROCK Gypsum-Fiber Roof Board	Drill-Tec #12 with Drill-Tec AccuTrac Flat Plate	1 per 1.3 ft ²	None	TPOFB-HA1	-82.5

**TABLE 1E: WOOD DECKS - NEW CONSTRUCTION, REROOF (TEAR-OFF) OR RECOVER
SYSTEM TYPE C-2: INDUCTION WELDED ROOF COVER**

System No.	Deck (Note 1)	Insulation (Note 13)	Attachment		Roof Cover	MDP (psf)
			Fastener (Note 11)	Spacing		
W-58.	Min. 19/32-inch plywood or 1-inch wood plank; 2 ft span; 8d ring shank nails 6" o.c.	One or more layers, any combination, (Tread Safe = min. 2-inch)	Drill-Tec #14 Fastener and Drill-Tec RhinoBond TPO XHD Plate or Drill-Tec RhinoBond TPO XHD Tread Safe Plate	1 per 2.7 ft ² (12 parts per 4 x 8 ft board) Fasteners are 6-, 24- and 42-inches from the board's long edge and 12-, 36-, 60- and 84-inches from the board's short edge.	EverGuard TPO induction welded with RhinoBond Portable Bonding Tool, per manufacturer's published instructions.	-52.5
W-59.	Min. 19/32-inch plywood or 1-inch wood plank over nominal No. 2 wood trusses; 2 ft span; 8d ring shank nails, 6" o.c. at edges and 12" o.c. at intermediate supports.	(Optional) One or more layers, any combination (Tread Safe = min. 2-inch thick insulation)	Drill-Tec #14 (min. 1-inch embedment into joist) and Drill-Tec RhinoBond TPO XHD Plate or Drill-Tec RhinoBond TPO XHD Tread Safe Plate through to wood supports	36-inch o.c. along wood supports, 24-inch o.c.	EverGuard TPO induction welded with RhinoBond Portable Bonding Tool, per manufacturer's published instructions.	-52.5
W-60.	Min. 19/32-inch (new or existing) or min. 15/32-inch (existing) APA rated plywood; 2 ft span; 8d ring shank nails, 6" o.c.	(Optional) One or more layers, any combination (Tread Safe = min. 2-inch thick insulation)	Drill-Tec XHD Fastener and Drill-Tec RhinoBond TPO XHD Plate or Drill-Tec RhinoBond TPO XHD Tread Safe Plate	24 x 32-inch grid (6 parts per 4x8 ft board)	EverGuard TPO induction welded with RhinoBond Portable Bonding Tool, per manufacturer's published instructions.	-60.0
W-61.	Min. 19/32-inch plywood or 1-inch wood plank over nominal No. 2 wood trusses; 2 ft span; 8d ring shank nails, 6" o.c. at edges and 12" o.c. at intermediate supports.	(Optional) One or more layers, any combination (Tread Safe = min. 2-inch thick insulation)	Drill-Tec #14 (min. 1-inch embedment into joist) and Drill-Tec RhinoBond TPO XHD Plate or Drill-Tec RhinoBond TPO XHD Tread Safe Plate through to wood supports	24-inch o.c. along wood supports, 24-inch o.c.	EverGuard TPO induction welded with RhinoBond Portable Bonding Tool, per manufacturer's published instructions.	-75.0
W-62.	Min. 19/32-inch plywood or 1-inch wood plank over nominal No. 2 wood trusses; 2 ft span; 8d ring shank nails, 6" o.c. at edges and 12" o.c. at intermediate supports.	(Optional) One or more layers, any combination (Tread Safe = min. 2-inch thick insulation)	Drill-Tec #14 (min. 1-inch embedment into joist) and Drill-Tec RhinoBond TPO XHD Plate or Drill-Tec RhinoBond TPO XHD Tread Safe Plate through to wood supports	18-inch o.c. along wood supports, 24-inch o.c.	EverGuard TPO induction welded with RhinoBond Portable Bonding Tool, per manufacturer's published instructions.	-82.5
W-63.	Min. 19/32-inch plywood or 1-inch wood plank over nominal No. 2 wood trusses; 2 ft span; 8d ring shank nails, 3" o.c.	(Optional) One or more layers, any combination (Tread Safe = min. 2-inch thick insulation)	Drill-Tec #14 (min. 1-inch embedment into joist) and Drill-Tec RhinoBond TPO XHD Plate or Drill-Tec RhinoBond TPO XHD Tread Safe Plate through to wood supports	9-inch o.c. along wood supports, 24-inch o.c.	EverGuard TPO induction welded with RhinoBond Portable Bonding Tool, per manufacturer's published instructions.	-90.0

**TABLE 1E: WOOD DECKS - NEW CONSTRUCTION, REROOF (TEAR-OFF) OR RECOVER
SYSTEM TYPE C-2: INDUCTION WELDED ROOF COVER**

System No.	Deck (Note 1)	Insulation (Note 13)	Attachment		Roof Cover	MDP (psf)
			Fastener (Note 11)	Spacing		
W-64.	Min. 19/32-inch plywood or 1-inch wood plank over nominal No. 2 wood trusses; 2 ft span; 8d ring shank nails, 3" o.c.	One or more layers, any combination, min. 1-inch (Tread Safe = min. 2-inch thick insulation)	Drill-Tec #14 (min. 1-inch embedment into joist) and Drill-Tec RhinoBond TPO XHD Plate or Drill-Tec RhinoBond TPO XHD Tread Safe Plate through to wood supports	9-inch o.c. along wood supports, 24-inch o.c.	EverGuard TPO induction welded with RhinoBond Portable Bonding Tool, per manufacturer's published instructions.	-105.0

**TABLE 1F: WOOD DECKS - NEW CONSTRUCTION, REROOF (TEAR-OFF) OR RECOVER
SYSTEM TYPE D-1: INSULATED, MECHANICALLY ATTACHED ROOF COVER**

System No.	Deck (Note 1)	Insulation (Note 13)		Separator Sheet (Optional)	Roof Cover			MDP (psf)
		Type	Attach (Note 5)		Membrane	Fastener	Attachment	
W-65.	Min. 19/32-inch plywood or 1-inch wood plank; 2 ft span; 8d common nails 6" o.c.	One or more layers, any combination	Prelim. attach	EverGuard Polymat Separation Layer (3 oz/yd ²) or Polymat Cushioning Layer (6 oz/yd ²)	EverGuard TPO	Drill-Tec #14 Fastener with Drill-Tec 2 in. Double Barbed XHD Plate	6-inch o.c. within 5.5-inch wide laps spaced 114.5-inch o.c. and sealed with a 1.75-inch heat weld.	-45.0
W-66.	Min. 19/32-inch plywood or 1-inch wood plank; 2 ft span; 8d common nails 6" o.c.	One or more layers, any combination	Prelim. attach	EverGuard Polymat Separation Layer (3 oz/yd ²) or Polymat Cushioning Layer (6 oz/yd ²)	EverGuard TPO	Drill-Tec #14 Fastener with Drill-Tec 2 in. Double Barbed XHD Plate	6-inch o.c. within 5-inch wide laps spaced 55-inch o.c. and sealed with a 1.75-inch heat weld.	-52.5
W-67.	Min. 19/32-inch (new or existing) or min. 15/32-inch (existing) plywood or 1-inch wood plank over No. 2 wood trusses; 2 ft span; 8d ring shank nails 6" o.c.	One or more layers, any combination	Prelim. attach	EverGuard Polymat Separation Layer (3 oz/yd ²) or Polymat Cushioning Layer (6 oz/yd ²)	EverGuard TPO	Drill-Tec #14 Fastener with Drill-Tec 2 in. Double Barbed XHD Plate fastened through deck to engage wood joists, minimum 1-inch embedment into joist	12-inch o.c. within 6-inch wide laps spaced 48-inch o.c. (over wood joists) and sealed with a 1.5-inch heat weld.	-52.5
W-68.	Min. 19/32-inch (new or existing) or min. 15/32-inch (existing) plywood or 1-inch wood plank over No. 2 wood trusses; 2 ft span; 8d ring shank nails 6" o.c.	One or more layers, any combination	Prelim. attach	EverGuard Polymat Separation Layer (3 oz/yd ²) or Polymat Cushioning Layer (6 oz/yd ²)	EverGuard TPO	Drill-Tec #14 Fastener with Drill-Tec 2 in. Double Barbed XHD Plate fastened through deck to engage wood joists, minimum 1.5-inch embedment into joist	6-inch o.c. within 6-inch wide laps spaced 48-inch o.c. (over wood joists) and sealed with a 1.5-inch heat weld.	-67.5
W-69.	Min. 19/32-inch (new or existing) or min. 15/32-inch (existing) plywood or 1-inch wood plank over No. 2 wood trusses; 2 ft span; 8d ring shank nails 6" o.c.	One or more layers, any combination	Prelim. attach	EverGuard Polymat Separation Layer (3 oz/yd ²) or Polymat Cushioning Layer (6 oz/yd ²)	EverGuard TPO	Drill-Tec #14 Fastener with Drill-Tec 2-3/4 in. Barbed SXHD Plate fastened through deck to engage wood joists, minimum 1-inch embedment into joist	12-inch o.c. within 6-inch wide laps spaced 48-inch o.c. (over wood joists) and sealed with a 1.5-inch heat weld.	-67.5

**TABLE 1G: WOOD DECKS – NEW CONSTRUCTION, REROOF (TEAR-OFF) OR RECOVER
SYSTEM TYPE D-2: INSULATED, MECHANICALLY ATTACHED BASE SHEET, BONDED ROOF COVER**

System No.	Deck (Note 1)	Insulation Layer(s) (Note 13)		Base or Anchor Sheet			Roof Cover (Note 15)	MDP (psf)
		Type	Attach	Base	Fastener (Note 11)	Attach		
W-70.	Min. 19/32-inch plywood or 1-inch wood plank; 2 ft span; 8d ring shank nails, 6" o.c. at edges and 6" o.c. at intermediate supports	One or more layers, any combination	Loose-laid	GAF StormSafe Anchor Sheet (Max. 48-inch wide)	Drill-Tec #14 Fastener with Drill-Tec 3" Steel Plate or Drill-Tec 3 in. Ribbed Galvalume Plate (Flat)	18-inch o.c. at min. 4-inch lap and 18-inch o.c. at two, equally spaced, staggered center rows	TPOFDM-SA	-45.0*
W-71.	Min. 19/32-inch plywood or 1-inch wood plank; 2 ft span; 8d ring shank nails, 6" o.c. at edges and 6" o.c. at intermediate supports	One or more layers, any combination	Loose-laid	GAF StormSafe Anchor Sheet (Max. 48-inch wide)	Drill-Tec #14 Fastener with Drill-Tec 3 in. Ribbed Galvalume Plate (Flat)	8-inch o.c. at min. 4-inch lap and 8-inch o.c. at two, equally spaced, staggered center rows	TPOFDM-SA	-60.0*

**TABLE 1H: WOOD DECKS - NEW CONSTRUCTION, REROOF (TEAR-OFF) OR RECOVER
SYSTEM TYPE E-1: NON-INSULATED, MECHANICALLY ATTACHED ROOF COVER**

System No.	Deck (Note 1)	Separator Sheet (Optional)	Roof Cover			MDP (psf)
			Membrane	Fastener (Note 11)	Attachment	
W-72.	Min. 19/32-inch plywood or 1-inch wood plank; 2 ft span; 8d common nails 6" o.c.	EverGuard Polymat Separation Layer (3 oz/yd2) or Polymat Cushioning Layer (6 oz/yd2)	EverGuard TPO	Drill-Tec #14 Fastener with Drill-Tec 2 in. Double Barbed XHD Plate	6-inch o.c. within 5.5-inch wide laps spaced 114.5-inch o.c. and sealed with a 1.75-inch heat weld.	-45.0
W-73.	Min. 19/32-inch plywood or 1-inch wood plank; 2 ft span; 8d common nails 6" o.c.	EverGuard Polymat Separation Layer (3 oz/yd2) or Polymat Cushioning Layer (6 oz/yd2)	EverGuard TPO	Drill-Tec #14 Fastener with Drill-Tec 2 in. Double Barbed XHD Plate	6-inch o.c. within 5-inch wide laps spaced 55-inch o.c. and sealed with a 1.75-inch heat weld.	-52.5
W-74.	Min. 19/32-inch (new or existing) or min. 15/32-inch (existing) APA rated plywood; 2 ft span; 8d ring shank nails, 6" o.c.	EverGuard Polymat Separation Layer (3 oz/yd2) or Polymat Cushioning Layer (6 oz/yd2)	EverGuard TPO	Drill-Tec XHD Fastener with Drill-Tec 2 in. Double Barbed XHD Plate	6-inch o.c. within 6-inch wide laps spaced 54-inch o.c. and sealed with a 1.5-inch heat weld.	-52.5
W-75.	Min. 19/32-inch (new or existing) or min. 15/32-inch (existing) plywood or 1-inch wood plank over No. 2 wood trusses; 2 ft span; 8d ring shank nails 6" o.c.	EverGuard Polymat Separation Layer (3 oz/yd2) or Polymat Cushioning Layer (6 oz/yd2)	EverGuard TPO	Drill-Tec #14 Fastener with Drill-Tec 2 in. Double Barbed XHD Plate fastened through deck to engage wood joists, minimum 1-inch embedment into joist	12-inch o.c. within 6-inch wide laps spaced 48-inch o.c. (over wood joists) and sealed with a 1.5-inch heat weld.	-60.0
W-76.	Min. 19/32-inch (new or existing) or min. 15/32-inch (existing) plywood or 1-inch wood plank over No. 2 wood trusses; 2 ft span; 8d ring shank nails 6" o.c.	EverGuard Polymat Separation Layer (3 oz/yd2) or Polymat Cushioning Layer (6 oz/yd2)	EverGuard TPO	Drill-Tec #14 Fastener with Drill-Tec 2 in. Double Barbed XHD Plate fastened through deck to engage wood joists, minimum 1.5-inch embedment into joist	6-inch o.c. within 6-inch wide laps spaced 48-inch o.c. (over wood joists) and sealed with a 1.5-inch heat weld.	-67.5
W-77.	Min. 19/32-inch (new or existing) or min. 15/32-inch (existing) plywood or 1-inch wood plank over No. 2 wood trusses; 2 ft span; 8d ring shank nails 6" o.c.	EverGuard Polymat Separation Layer (3 oz/yd2) or Polymat Cushioning Layer (6 oz/yd2)	EverGuard TPO	Drill-Tec #14 Fastener with Drill-Tec 2-3/4 in. Barbed SXHD Plate fastened through deck to engage wood joists, minimum 1-inch embedment into joist	12-inch o.c. within 6-inch wide laps spaced 48-inch o.c. (over wood joists) and sealed with a 1.5-inch heat weld.	-75.0

TABLE 1: WOOD DECKS – NEW CONSTRUCTION, REROOF (TEAR-OFF) OR RECOVER
SYSTEM TYPE E-2: NON-INSULATED, MECHANICALLY ATTACHED BASE SHEET, BONDED ROOF COVER

System No.	Deck (Note 1)	Base Sheet			Roof Cover (Note 15)		MDP (psf)
		Base	Fastener (Note 11)	Attach	Base	Cap	
EVERGUARD FREEDOM TPO:							
W-78.	Min. 19/32-inch plywood or 1-inch wood plank; 2 ft span; #8 screws 6" o.c.	GAF StormSafe Anchor Sheet (Max. 40-inch wide or lapped to produce max. 36-inch wide lap-to-lap spacing)	32 ga., 1-5/8-inch diameter tin caps with 11 ga. annular ring shank nails (new or reroof only; no recover)	9-inch o.c. at min. 4-inch lap and 9-inch o.c. at two, equally spaced, staggered center rows	None	TPOFDM-SA	-45.0
W-79.	Min. 19/32-inch plywood or 1-inch wood plank; 2 ft span; 8d ring shank nails, 6" o.c.	GAF StormSafe Anchor Sheet (Max. 48-inch wide)	32 ga., 1-5/8-inch diameter tin caps with 12 ga. x 1.25-inch annular ring shank nails (new or reroof only; no recover)	6-inch o.c. at min. 4-inch lap and 6-inch o.c. at two, equally spaced, staggered center rows	None	TPOFDM-SA	-45.0*
W-80.	Min. 19/32-inch plywood or 1-inch wood plank; 2 ft span; 8d ring shank nails, 6" o.c.	GAF StormSafe Anchor Sheet (Max. 48-inch wide)	Drill-Tec #14 Fastener with Drill-Tec 3 in. Ribbed Galvalume Plate (Flat) or Drill-Tec #14 HD Fastener with Drill-Tec 3" Flat Steel Plate	18-inch o.c. at min. 4-inch lap and 18-inch o.c. at two, equally spaced, staggered center rows	None	TPOFDM-SA	-45.0*
W-81.	Min. 19/32-inch plywood or 1-inch wood plank; 2 ft span; 8d ring shank nails, 6" o.c.	GAF StormSafe Anchor Sheet (Max. 48-inch wide)	Drill-Tec #14 Fastener with Drill-Tec 3 in. Ribbed Galvalume Plate (Flat) or Drill-Tec #14 HD Fastener with Drill-Tec 3" Flat Steel Plate	8-inch o.c. at min. 4-inch lap and 8-inch o.c. at two, equally spaced, staggered center rows	None	TPOFDM-SA	-67.5*
W-82.	Min. 19/32-inch plywood or 1-inch wood plank; 2 ft span; #10 screws 6" o.c.	GAF StormSafe Anchor Sheet (Max. 40-inch wide or lapped to produce max. 36-inch wide lap-to-lap spacing)	Drill-Tec #12 or #14 Fastener with Drill-Tec 3" Steel Plate or Drill-Tec 3 in. Ribbed Galvalume Plate (Flat) or Drill-Tec #14 HD Fastener with Drill-Tec 3" Flat Steel Plate	8-inch o.c. at min. 4-inch lap and 8-inch o.c. at three, equally spaced, staggered center rows	None	TPOFDM-SA	- 105.0 *
HYBRID SYSTEM:							
W-83.	Min. 15/32-inch plywood or 1-inch wood plank; 2 ft span; 8d ring shank nails 6" o.c.	GAFGLAS #75 Base Sheet, Tri-Ply #75 Base Sheet, GAFGLAS #80 Ultima Base Sheet, GAFGLAS Stratavent Nailable Venting Base Sheet, Ruberoid 20 Smooth	32 ga., 1-5/8-inch dia. tin caps with 12 ga. annular ring shank nails (new or reroof only; no recover)	8-inch o.c. at min. 4-inch laps and 8-inch o.c. in two, equally spaced, staggered center rows	(Optional) SBS-AA or SBS-TA	TPOFB-HA1 or TPOFB-HA2	-45.0
W-84.	Min. 19/32-inch plywood or 1-inch wood plank; 2 ft span; 8d ring shank nails 6" o.c.	GAFGLAS #80 Ultima Base Sheet, GAFGLAS Stratavent Nailable Venting Base Sheet, Ruberoid 20 Smooth	32 ga., 1-5/8-inch dia. tin caps with 12 ga. annular ring shank nails (new or reroof only; no recover)	9-inch o.c. at min. 4-inch laps and 9-inch o.c. in two, equally spaced, staggered center rows	(Optional) SBS-AA or SBS-TA	TPOFB-HA1 or TPOFB-HA2	-45.0
W-85.	Min. 15/32-inch plywood or 1-inch wood plank; 2 ft span; 8d ring shank nails 6" o.c.	GAFGLAS #75 Base Sheet, Tri-Ply #75 Base Sheet, GAFGLAS #80 Ultima Base Sheet, GAFGLAS Stratavent Nailable Venting Base Sheet, Ruberoid 20 Smooth	32 ga., 1-5/8-inch dia. tin caps with 12 ga. annular ring shank nails (new or reroof only; no recover)	6-inch o.c. at min. 4-inch laps and 6-inch o.c. in two, equally spaced, staggered center rows	(Optional) SBS-AA or SBS-TA	TPOFB-HA1 or TPOFB-HA2	-52.5
W-86.	Min. 15/32-inch plywood or 1-inch wood plank; 2 ft span; 8d ring shank nails 6" o.c.	GAFGLAS #75 Base Sheet, Tri-Ply #75 Base Sheet, GAFGLAS #80 Ultima Base Sheet, GAFGLAS Stratavent Nailable Venting Base Sheet, Ruberoid 20 Smooth	Note 2 (#14 ONLY)	16-inch o.c. at 4-inch laps and 16-inch o.c. in two, equally spaced, staggered center rows	(Optional) SBS-AA or SBS-TA	TPOFB-HA1 or TPOFB-HA2	-52.5
W-87.	Min. 15/32-inch plywood or 1-inch wood plank; 2 ft span; 8d ring shank nails 6" o.c.	GAFGLAS #75 Base Sheet, Tri-Ply #75 Base Sheet, GAFGLAS #80 Ultima Base Sheet, GAFGLAS Stratavent Nailable Venting Base Sheet, Ruberoid 20 Smooth	Note 2 (#14 ONLY)	12-inch o.c. at 4-inch laps and 12-inch o.c. in two, equally spaced, staggered center rows	(Optional) SBS-AA or SBS-TA	TPOFB-HA1 or TPOFB-HA2	-60.0
W-88.	Min. 19/32-inch plywood or 1-inch wood plank; 2 ft span; 8d ring shank nails 6" o.c.	GAFGLAS #80 Ultima Base Sheet, GAFGLAS Stratavent Nailable Venting Base Sheet, Ruberoid 20 Smooth	32 ga., 1-5/8-inch dia. tin caps with 12 ga. annular ring shank nails (new or reroof only; no recover)	8-inch o.c. at the 4-inch lap and 8-inch o.c. in three staggered center rows	(Optional) SBS-AA or SBS-TA	TPOFB-HA1 or TPOFB-HA2	-75.0

**TABLE 1: WOOD DECKS – NEW CONSTRUCTION, REROOF (TEAR-OFF) OR RECOVER
SYSTEM TYPE E-2: NON-INSULATED, MECHANICALLY ATTACHED BASE SHEET, BONDED ROOF COVER**

System No.	Deck (Note 1)	Base Sheet			Roof Cover (Note 15)		MDP (psf)
		Base	Fastener (Note 11)	Attach	Base	Cap	
W-89.	Min. 19/32-inch plywood or 1-inch wood plank; 2 ft span; 8d ring shank nails, 3" o.c.	GAFGLAS #75 Base Sheet, Tri-Ply #75 Base Sheet, GAFGLAS #80 Ultima Base Sheet, GAFGLAS Stratavent Nailable Venting Base Sheet, Ruberoid 20 Smooth	32 ga., 1-5/8-inch dia. tin caps with 11 ga. annular ring shank nails (new or reroof only; no recover)	4-inch o.c. at min. 2-inch laps and 4-inch o.c. at four (4), equally spaced, staggered center rows	SBS-AA or SBS-TA	TPOFB-HA1 or TPOFB-HA2	-97.5
W-90.	Min. 15/32-inch plywood or 1-inch wood plank; 2 ft span; 8d ring shank nails 6" o.c.	GAFGLAS #75 Base Sheet, Tri-Ply #75 Base Sheet, GAFGLAS #80 Ultima Base Sheet, GAFGLAS Stratavent Nailable Venting Base Sheet, Ruberoid 20 Smooth	Note 2 (#14 ONLY)	8-inch o.c. at 4-inch laps and 8-inch o.c. in three, equally spaced, staggered center rows	(Optional) SBS-AA or SBS-TA	TPOFB-HA1 or TPOFB-HA2	-97.5
W-91.	Min. 15/32-inch plywood or 1-inch wood plank; 2 ft span; 8d ring shank nails 6" o.c.	GAFGLAS #75 Base Sheet, Tri-Ply #75 Base Sheet, GAFGLAS #80 Ultima Base Sheet, GAFGLAS Stratavent Nailable Venting Base Sheet, Ruberoid 20 Smooth	32 ga., 1-5/8-inch dia. tin caps with 12 ga. annular ring shank nails (new or reroof only; no recover)	8-inch o.c. at min. 4-inch laps and 8-inch o.c. in two, equally spaced, staggered center rows	SBS-AA or SBS-TA	TPOFB-OB1, TPOFB-OB2, TPOFB-XF1 or TPOFB-XF2	-45.0
W-92.	Min. 19/32-inch plywood or 1-inch wood plank; 2 ft span; 8d ring shank nails 6" o.c.	GAFGLAS #80 Ultima Base Sheet, GAFGLAS Stratavent Nailable Venting Base Sheet, Ruberoid 20 Smooth	32 ga., 1-5/8-inch dia. tin caps with 12 ga. annular ring shank nails	9-inch o.c. at min. 4-inch laps and 9-inch o.c. in two, equally spaced, staggered center rows	SBS-AA or SBS-TA	TPOFB-OB1, TPOFB-OB2, TPOFB-XF1 or TPOFB-XF2	-45.0
W-93.	Min. 15/32-inch plywood or 1-inch wood plank; 2 ft span; 8d ring shank nails 6" o.c.	GAFGLAS #75 Base Sheet, Tri-Ply #75 Base Sheet, GAFGLAS #80 Ultima Base Sheet, GAFGLAS Stratavent Nailable Venting Base Sheet, Ruberoid 20 Smooth	32 ga., 1-5/8-inch dia. tin caps with 12 ga. annular ring shank nails (new or reroof only; no recover)	6-inch o.c. at min. 4-inch laps and 6-inch o.c. in two, equally spaced, staggered center rows	SBS-AA or SBS-TA	TPOFB-OB1, TPOFB-OB2, TPOFB-XF1 or TPOFB-XF2	-52.5
W-94.	Min. 15/32-inch plywood or 1-inch wood plank; 2 ft span; 8d ring shank nails 6" o.c.	GAFGLAS #75 Base Sheet, Tri-Ply #75 Base Sheet, GAFGLAS #80 Ultima Base Sheet, GAFGLAS Stratavent Nailable Venting Base Sheet, Ruberoid 20 Smooth	Note 2 (#14 ONLY)	16-inch o.c. at 4-inch laps and 16-inch o.c. in two, equally spaced, staggered center rows	SBS-AA or SBS-TA	TPOFB-OB1, TPOFB-OB2, TPOFB-XF1 or TPOFB-XF2	-52.5
W-95.	Min. 15/32-inch plywood or 1-inch wood plank; 2 ft span; 8d ring shank nails 6" o.c.	GAFGLAS #75 Base Sheet, Tri-Ply #75 Base Sheet, GAFGLAS #80 Ultima Base Sheet, GAFGLAS Stratavent Nailable Venting Base Sheet, Ruberoid 20 Smooth	Note 2 (#14 ONLY)	12-inch o.c. at 4-inch laps and 12-inch o.c. in two, equally spaced, staggered center rows	SBS-AA or SBS-TA	TPOFB-OB1, TPOFB-OB2, TPOFB-XF1 or TPOFB-XF2	-60.0
W-96.	Min. 19/32-inch plywood or 1-inch wood plank; 2 ft span; 8d ring shank nails 6" o.c.	GAFGLAS #80 Ultima Base Sheet, GAFGLAS Stratavent Nailable Venting Base Sheet, Ruberoid 20 Smooth	32 ga., 1-5/8-inch dia. tin caps with 12 ga. annular ring shank nails (new or reroof only; no recover)	8-inch o.c. at the 4-inch lap and 8-inch o.c. in three staggered center rows	SBS-AA or SBS-TA	TPOFB-OB1, TPOFB-OB2, TPOFB-XF1 or TPOFB-XF2	-75.0
W-97.	Min. 19/32-inch plywood or 1-inch wood plank; 2 ft span; 8d ring shank nails, 3" o.c.	GAFGLAS #75 Base Sheet, Tri-Ply #75 Base Sheet, GAFGLAS #80 Ultima Base Sheet, GAFGLAS Stratavent Nailable Venting Base Sheet, Ruberoid 20 Smooth	32 ga., 1-5/8-inch dia. tin caps with 11 ga. annular ring shank nails (new or reroof only; no recover)	4-inch o.c. at min. 2-inch laps and 4-inch o.c. at four (4), equally spaced, staggered center rows	SBS-AA or SBS-TA	TPOFB-XF1	-97.5
W-98.	Min. 15/32-inch plywood or 1-inch wood plank; 2 ft span; 8d ring shank nails 6" o.c.	GAFGLAS #75 Base Sheet, Tri-Ply #75 Base Sheet, GAFGLAS #80 Ultima Base Sheet, GAFGLAS Stratavent Nailable Venting Base Sheet, Ruberoid 20 Smooth	Note 2 (#14 ONLY)	8-inch o.c. at 4-inch laps and 8-inch o.c. in three, equally spaced, staggered center rows	SBS-AA or SBS-TA	TPOFB-XF1	-97.5

**TABLE 2A: STEEL DECKS - NEW CONSTRUCTION OR REROOF (TEAR-OFF)
SYSTEM TYPE A-1: BONDED INSULATION, BONDED ROOF COVER***

System No.	Deck (Note 1)	Insulation Layer		Roof Cover (Note 15)	MDP (psf)*
		Type	Attach (Notes 6,7,8)		
EVERGUARD TPO:					
S-1.	Min. 22 ga., type B, Grade 40 steel; 6 ft span; 5/8" puddle welds, 6" o.c.	Min. 1.5-inch EnergyGuard Polyiso Insulation	LRF-M or OB500, 6" o.c.	TPO-QSA or TPO-QSALV50	-82.5*
S-2.	Min. 22 ga., type B, Grade 40 steel; 6 ft span; 5/8" puddle welds, 6" o.c.	Min. 1.5-inch EnergyGuard Polyiso Insulation	LRF-M or OB500, 6" o.c.	TPO-1121, TPO-3SQ, TPO-6SQ or TPO-WB	-120.0*
EVERGUARD TPO FLEECE-BACK MEMBRANE IN SPATTER-APPLIED ADHESIVE:					
S-3.	Min. 22 ga., type B, Grade 40 steel; 6 ft span; 5/8" puddle welds, 6" o.c.	Min. 1.5-inch EnergyGuard Polyiso Insulation	LRF-M or OB500, 6" o.c.	TPOFB-OB1 or TPOFB-XF1	-120.0*

**TABLE 2B: STEEL OR STRUCTURAL CONCRETE DECKS - NEW CONSTRUCTION, REROOF (TEAR-OFF) OR RECOVER
SYSTEM TYPE B-1: MECHANICALLY ATTACHED BASE INSULATION, BONDED TOP INSULATION, BONDED ROOF COVER**

System No.	Deck † (Note 1)	Base Insulation Layer			Top Insulation Layer		Roof Cover (Note 15)	MDP (psf)
		Type	Fasten (Note 11)	Attach	Type	Attach (Notes 6,7,8)		
EVERGUARD FREEDOM TPO:								
S-4.	Min. 22 ga., Type B, Grade 33 steel or structural concrete	Min 1.5-inch EnergyGuard RA, EnergyGuard RH or EnergyGuard RN	Note 2	1 per 2.0 ft ²	Min. 0.25-inch SECUROCK Gypsum-Fiber Roof Board or SECUROCK Ultralight Coated Glass-Mat Roof Board	OB500	TPOFDM-SA	-45.0*
S-5.	Min. 22 ga., Type B, Grade 33 steel or structural concrete	Min 2-inch EnergyGuard RA, EnergyGuard RH or EnergyGuard RN	Note 2	1 per 4.0 ft ²	Min. 0.25-inch SECUROCK Gypsum-Fiber Roof Board or SECUROCK Ultralight Coated Glass-Mat Roof Board	OB500	TPOFDM-SA	-45.0*
S-6.	Min. 22 ga., Type B, Grade 33 steel or structural concrete	Min 1.5-inch EnergyGuard Polyiso Insulation or EnergyGuard Ultra Polyiso Insulation	Note 2	1 per 2.0 ft ²	Additional optional layers, min. 0.5-inch base insulation followed by Min. 0.25-inch SECUROCK Gypsum-Fiber Roof Board or SECUROCK Ultralight Coated Glass-Mat Roof Board	LRF-M or OB500	TPOFDM-SA	-45.0*
S-7.	Min. 22 ga., Type B, Grade 33 steel or structural concrete	Min 2-inch EnergyGuard Polyiso Insulation or EnergyGuard Ultra Polyiso Insulation	Note 2	1 per 4.0 ft ²	Additional optional layers, min. 0.5-inch base insulation followed by Min. 0.25-inch SECUROCK Gypsum-Fiber Roof Board or SECUROCK Ultralight Coated Glass-Mat Roof Board	LRF-M or OB500	TPOFDM-SA	-45.0*
S-8.	Min. 22 ga., Type B, Grade 33 steel or structural concrete	Min 1.5-inch EnergyGuard Polyiso Insulation or EnergyGuard Ultra Polyiso Insulation	Note 2	1 per 2.0 ft ²	Additional optional layers, min. 0.5-inch base insulation	LRF-M or OB500	TPOFDM-SA	-45.0*
S-9.	Min. 22 ga., Type B, Grade 33 steel or structural concrete	Min 2-inch EnergyGuard Polyiso Insulation or EnergyGuard Ultra Polyiso Insulation	Note 2	1 per 4.0 ft ²	Additional optional layers, min. 0.5-inch base insulation	LRF-M or OB500	TPOFDM-SA	-45.0*
S-10.	Min. 22 ga., Type B, Grade 33 steel; 6 ft spans, #12 HWH Tek 5, 6" o.c. or structural concrete	Min. 2-inch EnergyGuard RA EnergyGuard RN or EnergyGuard RH	Note 2	1 per 1.6 ft ²	Min. 0.25-inch SECUROCK Gypsum-Fiber Roof Board	OB500	TPOFDM-SA	-60.0
S-11.	Min. 22 ga., Type B, Grade 33 steel or structural concrete	Min 1.5-inch EnergyGuard RA or EnergyGuard RH	Note 2	1 per 2.0 ft ²	Min. 0.25-inch SECUROCK Gypsum-Fiber Roof Board	LRF-XF	TPOFDM-SA	-45.0*
S-12.	Min. 22 ga., Type B, Grade 33 steel or structural concrete	Min 2-inch EnergyGuard RA or EnergyGuard RH	Note 2	1 per 4.0 ft ²	Min. 0.25-inch SECUROCK Gypsum-Fiber Roof Board	LRF-XF	TPOFDM-SA	-45.0*

**TABLE 2B: STEEL OR STRUCTURAL CONCRETE DECKS - NEW CONSTRUCTION, REROOF (TEAR-OFF) OR RECOVER
SYSTEM TYPE B-1: MECHANICALLY ATTACHED BASE INSULATION, BONDED TOP INSULATION, BONDED ROOF COVER**

System No.	Deck ‡ (Note 1)	Base Insulation Layer			Top Insulation Layer		Roof Cover (Note 15)	MDP (psf)
		Type	Fasten (Note 11)	Attach	Type	Attach (Notes 6,7,8)		
S-13.	Min. 22 ga., Type B, Grade 33 steel or structural concrete	Min 1.5-inch EnergyGuard Polyiso Insulation or EnergyGuard Ultra Polyiso Insulation	Note 2	1 per 2.0 ft ²	Additional optional layers, min. 0.5-inch base insulation followed by Min. 0.25-inch SECUROCK Gypsum-Fiber Roof Board	LRF-XF	TPOFDM-SA	-45.0*
S-14.	Min. 22 ga., Type B, Grade 33 steel or structural concrete	Min 2-inch EnergyGuard Polyiso Insulation or EnergyGuard Ultra Polyiso Insulation	Note 2	1 per 4.0 ft ²	Additional optional layers, min. 0.5-inch base insulation followed by Min. 0.25-inch SECUROCK Gypsum-Fiber Roof Board	LRF-XF	TPOFDM-SA	-45.0*
S-15.	Min. 22 ga., Type B, Grade 33 steel or structural concrete	Min 1.5-inch EnergyGuard Polyiso Insulation or EnergyGuard Ultra Polyiso Insulation	Note 2	1 per 2.0 ft ²	Additional optional layers, min. 0.5-inch base insulation	LRF-XF	TPOFDM-SA	-45.0*
S-16.	Min. 22 ga., Type B, Grade 33 steel or structural concrete	Min 2-inch EnergyGuard Polyiso Insulation or EnergyGuard Ultra Polyiso Insulation	Note 2	1 per 4.0 ft ²	Additional optional layers, min. 0.5-inch base insulation	LRF-XF	TPOFDM-SA	-45.0*
S-17.	Min. 22 ga., Type B, Grade 33 steel; 6 ft spans, #12 HWH Tek 5, 6" o.c. or structural concrete	Min. 2-inch EnergyGuard RA or EnergyGuard RH	Note 2	1 per 1.6 ft ²	Min. 0.25-inch SECUROCK Gypsum-Fiber Roof Board	LRF-XF	TPOFDM-SA	-60.0
EVERGUARD SA TPO:								
S-18.	Min. 22 ga., Type B, Grade 33 steel or min. 2,500 psi structural concrete	Min 1.5-inch EnergyGuard RA, EnergyGuard RH or EnergyGuard RN	Note 2	1 per 2.0 ft ²	Min. 0.25-inch SECUROCK Gypsum-Fiber Roof Board	OB500	TPO-SA	-45.0*
S-19.	Min. 22 ga., Type B, Grade 33 steel or min. 2,500 psi structural concrete	Min 2-inch EnergyGuard RA, EnergyGuard RH or EnergyGuard RN	Note 2	1 per 4.0 ft ²	Min. 0.25-inch SECUROCK Gypsum-Fiber Roof Board	OB500	TPO-SA	-45.0*
S-20.	Min. 22 ga., Type B, Grade 33 steel or min. 2,500 psi structural concrete	Min 1.5-inch EnergyGuard Polyiso Insulation or EnergyGuard Ultra Polyiso Insulation	Note 2	1 per 2.0 ft ²	Additional optional layers, min. 0.5-inch base insulation followed by Min. 0.25-inch SECUROCK Gypsum-Fiber Roof Board	LRF-M or OB500	TPO-SA	-45.0*
S-21.	Min. 22 ga., Type B, Grade 33 steel or min. 2,500 psi structural concrete	Min 2-inch EnergyGuard Polyiso Insulation or EnergyGuard Ultra Polyiso Insulation	Note 2	1 per 4.0 ft ²	Additional optional layers, min. 0.5-inch base insulation followed by Min. 0.25-inch SECUROCK Gypsum-Fiber Roof Board	LRF-M or OB500	TPO-SA	-45.0*
S-22.	Min. 22 ga., Type B, Grade 33 steel or min. 2,500 psi structural concrete	Min 1.5-inch EnergyGuard Polyiso Insulation or EnergyGuard Ultra Polyiso Insulation	Note 2	1 per 2.0 ft ²	Additional layers, min. 0.5-inch EnergyGuard Polyiso Insulation	LRF-M or OB500	TPO-SA	-45.0*
S-23.	Min. 22 ga., Type B, Grade 33 steel or min. 2,500 psi structural concrete	Min 2-inch EnergyGuard Polyiso Insulation or EnergyGuard Ultra Polyiso Insulation	Note 2	1 per 4.0 ft ²	Additional layers, min. 0.5-inch EnergyGuard Polyiso Insulation	LRF-M or OB500	TPO-SA	-45.0*
S-24.	Min. 22 ga., Type B, Grade 33 steel; 6 ft spans, #12 HWH Tek 5, 6" o.c. or structural concrete	Min 2-inch EnergyGuard Polyiso Insulation, EnergyGuard RH	Note 2	1 per 2.0 ft ²	Min. 0.25-inch SECUROCK Gypsum-Fiber Roof Board	LRF-M or OB500	TPO-SA	-52.5

TABLE 2B: STEEL OR STRUCTURAL CONCRETE DECKS - NEW CONSTRUCTION, REROOF (TEAR-OFF) OR RECOVER
SYSTEM TYPE B-1: MECHANICALLY ATTACHED BASE INSULATION, BONDED TOP INSULATION, BONDED ROOF COVER

System No.	Deck ‡ (Note 1)	Base Insulation Layer			Top Insulation Layer		Roof Cover (Note 15)	MDP (psf)
		Type	Fasten (Note 11)	Attach	Type	Attach (Notes 6,7,8)		
S-25.	Min. 22 ga., Type B, Grade 33 steel; 6 ft spans, #12 HWH Tekes 5, 6" o.c. or structural concrete	Min. 2-inch EnergyGuard RA EnergyGuard RN or EnergyGuard RH	Note 2	1 per 1.6 ft ²	Min. 0.25-inch SECUROCK Gypsum-Fiber Roof Board	OB500	TPO-SA	-60.0
S-26.	Min. 22 ga., Type B, Grade 33 steel or min. 2,500 psi structural concrete	Min 1.5-inch EnergyGuard RA or EnergyGuard RH	Note 2	1 per 2.0 ft ²	Min. 0.25-inch SECUROCK Gypsum-Fiber Roof Board	LRF-XF	TPO-SA	-45.0*
S-27.	Min. 22 ga., Type B, Grade 33 steel or min. 2,500 psi structural concrete	Min 2-inch EnergyGuard RA or EnergyGuard RH	Note 2	1 per 4.0 ft ²	Min. 0.25-inch SECUROCK Gypsum-Fiber Roof Board	LRF-XF	TPO-SA	-45.0*
S-28.	Min. 22 ga., Type B, Grade 33 steel or min. 2,500 psi structural concrete	Min 1.5-inch EnergyGuard Polyiso Insulation or EnergyGuard Ultra Polyiso Insulation	Note 2	1 per 2.0 ft ²	Additional optional layers, min. 0.5-inch base insulation followed by Min. 0.25-inch SECUROCK Gypsum-Fiber Roof Board	LRF-XF	TPO-SA	-45.0*
S-29.	Min. 22 ga., Type B, Grade 33 steel or min. 2,500 psi structural concrete	Min 2-inch EnergyGuard Polyiso Insulation or EnergyGuard Ultra Polyiso Insulation	Note 2	1 per 4.0 ft ²	Additional optional layers, min. 0.5-inch base insulation followed by Min. 0.25-inch SECUROCK Gypsum-Fiber Roof Board	LRF-XF	TPO-SA	-45.0*
S-30.	Min. 22 ga., Type B, Grade 33 steel or min. 2,500 psi structural concrete	Min 1.5-inch EnergyGuard Polyiso Insulation or EnergyGuard Ultra Polyiso Insulation	Note 2	1 per 2.0 ft ²	Additional layers, min. 0.5-inch EnergyGuard Polyiso Insulation	LRF-XF	TPO-SA	-45.0*
S-31.	Min. 22 ga., Type B, Grade 33 steel or min. 2,500 psi structural concrete	Min 2-inch EnergyGuard Polyiso Insulation or EnergyGuard Ultra Polyiso Insulation	Note 2	1 per 4.0 ft ²	Additional layers, min. 0.5-inch EnergyGuard Polyiso Insulation	LRF-XF	TPO-SA	-45.0*
S-32.	Min. 22 ga., Type B, Grade 33 steel; 6 ft spans, #12 HWH Tekes 5, 6" o.c. or structural concrete	Min 2-inch EnergyGuard Polyiso Insulation, EnergyGuard RH	Note 2	1 per 2.0 ft ²	Min. 0.25-inch SECUROCK Gypsum-Fiber Roof Board	LRF-XF	TPO-SA	-52.5
S-33.	Min. 22 ga., Type B, Grade 33 steel; 6 ft spans, #12 HWH Tekes 5, 6" o.c. or structural concrete	Min. 2-inch EnergyGuard RA or EnergyGuard RH	Note 2	1 per 1.6 ft ²	Min. 0.25-inch SECUROCK Gypsum-Fiber Roof Board	LRF-XF	TPO-SA	-60.0
EVERGUARD TPO:								
S-34.	Min. 22 ga., Type B, Grade 33 steel or structural concrete	Min. 1.5-inch EnergyGuard RA or EnergyGuard RN	Note 2	1 per 2.0 ft ²	Additional layers of base insulation	Hot asphalt	TPO-1121, TPO-3SQ or TPO-WB	-45.0*
S-35.	Min. 22 ga., Type B, Grade 33 steel or structural concrete	Min. 2-inch EnergyGuard RA or EnergyGuard RN	Note 2	1 per 4.0 ft ²	Additional layers of base insulation	Hot asphalt	TPO-1121, TPO-3SQ or TPO-WB	-45.0*
S-36.	Min. 22 ga., Type B, Grade 33 steel or structural concrete	Min. 1.5-inch EnergyGuard Polyiso Insulation, EnergyGuard Ultra	Note 2	1 per 2.0 ft ²	One or more layers of Base Insulation or min. 0.5-inch thick DensDeck or DEXcell FA Glass Mat Roof Board	OB500	TPO-1121 or TPO-3SQ	-45.0*
S-37.	Min. 22 ga., Type B, Grade 33 steel or structural concrete	Min. 0.5-inch DensDeck	Note 2	1 per 2.0 ft ²	One or more layers, min. 1.5-inch EnergyGuard Polyiso Insulation, EnergyGuard Ultra	OB500	TPO-1121, TPO-3SQ or TPO-WB	-45.0*

**TABLE 2B: STEEL OR STRUCTURAL CONCRETE DECKS - NEW CONSTRUCTION, REROOF (TEAR-OFF) OR RECOVER
SYSTEM TYPE B-1: MECHANICALLY ATTACHED BASE INSULATION, BONDED TOP INSULATION, BONDED ROOF COVER**

System No.	Deck ‡ (Note 1)	Base Insulation Layer			Top Insulation Layer		Roof Cover (Note 15)	MDP (psf)
		Type	Fasten (Note 11)	Attach	Type	Attach (Notes 6,7,8)		
S-38.	Min. 22 ga., Type B, Grade 33 steel or structural concrete	Min. 1.5-inch EnergyGuard Polyiso Insulation, EnergyGuard Ultra Polyiso Insulation, EnergyGuard RA, EnergyGuard RH or EnergyGuard RN	Note 2	1 per 2.0 ft ²	Min. 0.5-inch Fiber Base HD1, Fiber Base HD6	OB500	TPO-WB	-45.0*
S-39.	Min. 22 ga., Type B, Grade 33 steel or structural concrete	Min. 1.5-inch EnergyGuard RA, EnergyGuard RH or EnergyGuard RN	Note 2	1 per 2.0 ft ²	Min. 0.5-inch Structodek High Density Fiberboard Roof Insulation	OB500	TPO-1121, TPO-3SQ or TPO-6SQ	-45.0*
S-40.	Min. 22 ga., Type B, Grade 33 steel or structural concrete	Min 1.5-inch EnergyGuard Polyiso Insulation or EnergyGuard Ultra Polyiso Insulation	Note 2	1 per 2.0 ft ²	Additional optional layers, min. 0.5-inch base insulation followed by Min. 0.5-inch Structodek High Density Fiberboard Roof Insulation	LRF-M or OB500	TPO-1121, TPO-3SQ or TPO-6SQ	-45.0*
S-41.	Min. 22 ga., Type B, Grade 33 steel or structural concrete	Min 2-inch EnergyGuard Polyiso Insulation or EnergyGuard Ultra Polyiso Insulation	Note 2	1 per 4.0 ft ²	Additional optional layers, min. 0.5-inch base insulation followed by Min. 0.5-inch Structodek High Density Fiberboard Roof Insulation	LRF-M or OB500	TPO-1121, TPO-3SQ or TPO-6SQ	-45.0*
S-42.	Min. 22 ga., Type B, Grade 33 steel or structural concrete	Min 1.5-inch EnergyGuard RA, EnergyGuard RH or EnergyGuard RN	Note 2	1 per 2.0 ft ²	Min. 0.25-inch DensDeck Prime, DEXcell FA Glass Mat Roof Board or SECUROCK Gypsum-Fiber Roof Board	OB500	TPO-1121, TPO-3SQ, TPO-6SQ or TPO-WB	-45.0*
S-43.	Min. 22 ga., Type B, Grade 33 steel or structural concrete	Min 2-inch EnergyGuard RA, EnergyGuard RH or EnergyGuard RN	Note 2	1 per 4.0 ft ²	Min. 0.25-inch DensDeck Prime, DEXcell FA Glass Mat Roof Board or SECUROCK Gypsum-Fiber Roof Board	OB500	TPO-1121, TPO-3SQ, TPO-6SQ or TPO-WB	-45.0*
S-44.	Min. 22 ga., Type B, Grade 33 steel or structural concrete	Min 1.5-inch EnergyGuard Polyiso Insulation or EnergyGuard Ultra Polyiso Insulation	Note 2	1 per 2.0 ft ²	Additional optional layers, min. 0.5-inch base insulation followed by Min. 0.25-inch DensDeck Prime, DEXcell FA Glass Mat Roof Board or SECUROCK Gypsum-Fiber Roof Board	LRF-M or OB500	TPO-1121, TPO-3SQ, TPO-6SQ or TPO-WB	-45.0*
S-45.	Min. 22 ga., Type B, Grade 33 steel or structural concrete	Min 2-inch EnergyGuard Polyiso Insulation or EnergyGuard Ultra Polyiso Insulation	Note 2	1 per 4.0 ft ²	Additional optional layers, min. 0.5-inch base insulation followed by Min. 0.25-inch DensDeck Prime, DEXcell FA Glass Mat Roof Board or SECUROCK Gypsum-Fiber Roof Board	LRF-M or OB500	TPO-1121, TPO-3SQ, TPO-6SQ or TPO-WB	-45.0*
S-46.	Min. 22 ga., Type B, Grade 33 steel or min. 2,500 psi structural concrete	Min 1.5-inch EnergyGuard Polyiso Insulation or EnergyGuard Ultra Polyiso Insulation	Note 2	1 per 2.0 ft ²	Additional optional layers, min. 1.5-inch base insulation followed by 0.5-inch EnergyGuard HD Polyiso Cover Board or EnergyGuard HD Plus Polyiso Cover Board or min. 1.5-inch EnergyGuard Polyiso-HD Composite Insulation or Ultra HD Composite Insulation	LRF-M or OB500	TPO-1121, TPO-3SQ, TPO-6SQ or TPO-WB	-45.0*
S-47.	Min. 22 ga., Type B, Grade 33 steel or min. 2,500 psi structural concrete	Min 2-inch EnergyGuard Polyiso Insulation or EnergyGuard Ultra Polyiso Insulation	Note 2	1 per 4.0 ft ²	Additional optional layers, min. 1.5-inch base insulation followed by 0.5-inch EnergyGuard HD Polyiso Cover Board or EnergyGuard HD Plus Polyiso Cover Board or min. 1.5-inch EnergyGuard Polyiso-HD Composite Insulation or Ultra HD Composite Insulation	LRF-M or OB500	TPO-1121, TPO-3SQ, TPO-6SQ or TPO-WB	-45.0*
S-48.	Min. 22 ga., Type B, Grade 33 steel or structural concrete	Min 1.5-inch EnergyGuard Polyiso Insulation or EnergyGuard Ultra Polyiso Insulation	Note 2	1 per 2.0 ft ²	Additional optional layers, min. 0.5-inch base insulation	LRF-M or OB500	TPO-1121, TPO-3SQ, TPO-6SQ or TPO-WB	-45.0*
S-49.	Min. 22 ga., Type B, Grade 33 steel or structural concrete	Min 2-inch EnergyGuard Polyiso Insulation or EnergyGuard Ultra Polyiso Insulation	Note 2	1 per 4.0 ft ²	Additional optional layers, min. 0.5-inch base insulation	LRF-M or OB500	TPO-1121, TPO-3SQ, TPO-6SQ or TPO-WB	-45.0*

**TABLE 2B: STEEL OR STRUCTURAL CONCRETE DECKS - NEW CONSTRUCTION, REROOF (TEAR-OFF) OR RECOVER
SYSTEM TYPE B-1: MECHANICALLY ATTACHED BASE INSULATION, BONDED TOP INSULATION, BONDED ROOF COVER**

System No.	Deck † (Note 1)	Base Insulation Layer			Top Insulation Layer		Roof Cover (Note 15)	MDP (psf)
		Type	Fasten (Note 11)	Attach	Type	Attach (Notes 6,7,8)		
S-50.	Min. 22 ga., Type B, Grade 33 steel; 6 ft spans, #12 HWH Tekes 5, 6" o.c. or structural concrete	Min. 2-inch EnergyGuard RA, EnergyGuard RH or EnergyGuard RN	Note 2	1 per 1.6 ft ²	Min. 0.25-inch SECUROCK Gypsum-Fiber Roof Board	OB500	TPO-1121, TPO-3SQ, TPO-6SQ or TPO-WB	-60.0
S-51.	Min. 22 ga., Type B, Grade 33 steel; 6 ft spans, #12 HWH Tekes 5, 6" o.c. or structural concrete	Min. 2-inch EnergyGuard Polyiso Insulation, EnergyGuard RA, EnergyGuard RH or EnergyGuard RN	Note 2	1 per 1.3 ft ²	Min. 0.25-inch SECUROCK Gypsum-Fiber Roof Board	OB500	TPO-1121, TPO-3SQ, TPO-6SQ or TPO-WB	-60.0
S-52.	Min. 22 ga., Type B, Grade 80 steel; 6 ft spans, two (2) #12 HWH Tekes 5, 6" o.c. or structural concrete	Min. 3-inch EnergyGuard Polyiso Insulation or EnergyGuard Ultra	Note 2	1 per 1.0 ft ²	Min. 0.25-inch SECUROCK Gypsum-Fiber Roof Board	OB500, 4-inch o.c.	TPO-1121	-120.0
S-53.	Min. 22 ga., Type B, Grade 33 steel; 6 ft spans, #12 HWH Tekes 5, 6" o.c. or structural concrete	Min. 2-inch EnergyGuard Polyiso Insulation, EnergyGuard RA or EnergyGuard RN	Note 2	1 per 1.3 ft ²	Min. 0.25-inch SECUROCK Gypsum-Fiber Roof Board	LRF-M	TPO-1121, TPO-3SQ, TPO-6SQ or TPO-WB	-60.0
S-54.	Min. 22 ga., Type B, Grade 33 steel or min. 2,500 psi structural concrete	Min 1.5-inch EnergyGuard RA or EnergyGuard RH	Note 2	1 per 2.0 ft ²	Min. 0.25-inch DensDeck Prime, DEXcell FA Glass Mat Roof Board or SECUROCK Gypsum-Fiber Roof Board	LRF-XF	TPO-1121, TPO-3SQ, TPO-6SQ or TPO-WB	-45.0*
S-55.	Min. 22 ga., Type B, Grade 33 steel or min. 2,500 psi structural concrete	Min 2-inch EnergyGuard RA or EnergyGuard RH	Note 2	1 per 4.0 ft ²	Min. 0.25-inch DensDeck Prime, DEXcell FA Glass Mat Roof Board or SECUROCK Gypsum-Fiber Roof Board	LRF-XF	TPO-1121, TPO-3SQ, TPO-6SQ or TPO-WB	-45.0*
S-56.	Min. 22 ga., Type B, Grade 33 steel or min. 2,500 psi structural concrete	Min 1.5-inch EnergyGuard Polyiso Insulation or EnergyGuard Ultra Polyiso Insulation	Note 2	1 per 2.0 ft ²	Additional optional layers, min. 0.5-inch base insulation followed by Min. 0.25-inch DensDeck Prime, DEXcell FA Glass Mat Roof Board or SECUROCK Gypsum-Fiber Roof Board	LRF-XF	TPO-1121, TPO-3SQ, TPO-6SQ or TPO-WB	-45.0*
S-57.	Min. 22 ga., Type B, Grade 33 steel or min. 2,500 psi structural concrete	Min 2-inch EnergyGuard Polyiso Insulation or EnergyGuard Ultra Polyiso Insulation	Note 2	1 per 4.0 ft ²	Additional optional layers, min. 0.5-inch base insulation followed by Min. 0.25-inch DensDeck Prime, DEXcell FA Glass Mat Roof Board or SECUROCK Gypsum-Fiber Roof Board	LRF-XF	TPO-1121, TPO-3SQ, TPO-6SQ or TPO-WB	-45.0*
S-58.	Min. 22 ga., Type B, Grade 33 steel or min. 2,500 psi structural concrete	Min 1.5-inch EnergyGuard Polyiso Insulation or EnergyGuard Ultra Polyiso Insulation	Note 2	1 per 2.0 ft ²	Additional optional layers, min. 1.5-inch base insulation followed by 0.5-inch EnergyGuard HD Polyiso Cover Board or EnergyGuard HD Plus Polyiso Cover Board or min. 1.5-inch EnergyGuard Polyiso-HD Composite Insulation or Ultra HD Composite Insulation	LRF-XF	TPO-1121, TPO-3SQ, TPO-6SQ or TPO-WB	-45.0*
S-59.	Min. 22 ga., Type B, Grade 33 steel or min. 2,500 psi structural concrete	Min 2-inch EnergyGuard Polyiso Insulation or EnergyGuard Ultra Polyiso Insulation	Note 2	1 per 4.0 ft ²	Additional optional layers, min. 1.5-inch base insulation followed by 0.5-inch EnergyGuard HD Polyiso Cover Board or EnergyGuard HD Plus Polyiso Cover Board or min. 1.5-inch EnergyGuard Polyiso-HD Composite Insulation or Ultra HD Composite Insulation	LRF-XF	TPO-1121, TPO-3SQ, TPO-6SQ or TPO-WB	-45.0*

TABLE 2B: STEEL OR STRUCTURAL CONCRETE DECKS - NEW CONSTRUCTION, REROOF (TEAR-OFF) OR RECOVER
SYSTEM TYPE B-1: MECHANICALLY ATTACHED BASE INSULATION, BONDED TOP INSULATION, BONDED ROOF COVER

System No.	Deck † (Note 1)	Base Insulation Layer			Top Insulation Layer		Roof Cover (Note 15)	MDP (psf)
		Type	Fasten (Note 11)	Attach	Type	Attach (Notes 6,7,8)		
S-60.	Min. 22 ga., Type B, Grade 33 steel or min. 2,500 psi structural concrete	Min 1.5-inch EnergyGuard Polyiso Insulation or EnergyGuard Ultra Polyiso Insulation	Note 2	1 per 2.0 ft ²	Additional optional layers, min. 0.5-inch base insulation	LRF-XF	TPO-1121, TPO-3SQ, TPO-6SQ or TPO-WB	-45.0*
S-61.	Min. 22 ga., Type B, Grade 33 steel or min. 2,500 psi structural concrete	Min 2-inch EnergyGuard Polyiso Insulation or EnergyGuard Ultra Polyiso Insulation	Note 2	1 per 4.0 ft ²	Additional optional layers, min. 0.5-inch base insulation	LRF-XF	TPO-1121, TPO-3SQ, TPO-6SQ or TPO-WB	-45.0*
S-62.	Min. 22 ga., Type B, Grade 33 steel; 6 ft spans, #12 HWH Tek 5, 6" o.c. or structural concrete	Min. 2-inch EnergyGuard RA or EnergyGuard RH	Note 2	1 per 1.6 ft ²	Min. 0.25-inch SECUROCK Gypsum-Fiber Roof Board	LRF-XF	TPO-1121, TPO-3SQ, TPO-6SQ or TPO-WB	-60.0
S-63.	Min. 22 ga., Type B, Grade 33 steel; 6 ft spans, #12 HWH Tek 5, 6" o.c. or structural concrete	Min. 2-inch EnergyGuard Polyiso Insulation, EnergyGuard RA or EnergyGuard RH	Note 2	1 per 1.3 ft ²	Min. 0.25-inch SECUROCK Gypsum-Fiber Roof Board	LRF-XF	TPO-1121, TPO-3SQ, TPO-6SQ or TPO-WB	-60.0
EVERGUARD TPO / EVERGUARD TPO QUICK SPRAY OR EVERGUARD TPO QUICK SPRAY LV 50:								
S-64.	Min. 22 ga., Type B, Grade 33 steel or structural concrete	Min. 1.5-inch EnergyGuard RA	Note 2	1 per 3.2 ft ²	Min. 0.25-inch DensDeck Prime, DEXcell FA Glass Mat Roof Board or SECUROCK Gypsum-Fiber Roof Board	OB500	TPO-QSA or TPO-QSALV50	-37.5*
S-65.	Min. 22 ga., Type B, Grade 33 steel or structural concrete	Min. 0.5-inch DensDeck	Note 2	1 per 2.0 ft ²	One or more layers, min. 1.5-inch EnergyGuard Polyiso Insulation	OB500	TPO-QSA or TPO-QSALV50	-45.0*
S-66.	Min. 22 ga., Type B, Grade 33 steel or structural concrete	Min 1.5-inch EnergyGuard RA, EnergyGuard RH or EnergyGuard RN	Note 2	1 per 2.0 ft ²	Min. 0.25-inch DensDeck Prime, DEXcell FA Glass Mat Roof Board or SECUROCK Gypsum-Fiber Roof Board	OB500	TPO-QSA or TPO-QSALV50	-45.0*
S-67.	Min. 22 ga., Type B, Grade 33 steel or structural concrete	Min 2-inch EnergyGuard RA, EnergyGuard RH or EnergyGuard RN	Note 2	1 per 4.0 ft ²	Min. 0.25-inch DensDeck Prime, DEXcell FA Glass Mat Roof Board or SECUROCK Gypsum-Fiber Roof Board	OB500	TPO-QSA or TPO-QSALV50	-45.0*
S-68.	Min. 22 ga., Type B, Grade 33 steel or structural concrete	Min 1.5-inch EnergyGuard Polyiso Insulation or EnergyGuard Ultra Polyiso Insulation	Note 2	1 per 2.0 ft ²	Additional optional layers, min. 0.5-inch base insulation followed by Min. 0.25-inch DensDeck Prime, DEXcell FA Glass Mat Roof Board or SECUROCK Gypsum-Fiber Roof Board	LRF-M or OB500	TPO-QSA or TPO-QSALV50	-45.0*
S-69.	Min. 22 ga., Type B, Grade 33 steel or structural concrete	Min 2-inch EnergyGuard Polyiso Insulation or EnergyGuard Ultra Polyiso Insulation	Note 2	1 per 4.0 ft ²	Additional optional layers, min. 0.5-inch base insulation followed by Min. 0.25-inch DensDeck Prime, DEXcell FA Glass Mat Roof Board or SECUROCK Gypsum-Fiber Roof Board	LRF-M or OB500	TPO-QSA or TPO-QSALV50	-45.0*
S-70.	Min. 22 ga., Type B, Grade 33 steel or min. 2,500 psi structural concrete	Min 1.5-inch EnergyGuard Polyiso Insulation or EnergyGuard Ultra Polyiso Insulation	Note 2	1 per 2.0 ft ²	Additional optional layers, min. 1.5-inch base insulation followed by 0.5-inch EnergyGuard HD Polyiso Cover Board or EnergyGuard HD Plus Polyiso Cover Board or min. 1.5-inch EnergyGuard Polyiso-HD Composite Insulation or Ultra HD Composite Insulation	LRF-M or OB500	TPO-QSA or TPO-QSALV50	-45.0*

TABLE 2B: STEEL OR STRUCTURAL CONCRETE DECKS - NEW CONSTRUCTION, REROOF (TEAR-OFF) OR RECOVER
SYSTEM TYPE B-1: MECHANICALLY ATTACHED BASE INSULATION, BONDED TOP INSULATION, BONDED ROOF COVER

System No.	Deck ‡ (Note 1)	Base Insulation Layer			Top Insulation Layer		Roof Cover (Note 15)	MDP (psf)
		Type	Fasten (Note 11)	Attach	Type	Attach (Notes 6,7,8)		
S-71.	Min. 22 ga., Type B, Grade 33 steel or min. 2,500 psi structural concrete	Min 2-inch EnergyGuard Polyiso Insulation or EnergyGuard Ultra Polyiso Insulation	Note 2	1 per 4.0 ft ²	Additional optional layers, min. 1.5-inch base insulation followed by 0.5-inch EnergyGuard HD Polyiso Cover Board or EnergyGuard HD Plus Polyiso Cover Board or min. 1.5-inch EnergyGuard Polyiso-HD Composite Insulation or Ultra HD Composite Insulation	LRF-M or OB500	TPO-QSA or TPO-QSALV50	-45.0*
S-72.	Min. 22 ga., Type B, Grade 33 steel or structural concrete	Min 1.5-inch EnergyGuard Polyiso Insulation	Note 2	1 per 2.0 ft ²	Additional optional layers, min. 0.5-inch base insulation	LRF-M or OB500	TPO-QSA or TPO-QSALV50	-45.0*
S-73.	Min. 22 ga., Type B, Grade 33 steel or structural concrete	Min 2-inch EnergyGuard Polyiso Insulation	Note 2	1 per 4.0 ft ²	Additional optional layers, min. 0.5-inch base insulation	LRF-M or OB500	TPO-QSA or TPO-QSALV50	-45.0*
S-74.	Min. 22 ga., Type B, Grade 33 steel; 6 ft spans, #12 HWH Tek 5, 6" o.c. or structural concrete	Min. 2-inch EnergyGuard RA, EnergyGuard RH or EnergyGuard RN	Note 2	1 per 1.6 ft ²	Min. 0.25-inch SECUROCK Gypsum-Fiber Roof Board	OB500	TPO-QSA or TPO-QSALV50	-60.0
S-75.	Min. 22 ga., Type B, Grade 33 steel; 6 ft spans, #12 HWH Tek 5, 6" o.c. or structural concrete	Min. 2-inch EnergyGuard Polyiso Insulation, EnergyGuard RA, EnergyGuard RH or EnergyGuard RN	Note 2	1 per 1.3 ft ²	Min. 0.25-inch SECUROCK Gypsum-Fiber Roof Board	OB500	TPO-QSA or TPO-QSALV50	-60.0
S-76.	Min. 22 ga., Type B, Grade 33 steel; 6 ft spans, #12 HWH Tek 5, 6" o.c. or structural concrete	Min. 2-inch EnergyGuard Polyiso Insulation, EnergyGuard RA or EnergyGuard RN	Note 2	1 per 1.3 ft ²	Min. 0.25-inch SECUROCK Gypsum-Fiber Roof Board	LRF-M	TPO-QSA or TPO-QSALV50	-60.0
S-77.	Min. 22 ga., Type B, Grade 80 steel; 6 ft spans, two (2) #12 HWH Tek 5, 6" o.c. or structural concrete	Min. 3-inch EnergyGuard Polyiso Insulation or EnergyGuard Ultra	Note 2	1 per 1.0 ft ²	Min. 0.25-inch SECUROCK Gypsum-Fiber Roof Board	OB500, 4-inch o.c.	TPO-QSA or TPO-QSALV50	-82.5
S-78.	Min. 22 ga., Type B, Grade 33 steel or min. 2,500 psi structural concrete	Min 1.5-inch EnergyGuard RA or EnergyGuard RH	Note 2	1 per 2.0 ft ²	Min. 0.25-inch DensDeck Prime, DEXcell FA Glass Mat Roof Board or SECUROCK Gypsum-Fiber Roof Board	LRF-XF	TPO-QSA or TPO-QSALV50	-45.0*
S-79.	Min. 22 ga., Type B, Grade 33 steel or min. 2,500 psi structural concrete	Min 2-inch EnergyGuard RA or EnergyGuard RH	Note 2	1 per 4.0 ft ²	Min. 0.25-inch DensDeck Prime, DEXcell FA Glass Mat Roof Board or SECUROCK Gypsum-Fiber Roof Board	LRF-XF	TPO-QSA or TPO-QSALV50	-45.0*
S-80.	Min. 22 ga., Type B, Grade 33 steel or min. 2,500 psi structural concrete	Min 1.5-inch EnergyGuard Polyiso Insulation or EnergyGuard Ultra Polyiso Insulation	Note 2	1 per 2.0 ft ²	Additional optional layers, min. 0.5-inch base insulation followed by Min. 0.25-inch DensDeck Prime, DEXcell FA Glass Mat Roof Board or SECUROCK Gypsum-Fiber Roof Board	LRF-XF	TPO-QSA or TPO-QSALV50	-45.0*
S-81.	Min. 22 ga., Type B, Grade 33 steel or min. 2,500 psi structural concrete	Min 2-inch EnergyGuard Polyiso Insulation or EnergyGuard Ultra Polyiso Insulation	Note 2	1 per 4.0 ft ²	Additional optional layers, min. 0.5-inch base insulation followed by Min. 0.25-inch DensDeck Prime, DEXcell FA Glass Mat Roof Board or SECUROCK Gypsum-Fiber Roof Board	LRF-XF	TPO-QSA or TPO-QSALV50	-45.0*

TABLE 2B: STEEL OR STRUCTURAL CONCRETE DECKS - NEW CONSTRUCTION, REROOF (TEAR-OFF) OR RECOVER
SYSTEM TYPE B-1: MECHANICALLY ATTACHED BASE INSULATION, BONDED TOP INSULATION, BONDED ROOF COVER

System No.	Deck ‡ (Note 1)	Base Insulation Layer			Top Insulation Layer		Roof Cover (Note 15)	MDP (psf)
		Type	Fasten (Note 11)	Attach	Type	Attach (Notes 6,7,8)		
S-82.	Min. 22 ga., Type B, Grade 33 steel or min. 2,500 psi structural concrete	Min 1.5-inch EnergyGuard Polyiso Insulation or EnergyGuard Ultra Polyiso Insulation	Note 2	1 per 2.0 ft ²	Additional optional layers, min. 1.5-inch base insulation followed by 0.5-inch EnergyGuard HD Polyiso Cover Board or EnergyGuard HD Plus Polyiso Cover Board or min. 1.5-inch EnergyGuard Polyiso-HD Composite Insulation or Ultra HD Composite Insulation	LRF-XF	TPO-QSA or TPO-QSALV50	-45.0*
S-83.	Min. 22 ga., Type B, Grade 33 steel or min. 2,500 psi structural concrete	Min 2-inch EnergyGuard Polyiso Insulation or EnergyGuard Ultra Polyiso Insulation	Note 2	1 per 4.0 ft ²	Additional optional layers, min. 1.5-inch base insulation followed by 0.5-inch EnergyGuard HD Polyiso Cover Board or EnergyGuard HD Plus Polyiso Cover Board or min. 1.5-inch EnergyGuard Polyiso-HD Composite Insulation or Ultra HD Composite Insulation	LRF-XF	TPO-QSA or TPO-QSALV50	-45.0*
S-84.	Min. 22 ga., Type B, Grade 33 steel or min. 2,500 psi structural concrete	Min 1.5-inch EnergyGuard Polyiso Insulation	Note 2	1 per 2.0 ft ²	Additional optional layers, min. 0.5-inch base insulation	LRF-XF	TPO-QSA or TPO-QSALV50	-45.0*
S-85.	Min. 22 ga., Type B, Grade 33 steel or min. 2,500 psi structural concrete	Min 2-inch EnergyGuard Polyiso Insulation	Note 2	1 per 4.0 ft ²	Additional optional layers, min. 0.5-inch base insulation	LRF-XF	TPO-QSA or TPO-QSALV50	-45.0*
S-86.	Min. 22 ga., Type B, Grade 33 steel; 6 ft spans, #12 HWH Tek 5, 6" o.c. or structural concrete	Min. 2-inch EnergyGuard RA or EnergyGuard RH	Note 2	1 per 1.6 ft ²	Min. 0.25-inch SECUROCK Gypsum-Fiber Roof Board	LRF-XF	TPO-QSA or TPO-QSALV50	-60.0
S-87.	Min. 22 ga., Type B, Grade 33 steel; 6 ft spans, #12 HWH Tek 5, 6" o.c. or structural concrete	Min. 2-inch EnergyGuard Polyiso Insulation, EnergyGuard RA or EnergyGuard RH	Note 2	1 per 1.3 ft ²	Min. 0.25-inch SECUROCK Gypsum-Fiber Roof Board	LRF-XF	TPO-QSA or TPO-QSALV50	-60.0
EVERGUARD TPO FLEECE-BACK MEMBRANE IN EVERGUARD WB181 BONDING ADHESIVE:								
S-88.	Min. 22 ga., Type B, Grade 33 steel or structural concrete	Min 1.5-inch EnergyGuard Polyiso Insulation or EnergyGuard Ultra Polyiso Insulation	Note 2	1 per 2.0 ft ²	Additional optional layers, min. 0.5-inch base insulation	LRF-M	TPOFB-WB	-45.0*
S-89.	Min. 22 ga., Type B, Grade 33 steel or structural concrete	Min 2-inch EnergyGuard Polyiso Insulation or EnergyGuard Ultra Polyiso Insulation	Note 2	1 per 4.0 ft ²	Additional optional layers, min. 0.5-inch base insulation	LRF-M	TPOFB-WB	-45.0*
S-90.	Min. 22 ga., Type B, Grade 33 steel or structural concrete	Min 1.5-inch EnergyGuard Polyiso Insulation or EnergyGuard Ultra Polyiso Insulation	Note 2	1 per 2.0 ft ²	Additional optional layers, min. 0.5-inch base insulation followed by Min. 0.25-inch DensDeck Prime or SECUROCK Gypsum-Fiber Roof Board	LRF-M	TPOFB-WB	-45.0*
S-91.	Min. 22 ga., Type B, Grade 33 steel or structural concrete	Min 2-inch EnergyGuard Polyiso Insulation or EnergyGuard Ultra Polyiso Insulation	Note 2	1 per 4.0 ft ²	Additional optional layers, min. 0.5-inch base insulation followed by Min. 0.25-inch DensDeck Prime or SECUROCK Gypsum-Fiber Roof Board	LRF-M	TPOFB-WB	-45.0*

**TABLE 2B: STEEL OR STRUCTURAL CONCRETE DECKS - NEW CONSTRUCTION, REROOF (TEAR-OFF) OR RECOVER
SYSTEM TYPE B-1: MECHANICALLY ATTACHED BASE INSULATION, BONDED TOP INSULATION, BONDED ROOF COVER**

System No.	Deck † (Note 1)	Base Insulation Layer			Top Insulation Layer		Roof Cover (Note 15)	MDP (psf)
		Type	Fasten (Note 11)	Attach	Type	Attach (Notes 6,7,8)		
S-92.	Min. 22 ga., Type B, Grade 33 steel; 6 ft spans, #12 HWH Tek 5, 6" o.c. or structural concrete	Min. 2-inch EnergyGuard Polyiso Insulation, EnergyGuard RA or EnergyGuard RN	Note 2	1 per 1.3 ft ²	Min. 0.25-inch SECUROCK Gypsum-Fiber Roof Board	LRF-M	TPOFB-WB	-60.0
S-93.	Min. 22 ga., Type B, Grade 33 steel or min. 2,500 psi structural concrete	Min 1.5-inch EnergyGuard Polyiso Insulation or EnergyGuard Ultra Polyiso Insulation	Note 2	1 per 2.0 ft ²	Additional optional layers, min. 0.5-inch base insulation	LRF-XF	TPOFB-WB	-45.0*
S-94.	Min. 22 ga., Type B, Grade 33 steel or min. 2,500 psi structural concrete	Min 2-inch EnergyGuard Polyiso Insulation or EnergyGuard Ultra Polyiso Insulation	Note 2	1 per 4.0 ft ²	Additional optional layers, min. 0.5-inch base insulation	LRF-XF	TPOFB-WB	-45.0*
S-95.	Min. 22 ga., Type B, Grade 33 steel; 6 ft spans, #12 HWH Tek 5, 6" o.c. or structural concrete	Min. 2-inch EnergyGuard Polyiso Insulation, EnergyGuard RA or EnergyGuard RH	Note 2	1 per 1.3 ft ²	Min. 0.25-inch SECUROCK Gypsum-Fiber Roof Board	LRF-XF	TPOFB-WB	-60.0
S-96.	Min. 22 ga., Type B, Grade 33 steel or structural concrete	Min 1.5-inch EnergyGuard Polyiso Insulation or EnergyGuard Ultra Polyiso Insulation	Note 2	1 per 2.0 ft ²	Additional optional layers, min. 0.5-inch base insulation	OB500	TPOFB-WB	-45.0*
S-97.	Min. 22 ga., Type B, Grade 33 steel or structural concrete	Min 2-inch EnergyGuard Polyiso Insulation or EnergyGuard Ultra Polyiso Insulation	Note 2	1 per 4.0 ft ²	Additional optional layers, min. 0.5-inch base insulation	OB500	TPOFB-WB	-45.0*
S-98.	Min. 22 ga., Type B, Grade 33 steel or min. 2,500 psi structural concrete	Min 1.5-inch EnergyGuard Polyiso Insulation or EnergyGuard Ultra Polyiso Insulation	Note 2	1 per 2.0 ft ²	Additional optional layers, min. 1.5-inch base insulation followed by 0.5-inch EnergyGuard HD Polyiso Cover Board or EnergyGuard HD Plus Polyiso Cover Board or min. 1.5-inch EnergyGuard Polyiso-HD Composite Insulation or Ultra HD Composite Insulation	OB500	TPOFB-WB	-45.0*
S-99.	Min. 22 ga., Type B, Grade 33 steel or min. 2,500 psi structural concrete	Min 2-inch EnergyGuard Polyiso Insulation or EnergyGuard Ultra Polyiso Insulation	Note 2	1 per 4.0 ft ²	Additional optional layers, min. 1.5-inch base insulation followed by 0.5-inch EnergyGuard HD Polyiso Cover Board or EnergyGuard HD Plus Polyiso Cover Board or min. 1.5-inch EnergyGuard Polyiso-HD Composite Insulation or Ultra HD Composite Insulation	OB500	TPOFB-WB	-45.0*
S-100.	Min. 22 ga., Type B, Grade 33 steel or structural concrete	Min. 1.5-inch EnergyGuard Polyiso Insulation, EnergyGuard Ultra Polyiso Insulation, EnergyGuard RA, EnergyGuard RH or EnergyGuard RN	Note 2	1 per 2.0 ft ²	Min. 0.25-inch DensDeck Prime or SECUROCK Gypsum-Fiber Roof Board	OB500	TPOFB-WB	-45.0*
S-101.	Min. 22 ga., Type B, Grade 33 steel or structural concrete	Min 2-inch EnergyGuard Polyiso Insulation or EnergyGuard Ultra Polyiso Insulation	Note 2	1 per 4.0 ft ²	Min. 0.25-inch DensDeck Prime or SECUROCK Gypsum-Fiber Roof Board	OB500	TPOFB-WB	-45.0*

**TABLE 2B: STEEL OR STRUCTURAL CONCRETE DECKS - NEW CONSTRUCTION, REROOF (TEAR-OFF) OR RECOVER
SYSTEM TYPE B-1: MECHANICALLY ATTACHED BASE INSULATION, BONDED TOP INSULATION, BONDED ROOF COVER**

System No.	Deck † (Note 1)	Base Insulation Layer			Top Insulation Layer		Roof Cover (Note 15)	MDP (psf)
		Type	Fasten (Note 11)	Attach	Type	Attach (Notes 6,7,8)		
S-102.	Min. 22 ga., Type B, Grade 33 steel; 6 ft spans, #12 HWH Tek 5, 6" o.c. or structural concrete	Min. 2-inch EnergyGuard Polyiso Insulation, EnergyGuard RA, EnergyGuard RH or EnergyGuard RN	Note 2	1 per 1.3 ft²	Min. 0.25-inch SECUROCK Gypsum-Fiber Roof Board	OB500	TPOFB-WB	-60.0
EVERGUARD TPO FLEECE-BACK MEMBRANE OR EVERGUARD TPO FLEECE-BACK MEMBRANE 100, 115 OR 135 IN LRF ADHESIVE M OR LRF ADHESIVE O:								
S-103.	Min. 22 ga., Type B, Grade 33 steel or structural concrete	Min 1.5-inch EnergyGuard Polyiso Insulation or EnergyGuard Ultra Polyiso Insulation	Note 2	1 per 2.0 ft²	Min. 0.25-inch DensDeck Prime or SECUROCK Gypsum-Fiber Roof Board	LRF-M	TPOFB-LM1, TPOFB-LM2, TPOFB-LO1 or TPOFB-LO2 (12-inch o.c.)	-45.0*
S-104.	Min. 22 ga., Type B, Grade 33 steel or structural concrete	Min 1.5-inch EnergyGuard Polyiso Insulation or EnergyGuard Ultra Polyiso Insulation	Note 2	1 per 2.0 ft²	Min. 0.25-inch DEXcell FA Glass Mat Roof Board	LRF-M	TPOFB-LM1 or TPOFB-LM2 (12-inch o.c.)	-45.0*
S-105.	Min. 22 ga., Type B, Grade 33 steel or structural concrete	Min 2-inch EnergyGuard Polyiso Insulation or EnergyGuard Ultra Polyiso Insulation	Note 2	1 per 4.0 ft²	Min. 0.25-inch DensDeck Prime or SECUROCK Gypsum-Fiber Roof Board	LRF-M	TPOFB-LM1, TPOFB-LM2, TPOFB-LO1 or TPOFB-LO2 (12-inch o.c.)	-45.0*
S-106.	Min. 22 ga., Type B, Grade 33 steel or structural concrete	Min 2-inch EnergyGuard Polyiso Insulation or EnergyGuard Ultra Polyiso Insulation	Note 2	1 per 4.0 ft²	Min. 0.25-inch DEXcell FA Glass Mat Roof Board	LRF-M	TPOFB-LM1 or TPOFB-LM2 (12-inch o.c.)	-45.0*
S-107.	Min. 22 ga., Type B, Grade 33 steel or structural concrete	Min. 1.5-inch EnergyGuard Polyiso Insulation, EnergyGuard RH, EnergyGuard RN	Note 2	1 per 2.0 ft²	Optional layers of min. 0.5-inch base insulation followed by Min. 0.25-inch DensDeck Prime or SECUROCK Gypsum-Fiber Roof Board	LRF-M	TPOFB-LM1, TPOFB-LM2, TPOFB-LO1 or TPOFB-LO2 (4-inch o.c.)	-45.0*
S-108.	Min. 22 ga., Type B, Grade 33 steel or structural concrete	Min. 1.5-inch EnergyGuard Polyiso Insulation, EnergyGuard RH, EnergyGuard RN	Note 2	1 per 2.0 ft²	Optional layers of min. 0.5-inch base insulation followed by Min. 0.25-inch DEXcell FA Glass Mat Roof Board	LRF-M	TPOFB-LM1 or TPOFB-LM2 (4-inch o.c.)	-45.0*
S-109.	Min. 22 ga., Type B, Grade 33 steel or structural concrete	Min. 2-inch EnergyGuard Polyiso Insulation, EnergyGuard RH, EnergyGuard RN	Note 2	1 per 2.9 ft²	Optional layers of min. 0.5-inch base insulation followed by Min. 0.25-inch DensDeck Prime or SECUROCK Gypsum-Fiber Roof Board	LRF-M	TPOFB-LM1, TPOFB-LM2, TPOFB-LO1 or TPOFB-LO2 (4-inch o.c.)	-45.0*
S-110.	Min. 22 ga., Type B, Grade 33 steel or structural concrete	Min. 2-inch EnergyGuard Polyiso Insulation, EnergyGuard RH, EnergyGuard RN	Note 2	1 per 2.9 ft²	Optional layers of min. 0.5-inch base insulation followed by Min. 0.25-inch DEXcell FA Glass Mat Roof Board	LRF-M	TPOFB-LM1 or TPOFB-LM2 (4-inch o.c.)	-45.0*
S-111.	Min. 22 ga., Type B, Grade 33 steel; 6 ft spans, #12 HWH Tek 5, 6" o.c. or structural concrete	Min. 2-inch EnergyGuard Polyiso Insulation, EnergyGuard RA or EnergyGuard RN	Note 2	1 per 1.3 ft²	Min. 0.25-inch SECUROCK Gypsum-Fiber Roof Board	LRF-M	TPOFB-LM1, TPOFB-LM2, TPOFB-LO1 or TPOFB-LO2 (4-inch o.c.)	-60.0
S-112.	Min. 22 ga., Type B, Grade 33 steel or min. 2,500 psi structural concrete	Min. 1.5-inch EnergyGuard Polyiso Insulation or EnergyGuard RH	Note 2	1 per 2.0 ft²	Optional layers of min. 0.5-inch base insulation followed by Min. 0.25-inch DensDeck Prime or SECUROCK Gypsum-Fiber Roof Board	LRF-XF	TPOFB-LM1, TPOFB-LM2, TPOFB-LO1 or TPOFB-LO2 (4-inch o.c.)	-45.0*
S-113.	Min. 22 ga., Type B, Grade 33 steel or min. 2,500 psi structural concrete	Min. 1.5-inch EnergyGuard Polyiso Insulation or EnergyGuard RH	Note 2	1 per 2.0 ft²	Optional layers of min. 0.5-inch base insulation followed by Min. 0.25-inch DEXcell FA Glass Mat Roof Board	LRF-XF	TPOFB-LM1 or TPOFB-LM2 (4-inch o.c.)	-45.0*

TABLE 2B: STEEL OR STRUCTURAL CONCRETE DECKS - NEW CONSTRUCTION, REROOF (TEAR-OFF) OR RECOVER
SYSTEM TYPE B-1: MECHANICALLY ATTACHED BASE INSULATION, BONDED TOP INSULATION, BONDED ROOF COVER

System No.	Deck ‡ (Note 1)	Base Insulation Layer			Top Insulation Layer		Roof Cover (Note 15)	MDP (psf)
		Type	Fasten (Note 11)	Attach	Type	Attach (Notes 6,7,8)		
S-114.	Min. 22 ga., Type B, Grade 33 steel or min. 2,500 psi structural concrete	Min. 2-inch EnergyGuard Polyiso Insulation or EnergyGuard RH	Note 2	1 per 2.9 ft ²	Optional layers of min. 0.5-inch base insulation followed by Min. 0.25-inch DensDeck Prime or SECUROCK Gypsum-Fiber Roof Board	LRF-XF	TPOFB-LM1, TPOFB-LM2, TPOFB-LO1 or TPOFB-LO2 (4-inch o.c.)	-45.0*
S-115.	Min. 22 ga., Type B, Grade 33 steel or min. 2,500 psi structural concrete	Min. 2-inch EnergyGuard Polyiso Insulation or EnergyGuard RH	Note 2	1 per 2.9 ft ²	Optional layers of min. 0.5-inch base insulation followed by Min. 0.25-inch DEXcell FA Glass Mat Roof Board	LRF-XF	TPOFB-LM1 or TPOFB-LM2 (4-inch o.c.)	-45.0*
S-116.	Min. 22 ga., Type B, Grade 33 steel; 6 ft spans, #12 HWH Tek 5, 6" o.c. or structural concrete	Min. 2-inch EnergyGuard Polyiso Insulation, EnergyGuard RA or EnergyGuard RH	Note 2	1 per 1.3 ft ²	Min. 0.25-inch SECUROCK Gypsum-Fiber Roof Board	LRF-XF	TPOFB-LM1, TPOFB-LM2, TPOFB-LO1 or TPOFB-LO2 (4-inch o.c.)	-60.0
S-117.	Min. 22 ga., Type B, Grade 33 steel or structural concrete	Min 1.5-inch EnergyGuard Polyiso Insulation or EnergyGuard Ultra Polyiso Insulation	Note 2	1 per 2.0 ft ²	Min. 0.25-inch DensDeck Prime or SECUROCK Gypsum-Fiber Roof Board	OB500	TPOFB-LM1, TPOFB-LM2, TPOFB-LO1 or TPOFB-LO2 (12-inch o.c.)	-45.0*
S-118.	Min. 22 ga., Type B, Grade 33 steel or structural concrete	Min 1.5-inch EnergyGuard Polyiso Insulation or EnergyGuard Ultra Polyiso Insulation	Note 2	1 per 2.0 ft ²	Min. 0.25-inch DEXcell FA Glass Mat Roof Board	OB500	TPOFB-LM1 or TPOFB-LM2 (12-inch o.c.)	-45.0*
S-119.	Min. 22 ga., Type B, Grade 33 steel or structural concrete	Min 2-inch EnergyGuard Polyiso Insulation or EnergyGuard Ultra Polyiso Insulation	Note 2	1 per 4.0 ft ²	Min. 0.25-inch DensDeck Prime or SECUROCK Gypsum-Fiber Roof Board	OB500	TPOFB-LM1, TPOFB-LM2, TPOFB-LO1 or TPOFB-LO2 (12-inch o.c.)	-45.0*
S-120.	Min. 22 ga., Type B, Grade 33 steel or structural concrete	Min 2-inch EnergyGuard Polyiso Insulation or EnergyGuard Ultra Polyiso Insulation	Note 2	1 per 4.0 ft ²	Min. 0.25-inch DEXcell FA Glass Mat Roof Board	OB500	TPOFB-LM1 or TPOFB-LM2 (12-inch o.c.)	-45.0*
S-121.	Min. 22 ga., Type B, Grade 33 steel or structural concrete	Min. 1.5-inch EnergyGuard Polyiso Insulation, EnergyGuard RH, EnergyGuard RN	Note 2	1 per 2.0 ft ²	Optional layers of min. 0.5-inch base insulation followed by Min. 0.25-inch DensDeck Prime or SECUROCK Gypsum-Fiber Roof Board	OB500	TPOFB-LM1, TPOFB-LM2, TPOFB-LO1 or TPOFB-LO2 (4-inch o.c.)	-45.0*
S-122.	Min. 22 ga., Type B, Grade 33 steel or structural concrete	Min. 1.5-inch EnergyGuard Polyiso Insulation, EnergyGuard RH, EnergyGuard RN	Note 2	1 per 2.0 ft ²	Optional layers of min. 0.5-inch base insulation followed by Min. 0.25-inch DEXcell FA Glass Mat Roof Board	OB500	TPOFB-LM1 or TPOFB-LM2 (4-inch o.c.)	-45.0*
S-123.	Min. 22 ga., Type B, Grade 33 steel or structural concrete	Min. 2-inch EnergyGuard Polyiso Insulation, EnergyGuard RH, EnergyGuard RN	Note 2	1 per 2.9 ft ²	Optional layers of min. 0.5-inch base insulation followed by Min. 0.25-inch DensDeck Prime or SECUROCK Gypsum-Fiber Roof Board	OB500	TPOFB-LM1, TPOFB-LM2, TPOFB-LO1 or TPOFB-LO2 (4-inch o.c.)	-45.0*
S-124.	Min. 22 ga., Type B, Grade 33 steel or structural concrete	Min. 2-inch EnergyGuard Polyiso Insulation, EnergyGuard RH, EnergyGuard RN	Note 2	1 per 2.9 ft ²	Optional layers of min. 0.5-inch base insulation followed by Min. 0.25-inch DEXcell FA Glass Mat Roof Board	OB500	TPOFB-LM1 or TPOFB-LM2 (4-inch o.c.)	-45.0*
S-125.	Min. 22 ga., Type B, Grade 33 steel; 6 ft spans, #12 HWH Tek 5, 6" o.c. or structural concrete	Min. 2-inch EnergyGuard Polyiso Insulation, EnergyGuard RA, EnergyGuard RH or EnergyGuard RN	Note 2	1 per 1.3 ft ²	Min. 0.25-inch SECUROCK Gypsum-Fiber Roof Board	OB500	TPOFB-LM1, TPOFB-LM2, TPOFB-LO1 or TPOFB-LO2 (4-inch o.c.)	-60.0

EVERGUARD TPO FLEECE-BACK MEMBRANE OR EVERGUARD TPO FLEECE-BACK MEMBRANE 100, 115 OR 135 IN SPATTER-APPLIED ADHESIVE:

TABLE 2B: STEEL OR STRUCTURAL CONCRETE DECKS - NEW CONSTRUCTION, REROOF (TEAR-OFF) OR RECOVER
SYSTEM TYPE B-1: MECHANICALLY ATTACHED BASE INSULATION, BONDED TOP INSULATION, BONDED ROOF COVER

System No.	Deck ‡ (Note 1)	Base Insulation Layer			Top Insulation Layer		Roof Cover (Note 15)	MDP (psf)
		Type	Fasten (Note 11)	Attach	Type	Attach (Notes 6,7,8)		
S-126.	Min. 22 ga., Type B, Grade 33 steel or structural concrete	Min. 1.5-inch EnergyGuard Polyiso Insulation, EnergyGuard RH, EnergyGuard RN	Note 2	1 per 2.0 ft ²	Optional layers of min. 0.5-inch base insulation followed by Min. 0.25-inch DensDeck Prime, DEXcell FA Glass Mat Roof Board or SECUROCK Gypsum-Fiber Roof Board	LRF-M	TPOFB-OB1, TPOFB-OB2, TPOFB-XF1 or TPOFB-XF2	-45.0*
S-127.	Min. 22 ga., Type B, Grade 33 steel or structural concrete	Min. 2-inch EnergyGuard Polyiso Insulation, EnergyGuard RH, EnergyGuard RN	Note 2	1 per 2.9 ft ²	Optional layers of min. 0.5-inch base insulation followed by Min. 0.25-inch DensDeck Prime, DEXcell FA Glass Mat Roof Board or SECUROCK Gypsum-Fiber Roof Board	LRF-M	TPOFB-OB1, TPOFB-OB2, TPOFB-XF1 or TPOFB-XF2	-45.0*
S-128.	Min. 22 ga., Type B, Grade 33 steel; 6 ft spans, #12 HWH Tek 5, 6" o.c. or structural concrete	Min. 2-inch EnergyGuard Polyiso Insulation, EnergyGuard RA or EnergyGuard RN	Note 2	1 per 1.3 ft ²	Min. 0.25-inch SECUROCK Gypsum-Fiber Roof Board	LRF-M	TPOFB-OB1, TPOFB-OB2, TPOFB-XF1 or TPOFB-XF2	-60.0
S-129.	Min. 22 ga., Type B, Grade 33 steel or min. 2,500 psi structural concrete	Min. 1.5-inch EnergyGuard Polyiso Insulation or EnergyGuard RH	Note 2	1 per 2.0 ft ²	Optional layers of min. 0.5-inch base insulation followed by Min. 0.25-inch DensDeck Prime, DEXcell FA Glass Mat Roof Board or SECUROCK Gypsum-Fiber Roof Board	LRF-XF	TPOFB-OB1, TPOFB-OB2, TPOFB-XF1 or TPOFB-XF2	-45.0*
S-130.	Min. 22 ga., Type B, Grade 33 steel or min. 2,500 psi structural concrete	Min. 2-inch EnergyGuard Polyiso Insulation or EnergyGuard RH	Note 2	1 per 2.9 ft ²	Optional layers of min. 0.5-inch base insulation followed by Min. 0.25-inch DensDeck Prime, DEXcell FA Glass Mat Roof Board or SECUROCK Gypsum-Fiber Roof Board	LRF-XF	TPOFB-OB1, TPOFB-OB2, TPOFB-XF1 or TPOFB-XF2	-45.0*
S-131.	Min. 22 ga., Type B, Grade 33 steel; 6 ft spans, #12 HWH Tek 5, 6" o.c. or structural concrete	Min. 2-inch EnergyGuard Polyiso Insulation, EnergyGuard RA or EnergyGuard RH	Note 2	1 per 1.3 ft ²	Min. 0.25-inch SECUROCK Gypsum-Fiber Roof Board	LRF-XF	TPOFB-OB1, TPOFB-OB2, TPOFB-XF1 or TPOFB-XF2	-60.0
S-132.	Min. 22 ga., Type B, Grade 33 steel or structural concrete	Min. 1.5-inch EnergyGuard Polyiso Insulation, EnergyGuard RH, EnergyGuard RN	Note 2	1 per 2.0 ft ²	Optional layers of min. 0.5-inch base insulation followed by Min. 0.25-inch DensDeck Prime, DEXcell FA Glass Mat Roof Board or SECUROCK Gypsum-Fiber Roof Board	OB500	TPOFB-OB1, TPOFB-OB2, TPOFB-XF1 or TPOFB-XF2	-45.0*
S-133.	Min. 22 ga., Type B, Grade 33 steel or structural concrete	Min. 2-inch EnergyGuard Polyiso Insulation, EnergyGuard RH, EnergyGuard RN	Note 2	1 per 2.9 ft ²	Optional layers of min. 0.5-inch base insulation followed by Min. 0.25-inch DensDeck Prime, DEXcell FA Glass Mat Roof Board or SECUROCK Gypsum-Fiber Roof Board	OB500	TPOFB-OB1, TPOFB-OB2, TPOFB-XF1 or TPOFB-XF2	-45.0*
S-134.	Min. 22 ga., Type B, Grade 33 steel; 6 ft spans, 5/8" puddle welds 6" o.c. or structural concrete	Min. 2-inch EnergyGuard Polyiso Insulation	Note 2	1 per 1.8 ft ²	Min. 1.5-inch x max. 4x4 ft base insulation	OB500	TPOFB-OB1 or TPOFB-OB2	-60.0
S-135.	Min. 22 ga., Type B, Grade 33 steel; 6 ft spans, 5/8" puddle welds 6" o.c. or structural concrete	Min. 2-inch EnergyGuard Polyiso Insulation	Note 2	1 per 1.8 ft ²	Optional layers of min. 1.5-inch x max. 4x4 ft base insulation followed by min. 0.25-inch x max. 4x4 ft DensDeck Prime or SECUROCK Gypsum-Fiber Roof Board or min. 0.5-inch x max. 4x4 ft EnergyGuard HD Polyiso Cover Board or EnergyGuard HD Plus Polyiso Cover Board or min. 1.5-inch EnergyGuard Polyiso-HD Composite Insulation or Ultra HD Composite Insulation	OB500	TPOFB-OB1 or TPOFB-OB2	-60.0

TABLE 2b: STEEL OR STRUCTURAL CONCRETE DECKS - NEW CONSTRUCTION, REROOF (TEAR-OFF) OR RECOVER
SYSTEM TYPE B-1: MECHANICALLY ATTACHED BASE INSULATION, BONDED TOP INSULATION, BONDED ROOF COVER

System No.	Deck ‡ (Note 1)	Base Insulation Layer			Top Insulation Layer		Roof Cover (Note 15)	MDP (psf)
		Type	Fasten (Note 11)	Attach	Type	Attach (Notes 6,7,8)		
S-136.	Min. 22 ga., Type B, Grade 33 steel; 6 ft spans, #12 HWH Tek 5, 6" o.c. or structural concrete	Min. 2-inch EnergyGuard Polyiso Insulation, EnergyGuard RA, EnergyGuard RH or EnergyGuard RN	Note 2	1 per 1.3 ft ²	Min. 0.25-inch SECUROCK Gypsum-Fiber Roof Board	OB500	TPOFB-OB1, TPOFB-OB2, TPOFB-XF1 or TPOFB-XF2	-60.0
S-137.	Min. 22 ga., Type B, Grade 33 steel; 6 ft spans, 5/8" puddle welds 6" o.c. or structural concrete	Min. 2-inch EnergyGuard Polyiso Insulation	Note 2	1 per 1.8 ft ²	Min. 0.25-inch SECUROCK Gypsum-Fiber Roof Board or or min. 0.5-inch x max. 4x4 ft EnergyGuard HD Polyiso Cover Board or EnergyGuard HD Plus Polyiso Cover Board or min. 1.5-inch EnergyGuard Polyiso-HD Composite Insulation or Ultra HD Composite Insulation	OB500	TPOFB-OB1 or TPOFB-OB2	-67.5
S-138.	Min. 22 ga., Type B, Grade 80 steel; 6 ft spans, two (2) #12 HWH Tek 5, 6" o.c. or structural concrete	Min. 3-inch EnergyGuard Polyiso Insulation or EnergyGuard Ultra	Note 2	1 per 1.0 ft ²	Min. 0.25-inch SECUROCK Gypsum-Fiber Roof Board	OB500, 4-inch o.c.	TPOFB-OB1	-120.0

‡ NOTE: As-Tested steel deck performance under [Testing Application Standard](#) TAS 114, Appendix J indicates steel deck at max. 6 ft spans attached with 5/8" diameter puddle welds spaced 6" o.c. may be substituted for #12 HWH Tek 5 screws in the Table 2B assemblies to a maximum design pressure of -82.5 psf. Note 1.

TABLE 2c: STEEL OR STRUCTURAL CONCRETE DECKS - NEW CONSTRUCTION, REROOF (TEAR-OFF) OR RECOVER
SYSTEM TYPE B-1: MECHANICALLY ATTACHED BASE INSULATION, BONDED TOP INSULATION, BONDED BASE AND CAP PLY

System No.	Deck ‡ (Note 1)	Base Insulation Layer			Top Insulation Layer		Roof Cover (Note 15)		MDP (psf)
		Type	Fasten (Note 11)	Attach	Type	Attach (Notes 6,7,8)	Base Ply	Cap Ply	
ASPHALT-APPLIED BASE PLY:									
S-139.	Min. 22 ga., Type B, Grade 33 steel or structural concrete	Min 1.5-inch EnergyGuard Polyiso Insulation or EnergyGuard Ultra Polyiso Insulation	Note 2	1 per 2.0 ft ²	Optional layers of base insulation followed by Min. 0.25-inch DensDeck, DensDeck Prime or SECUROCK Gypsum-Fiber Roof Board	Hot asphalt	BP-AA or SBS-AA	TPOFB-HA1 or TPOFB-HA2	-45.0*
S-140.	Min. 22 ga., Type B, Grade 33 steel or structural concrete	Min 1.5-inch EnergyGuard RA, EnergyGuard RN	Note 2	1 per 4.0 ft ²	Optional layers of base insulation followed by Min. 0.25-inch DensDeck, DensDeck Prime or SECUROCK Gypsum-Fiber Roof Board	Hot asphalt	BP-AA or SBS-AA	TPOFB-HA1 or TPOFB-HA2	-45.0*
S-141.	Min. 22 ga., Type B, Grade 33 steel or structural concrete	Min 2-inch EnergyGuard Polyiso Insulation or EnergyGuard Ultra Polyiso Insulation	Note 2	1 per 4.0 ft ²	Optional layers of min. 0.5-inch base insulation followed by Min. 0.25-inch DensDeck, DensDeck Prime or SECUROCK Gypsum-Fiber Roof Board	Hot asphalt	BP-AA or SBS-AA	TPOFB-HA1 or TPOFB-HA2	-45.0*
S-142.	Min. 22 ga., Type B, Grade 33 steel or structural concrete	Min 2-inch EnergyGuard RA	Note 2	1 per 5.3 ft ²	Optional layers of min. 1.5-inch base insulation followed by Min. 0.25-inch DensDeck, DensDeck Prime or SECUROCK Gypsum-Fiber Roof Board	Hot asphalt	BP-AA or SBS-AA	TPOFB-HA1 or TPOFB-HA2	-45.0*

TABLE 2c: STEEL OR STRUCTURAL CONCRETE DECKS - NEW CONSTRUCTION, REROOF (TEAR-OFF) OR RECOVER
SYSTEM TYPE B-1: MECHANICALLY ATTACHED BASE INSULATION, BONDED TOP INSULATION, BONDED BASE AND CAP PLY

System No.	Deck ‡ (Note 1)	Base Insulation Layer			Top Insulation Layer		Roof Cover (Note 15)		MDP (psf)
		Type	Fasten (Note 11)	Attach	Type	Attach (Notes 6,7,8)	Base Ply	Cap Ply	
S-143.	Min. 22 ga., Type B, Grade 33 steel or structural concrete	Min 1.5-inch EnergyGuard RA or EnergyGuard RN	Note 2	1 per 2.0 ft ²	Optional layers of base insulation followed by Min. 0.25-inch DensDeck, DensDeck Prime or SECUROCK Gypsum-Fiber Roof Board	OB500	BP-AA or SBS-AA	TPOFB-HA1 or TPOFB-HA2	-45.0*
S-144.	Min. 22 ga., Type B, Grade 33 steel or structural concrete	Min 2-inch EnergyGuard RA or EnergyGuard RN	Note 2	1 per 4.0 ft ²	Optional layers of min. 1.5-inch base insulation followed by Min. 0.25-inch DensDeck, DensDeck Prime or SECUROCK Gypsum-Fiber Roof Board	OB500	BP-AA or SBS-AA	TPOFB-HA1 or TPOFB-HA2	-45.0*
S-145.	Min. 22 ga., Type B, Grade 33 steel; 6 ft spans, #12 HWH Tekes 5, 6" o.c. or structural concrete	Min. 1.5-inch EnergyGuard Polyiso Insulation, EnergyGuard RA, EnergyGuard RH, EnergyGuard RM or EnergyGuard RN	Note 2	1 per 1.3 ft ²	Min. 0.25-inch SECUROCK Gypsum-Fiber Roof Board	OB500	SBS-AA	TPOFB-HA1 or TPOFBHA2, TPOFB-LO1 or TPOFB-LO2 (12-inch o.c.), TPOFB-OB1, TPOFB-OB2, TPOFB-XF1 or TPOFB-XF2	-60.0
S-146.	Min. 22 ga., Type B, Grade 33 steel or min. 2,500 psi structural concrete	Min 1.5-inch EnergyGuard RA	Note 2	1 per 2.0 ft ²	Optional layers of base insulation followed by Min. 0.25-inch DensDeck Prime or SECUROCK Gypsum-Fiber Roof Board	LRF-XF	BP-AA or SBS-AA	TPOFB-HA1 or TPOFB-HA2	-45.0*
S-147.	Min. 22 ga., Type B, Grade 33 steel or min. 2,500 psi structural concrete	Min 2-inch EnergyGuard RA	Note 2	1 per 4.0 ft ²	Optional layers of min. 1.5-inch base insulation followed by Min. 0.25-inch DensDeck Prime or SECUROCK Gypsum-Fiber Roof Board	LRF-XF	BP-AA or SBS-AA	TPOFB-HA1 or TPOFB-HA2	-45.0*
S-148.	Min. 22 ga., Type B, Grade 33 steel; 6 ft spans, #12 HWH Tekes 5, 6" o.c. or structural concrete	Min. 1.5-inch EnergyGuard Polyiso Insulation, EnergyGuard RA or EnergyGuard RH	Note 2	1 per 1.3 ft ²	Min. 0.25-inch SECUROCK Gypsum-Fiber Roof Board	LRF-XF	SBS-AA	TPOFB-HA1 or TPOFBHA2, TPOFB-LO1 or TPOFB-LO2 (12-inch o.c.), TPOFB-OB1, TPOFB-OB2, TPOFB-XF1 or TPOFB-XF2	-60.0
TORCH-APPLIED BASE PLY:									
S-149.	Min. 22 ga., Type B, Grade 33 steel; 6 ft spans, #12 HWH Tekes 5, 6" o.c. or structural concrete	Min. 1.5-inch EnergyGuard Polyiso Insulation, EnergyGuard RA, EnergyGuard RH, EnergyGuard RM or EnergyGuard RN	Note 2	1 per 1.3 ft ²	Min. 0.25-inch SECUROCK Gypsum-Fiber Roof Board	OB500	SBS-TA	TPOFB-HA1 or TPOFBHA2, TPOFB-LO1 or TPOFB-LO2 (12-inch o.c.), TPOFB-OB1, TPOFB-OB2, TPOFB-XF1 or TPOFB-XF2	-60.0
S-150.	Min. 22 ga., Type B, Grade 33 steel; 6 ft spans, #12 HWH Tekes 5, 6" o.c. or structural concrete	Min. 1.5-inch EnergyGuard Polyiso Insulation, EnergyGuard RA or EnergyGuard RH	Note 2	1 per 1.3 ft ²	Min. 0.25-inch SECUROCK Gypsum-Fiber Roof Board	LRF-XF	SBS-TA	TPOFB-HA1 or TPOFBHA2, TPOFB-LO1 or TPOFB-LO2 (12-inch o.c.), TPOFB-OB1, TPOFB-OB2, TPOFB-XF1 or TPOFB-XF2	-60.0
SELF-ADHERING BASE PLY:									
S-151.	Min. 22 ga., Type B, Grade 33 steel; 6 ft spans, #12 HWH Tekes 5, 6" o.c. or structural concrete	Min. 1.5-inch EnergyGuard Polyiso Insulation, EnergyGuard RA, EnergyGuard RH, EnergyGuard RM or EnergyGuard RN	Note 2	1 per 1.3 ft ²	Min. 0.25-inch SECUROCK Gypsum-Fiber Roof Board	OB500	SBS-SA	TPOFB-HA1 or TPOFBHA2, TPOFB-LO1 or TPOFB-LO2 (12-inch o.c.), TPOFB-OB1, TPOFB-OB2, TPOFB-XF1 or TPOFB-XF2	-60.0

TABLE 2c: STEEL OR STRUCTURAL CONCRETE DECKS - NEW CONSTRUCTION, REROOF (TEAR-OFF) OR RECOVER
SYSTEM TYPE B-1: MECHANICALLY ATTACHED BASE INSULATION, BONDED TOP INSULATION, BONDED BASE AND CAP PLY

System No.	Deck ‡ (Note 1)	Base Insulation Layer			Top Insulation Layer		Roof Cover (Note 15)		MDP (psf)
		Type	Fasten (Note 11)	Attach	Type	Attach (Notes 6,7,8)	Base Ply	Cap Ply	
S-152.	Min. 22 ga., Type B, Grade 33 steel; 6 ft spans, #12 HWH Tekes 5, 6" o.c. or structural concrete	Min. 1.5-inch EnergyGuard Polyiso Insulation, EnergyGuard RA or EnergyGuard RH	Note 2	1 per 1.3 ft ²	Min. 0.25-inch SECUROCK Gypsum-Fiber Roof Board	LRF-XF	SBS-SA	TPOFB-HA1 or TPOFBHA2, TPOFB-LO1 or TPOFB-LO2 (12-inch o.c.), TPOFB-OB1, TPOFB-OB2, TPOFB-XF1 or TPOFB-XF2	-60.0

‡ NOTE: As-Tested steel deck performance under [Testing Application Standard](#) TAS 114, Appendix J indicates steel deck at max. 6 ft spans attached with 5/8" diameter puddle welds spaced 6" o.c. may be substituted for #12 HWH Tekes 5 screws in the Table 2C assemblies to a maximum design pressure of -82.5 psf. Note 1.

TABLE 2d: STEEL DECKS - NEW CONSTRUCTION, REROOF (TEAR-OFF)
SYSTEM TYPE B-2: MECHANICALLY ATTACHED THERMAL BARRIER, BONDED VAPOR BARRIER, BONDED TOP INSULATION, BONDED ROOF COVER

System No.	Deck (Note 1)	Thermal Barrier			Vapor Barrier	Insulation Layer(s)		Roof Cover (Note 15)	MDP (psf)
		Type	Fasten (Note 11)	Attach		Type	Attach (Notes 6,7,8)		
EVERGUARD FREEDOM TPO:									
S-153.	Min. 22 ga., Type B, Grade 33 steel	Min. 0.5-inch SECUROCK Gypsum-Fiber Roof Board	Note 2 (no recessed plate)	1 per 2.7 ft ²	SBS-SA	Min. 1.5-inch EnergyGuard RH followed by Min. 0.5-inch EnergyGuard RH HD Polyiso Insulation, EnergyGuard HD Polyiso Cover Board or EnergyGuard HD Plus Polyiso Cover Board or min. 1.5-inch EnergyGuard Polyiso-HD Composite Insulation or Ultra HD Composite Insulation	OB500	TPOFDM-SA	-45.0*
S-154.	Min. 22 ga., Type B, Grade 33 steel	0.5-inch DensDeck Prime or SECUROCK Gypsum Fiber Roof Board	Note 2 (<i>Drill-Tec 3 in. Ribbed Galvalume Plate (Flat) may be used</i>) (no recessed plate)	1 per 4.0 ft ²	GAF SA Primer, TPO QSA, TPO QSA LV50 or Matrix 307 Premium Asphalt Primer followed by GAF SA Vapor Retarder	One or more layers, base layer min. 1-inch thick, optional subsequent layer(s) min. 1.5-inch thick EnergyGuard RN (Optional) Min. 0.25-inch DensDeck Prime, SECUROCK Gypsum-Fiber Roof Board or SECUROCK Ultralight Coated Glass-Mat Roof Board or min. 0.5-inch EnergyGuard HD Polyiso Cover Board or EnergyGuard HD Plus Polyiso Cover Board or min. 1.5-inch EnergyGuard Polyiso-HD Composite Insulation or Ultra HD Composite Insulation	LRF-M or OB500	TPOFDM-SA	-45.0*
S-155.	Min. 22 ga., Type B, Grade 33 steel	0.5-inch DensDeck Prime or SECUROCK Gypsum Fiber Roof Board	Note 2 (<i>Drill-Tec 3 in. Ribbed Galvalume Plate (Flat) may be used</i>) (no recessed plate)	1 per 4.0 ft ²	GAF SA Vapor Retarder XL, self-adhering	One or more layers, base layer min. 1-inch thick, optional subsequent layer(s) min. 1.5-inch thick EnergyGuard RN (Optional) Min. 0.25-inch DensDeck Prime, SECUROCK Gypsum-Fiber Roof Board or SECUROCK Ultralight Coated Glass-Mat Roof Board or min. 0.5-inch EnergyGuard HD Polyiso Cover Board or EnergyGuard HD Plus Polyiso Cover Board or min. 1.5-inch EnergyGuard Polyiso-HD Composite Insulation or Ultra HD Composite Insulation	LRF-M or OB500	TPOFDM-SA	-45.0*

TABLE 2D: STEEL DECKS - NEW CONSTRUCTION, REROOF (TEAR-OFF)
SYSTEM TYPE B-2: MECHANICALLY ATTACHED THERMAL BARRIER, BONDED VAPOR BARRIER, BONDED TOP INSULATION, BONDED ROOF COVER

System No.	Deck (Note 1)	Thermal Barrier			Vapor Barrier	Insulation Layer(s)		Roof Cover (Note 15)	MDP (psf)
		Type	Fasten (Note 11)	Attach		Type	Attach (Notes 6,7,8)		
S-156.	Min. 22 ga., Type B, Grade 33 steel	0.5-inch DensDeck Prime or SECUROCK Gypsum Fiber Roof Board	Note 2 (<i>Drill-Tec 3 in. Ribbed Galvalume Plate (Flat) may be used</i>) (no recessed plate)	1 per 4.0 ft ²	GAF SA Primer, TPO QSA, TPO QSA LV50 or Matrix 307 Premium Asphalt Primer followed by GAF SA Vapor Retarder	One or more layers, base layer min. 1-inch thick, optional subsequent layer(s) min. 1.5-inch thick EnergyGuard Polyiso Insulation, EnergyGuard Ultra Polyiso Insulation (Optional) Min. 0.25-inch DensDeck Prime, SECUROCK Gypsum-Fiber Roof Board or SECUROCK Ultralight Coated Glass-Mat Roof Board or min. 0.5-inch EnergyGuard HD Polyiso Cover Board or EnergyGuard HD Plus Polyiso Cover Board or min. 1.5-inch EnergyGuard Polyiso-HD Composite Insulation or Ultra HD Composite Insulation	LRF-M, LRF- XF or OB500	TPOFDM-SA	-45.0*
S-157.	Min. 22 ga., Type B, Grade 33 steel	0.5-inch DensDeck Prime or SECUROCK Gypsum Fiber Roof Board	Note 2 (<i>Drill-Tec 3 in. Ribbed Galvalume Plate (Flat) may be used</i>) (no recessed plate)	1 per 4.0 ft ²	GAF SA Vapor Retarder XL, self-adhering	One or more layers, base layer min. 1-inch thick, optional subsequent layer(s) min. 1.5-inch thick EnergyGuard Polyiso Insulation, EnergyGuard Ultra Polyiso Insulation (Optional) Min. 0.25-inch DensDeck Prime, SECUROCK Gypsum-Fiber Roof Board or SECUROCK Ultralight Coated Glass-Mat Roof Board or min. 0.5-inch EnergyGuard HD Polyiso Cover Board or EnergyGuard HD Plus Polyiso Cover Board or min. 1.5-inch EnergyGuard Polyiso-HD Composite Insulation or Ultra HD Composite Insulation	LRF-M, LRF- XF or OB500	TPOFDM-SA	-45.0*
S-158.	Min. 22 ga., Type B, Grade 33 steel; 6 ft span, #12 HWH Tek 5, 6" o.c.	0.5-inch DensDeck Prime or SECUROCK Gypsum Fiber Roof Board	Note 2 (<i>Drill-Tec 3 in. Ribbed Galvalume Plate (Flat) may be used</i>) (no recessed plate)	1 per 2.0 ft ²	GAF SA Primer, TPO QSA or TPO QSA LV50 followed by GAF SA Vapor Retarder	One or more layers, base layer min. 1-inch thick, optional subsequent layer(s) min. 1.5-inch thick EnergyGuard Polyiso Insulation, EnergyGuard Ultra Polyiso Insulation followed by Min. 0.25-inch SECUROCK Gypsum-Fiber Roof Board	LRF-M, LRF- XF or OB500	TPOFDM-SA	-60.0
EVERGUARD SA TPO:									
S-159.	Min. 22 ga., Type B, Grade 33 steel	Min. 0.5-inch SECUROCK Gypsum-Fiber Roof Board	Note 2 (<i>Drill-Tec 3 in. Ribbed Galvalume Plate (Flat) may be used</i>) (no recessed plate)	1 per 2.7 ft ²	SBS-SA	Min. 1.5-inch EnergyGuard RH followed by Min. 0.5-inch EnergyGuard HD Polyiso Cover Board or EnergyGuard HD Plus Polyiso Cover Board or min. 1.5-inch EnergyGuard Polyiso-HD Composite Insulation or Ultra HD Composite Insulation	OB500	TPO-SA	-45.0*

TABLE 2D: STEEL DECKS - NEW CONSTRUCTION, REROOF (TEAR-OFF)
SYSTEM TYPE B-2: MECHANICALLY ATTACHED THERMAL BARRIER, BONDED VAPOR BARRIER, BONDED TOP INSULATION, BONDED ROOF COVER

System No.	Deck (Note 1)	Thermal Barrier			Vapor Barrier	Insulation Layer(s)		Roof Cover (Note 15)	MDP (psf)
		Type	Fasten (Note 11)	Attach		Type	Attach (Notes 6,7,8)		
S-160.	Min. 22 ga., Type B, Grade 33 steel	0.5-inch DensDeck Prime or SECUROCK Gypsum Fiber Roof Board	Note 2 (Drill-Tec 3 in. Ribbed Galvalume Plate (Flat) may be used) (no recessed plate)	1 per 4.0 ft ²	GAF SA Primer, TPO QSA, TPO QSA LV50 or Matrix 307 Premium Asphalt Primer followed by GAF SA Vapor Retarder	One or more layers, base layer min. 1-inch thick, optional subsequent layer(s) min. 1.5-inch thick EnergyGuard RN followed by min. 0.25-inch DensDeck Prime or SECUROCK Gypsum-Fiber Roof Board or min. 0.5-inch EnergyGuard HD Polyiso Cover Board or EnergyGuard HD Plus Polyiso Cover Board or min. 1.5-inch EnergyGuard Polyiso-HD Composite Insulation or Ultra HD Composite Insulation	LRF-M or OB500	TPO-SA	-45.0*
S-161.	Min. 22 ga., Type B, Grade 33 steel	0.5-inch DensDeck Prime or SECUROCK Gypsum Fiber Roof Board	Note 2 (Drill-Tec 3 in. Ribbed Galvalume Plate (Flat) may be used) (no recessed plate)	1 per 4.0 ft ²	GAF SA Vapor Retarder XL, self-adhering	One or more layers, base layer min. 1-inch thick, optional subsequent layer(s) min. 1.5-inch thick EnergyGuard RN followed by min. 0.25-inch DensDeck Prime or SECUROCK Gypsum-Fiber Roof Board or min. 0.5-inch EnergyGuard HD Polyiso Cover Board or EnergyGuard HD Plus Polyiso Cover Board or min. 1.5-inch EnergyGuard Polyiso-HD Composite Insulation or Ultra HD Composite Insulation	LRF-M or OB500	TPO-SA	-45.0*
S-162.	Min. 22 ga., Type B, Grade 33 steel	0.5-inch DensDeck Prime or SECUROCK Gypsum Fiber Roof Board	Note 2 (Drill-Tec 3 in. Ribbed Galvalume Plate (Flat) may be used) (no recessed plate)	1 per 4.0 ft ²	GAF SA Primer, TPO QSA, TPO QSA LV50 or Matrix 307 Premium Asphalt Primer followed by GAF SA Vapor Retarder	One or more layers, base layer min. 1-inch thick, optional subsequent layer(s) min. 1.5-inch thick EnergyGuard Polyiso Insulation (Optional) Min. 0.25-inch DensDeck Prime or SECUROCK Gypsum-Fiber Roof Board or min. 0.5-inch EnergyGuard HD Polyiso Cover Board or EnergyGuard HD Plus Polyiso Cover Board or min. 1.5-inch EnergyGuard Polyiso-HD Composite Insulation or Ultra HD Composite Insulation	LRF-M, LRF-XF or OB500	TPO-SA	-45.0*
S-163.	Min. 22 ga., Type B, Grade 33 steel	0.5-inch DensDeck Prime or SECUROCK Gypsum Fiber Roof Board	Note 2 (Drill-Tec 3 in. Ribbed Galvalume Plate (Flat) may be used) (no recessed plate)	1 per 4.0 ft ²	GAF SA Vapor Retarder XL, self-adhering	One or more layers, base layer min. 1-inch thick, optional subsequent layer(s) min. 1.5-inch thick EnergyGuard Polyiso Insulation (Optional) Min. 0.25-inch DensDeck Prime or SECUROCK Gypsum-Fiber Roof Board or min. 0.5-inch EnergyGuard HD Polyiso Cover Board or EnergyGuard HD Plus Polyiso Cover Board or min. 1.5-inch EnergyGuard Polyiso-HD Composite Insulation or Ultra HD Composite Insulation	LRF-M, LRF-XF or OB500	TPO-SA	-45.0*
S-164.	Min. 22 ga., Type B, Grade 33 steel; 6 ft span, #12 HWH Tek's 5, 6" o.c.	0.5-inch DensDeck Prime or SECUROCK Gypsum Fiber Roof Board	Note 2 (Drill-Tec 3 in. Ribbed Galvalume Plate (Flat) may be used) (no recessed plate)	1 per 2.0 ft ²	GAF SA Primer, TPO QSA or TPO QSA LV50 followed by GAF SA Vapor Retarder	One or more layers, base layer min. 1-inch thick, optional subsequent layer(s) min. 1.5-inch thick EnergyGuard Polyiso Insulation, EnergyGuard Ultra Polyiso Insulation followed by Min. 0.25-inch SECUROCK Gypsum-Fiber Roof Board	LRF-M, LRF-XF or OB500	TPO-SA	-60.0

EVERGUARD TPO:

TABLE 2D: STEEL DECKS - NEW CONSTRUCTION, REROOF (TEAR-OFF)
SYSTEM TYPE B-2: MECHANICALLY ATTACHED THERMAL BARRIER, BONDED VAPOR BARRIER, BONDED TOP INSULATION, BONDED ROOF COVER

System No.	Deck (Note 1)	Thermal Barrier			Vapor Barrier	Insulation Layer(s)		Roof Cover (Note 15)	MDP (psf)
		Type	Fasten (Note 11)	Attach		Type	Attach (Notes 6,7,8)		
S-165.	Min. 22 ga., Type B, Grade 33 steel	Min. 0.5-inch SECUROCK Gypsum-Fiber Roof Board	Note 2 (no recessed plate)	1 per 2.7 ft ²	SBS-SA	Min. 1.5-inch EnergyGuard RH followed by Min. 0.5-inch EnergyGuard RH HD Polyiso Insulation, EnergyGuard HD Polyiso Cover Board or EnergyGuard HD Plus Polyiso Cover Board or min. 1.5-inch EnergyGuard Polyiso-HD Composite Insulation or Ultra HD Composite Insulation	OB500	TPO-1121, TPO-3SQ, TPO-6SQ or TPO-WB	-45.0*
S-166.	Min. 22 ga., Type B, Grade 33 steel	Min. 0.5-inch SECUROCK Gypsum-Fiber Roof Board	Note 2 (no recessed plate)	1 per 2.7 ft ²	SBS-SA	Min. 1.5-inch EnergyGuard Polyiso Insulation, EnergyGuard Ultra Polyiso Insulation, EnergyGuard RA or EnergyGuard RN	OB500	TPO-1121, TPO-3SQ, TPO-6SQ or TPO-WB	-45.0*
S-167.	Min. 22 ga., Type B, Grade 33 steel	Min. 0.5-inch SECUROCK Gypsum-Fiber Roof Board	Note 2 (no recessed plate)	1 per 2.7 ft ²	SBS-SA	Min. 1.5-inch EnergyGuard Polyiso Insulation, EnergyGuard Ultra Polyiso Insulation, EnergyGuard RA or EnergyGuard RN followed by Min. 0.25-inch DensDeck Prime, DEXcell FA Glass Mat Roof Board or SECUROCK Gypsum-Fiber Roof Board	OB500	TPO-1121, TPO-3SQ, TPO-6SQ or TPO-WB	-45.0*
S-168.	Min. 22 ga., Type B, Grade 33 steel	Min. 0.625-inch DensDeck	Note 2 (no recessed plate)	1 per 4.0 ft ²	Two plies GAFGLAS Ply 4 or GAFGLAS Ply 4 M, applied in hot asphalt	Min. 1.5-inch EnergyGuard RA	hot asphalt or OB500	TPO-1121, TPO-3SQ or TPO-6SQ	-45.0*
S-169.	Min. 22 ga., Type B, Grade 33 steel	Min. 0.5-inch SECUROCK Gypsum-Fiber Roof Board	Note 2 (no recessed plate)	1 per 2.7 ft ²	SBS-SA	Min. 1.5-inch EnergyGuard Polyiso Insulation, EnergyGuard Ultra Polyiso Insulation, EnergyGuard RA, EnergyGuard RH or EnergyGuard RN	OB500	TPO-1121, TPO-3SQ, TPO-6SQ or TPO-WB	-45.0*
S-170.	Min. 22 ga., Type B, Grade 33 steel	Min. 0.5-inch SECUROCK Gypsum-Fiber Roof Board	Note 2 (no recessed plate)	1 per 2.7 ft ²	SBS-SA	Min. 1.5-inch EnergyGuard Polyiso Insulation, EnergyGuard Ultra Polyiso Insulation, EnergyGuard RA, EnergyGuard RH or EnergyGuard RN followed by min. 0.25-inch DensDeck Prime, DEXcell FA Glass Mat Roof Board or SECUROCK Gypsum-Fiber Roof Board	OB500	TPO-1121, TPO-3SQ, TPO-6SQ or TPO-WB	-45.0*
S-171.	Min. 22 ga., Type B, Grade 33 steel	0.5-inch DensDeck Prime or SECUROCK Gypsum Fiber Roof Board	Note 2 (<i>Drill-Tec 3 in. Ribbed Galvalume Plate (Flat) may be used</i>) (no recessed plate)	1 per 4.0 ft ²	GAF SA Primer, TPO QSA, TPO QSA LV50 or Matrix 307 Premium Asphalt Primer followed by GAF SA Vapor Retarder	One or more layers, base layer min. 1-inch thick, optional subsequent layer(s) min. 1.5-inch thick EnergyGuard RN (Optional) Min. 0.25-inch DensDeck Prime or SECUROCK Gypsum-Fiber Roof Board or min. 0.5-inch EnergyGuard HD Polyiso Cover Board or EnergyGuard HD Plus Polyiso Cover Board or min. 1.5-inch EnergyGuard Polyiso-HD Composite Insulation or Ultra HD Composite Insulation	LRF-M or OB500	TPO-1121, TPO-3SQ, TPO-6SQ or TPO-WB	-45.0*

TABLE 2D: STEEL DECKS - NEW CONSTRUCTION, REROOF (TEAR-OFF)
SYSTEM TYPE B-2: MECHANICALLY ATTACHED THERMAL BARRIER, BONDED VAPOR BARRIER, BONDED TOP INSULATION, BONDED ROOF COVER

System No.	Deck (Note 1)	Thermal Barrier			Vapor Barrier	Insulation Layer(s)		Roof Cover (Note 15)	MDP (psf)
		Type	Fasten (Note 11)	Attach		Type	Attach (Notes 6,7,8)		
S-172.	Min. 22 ga., Type B, Grade 33 steel	0.5-inch DensDeck Prime or SECUROCK Gypsum Fiber Roof Board	Note 2 (Drill-Tec 3 in. Ribbed Galvalume Plate (Flat) may be used) (no recessed plate)	1 per 4.0 ft ²	GAF SA Vapor Retarder XL, self-adhering	One or more layers, base layer min. 1-inch thick, optional subsequent layer(s) min. 1.5-inch thick EnergyGuard RN (Optional) Min. 0.25-inch DensDeck Prime, DEXcell FA Glass Mat Roof Board or SECUROCK Gypsum-Fiber Roof Board or min. 0.5-inch EnergyGuard HD Polyiso Cover Board or EnergyGuard HD Plus Polyiso Cover Board or min. 1.5-inch EnergyGuard Polyiso-HD Composite Insulation or Ultra HD Composite Insulation	LRF-M or OB500	TPO-1121, TPO-3SQ, TPO- 6SQ or TPO-WB	-45.0*
S-173.	Min. 22 ga., Type B, Grade 33 steel	0.5-inch DensDeck Prime or SECUROCK Gypsum Fiber Roof Board	Note 2 (Drill-Tec 3 in. Ribbed Galvalume Plate (Flat) may be used) (no recessed plate)	1 per 4.0 ft ²	GAF SA Primer, TPO QSA, TPO QSA LV50 or Matrix 307 Premium Asphalt Primer followed by GAF SA Vapor Retarder	One or more layers, base layer min. 1-inch thick, optional subsequent layer(s) min. 1.5-inch thick EnergyGuard Polyiso Insulation, EnergyGuard Ultra Polyiso Insulation (Optional) Min. 0.25-inch DensDeck Prime, DEXcell FA Glass Mat Roof Board or SECUROCK Gypsum-Fiber Roof Board or min. 0.5-inch EnergyGuard HD Polyiso Cover Board or EnergyGuard HD Plus Polyiso Cover Board or min. 1.5-inch EnergyGuard Polyiso-HD Composite Insulation or Ultra HD Composite Insulation	LRF-M, LRF- XF or OB500	TPO-1121, TPO-3SQ, TPO- 6SQ or TPO-WB	-45.0*
S-174.	Min. 22 ga., Type B, Grade 33 steel	0.5-inch DensDeck Prime or SECUROCK Gypsum Fiber Roof Board	Note 2 (Drill-Tec 3 in. Ribbed Galvalume Plate (Flat) may be used) (no recessed plate)	1 per 4.0 ft ²	GAF SA Vapor Retarder XL, self-adhering	One or more layers, base layer min. 1-inch thick, optional subsequent layer(s) min. 1.5-inch thick EnergyGuard Polyiso Insulation, EnergyGuard Ultra Polyiso Insulation (Optional) Min. 0.25-inch DensDeck Prime, DEXcell FA Glass Mat Roof Board or SECUROCK Gypsum-Fiber Roof Board or min. 0.5-inch EnergyGuard HD Polyiso Cover Board or EnergyGuard HD Plus Polyiso Cover Board or min. 1.5-inch EnergyGuard Polyiso-HD Composite Insulation or Ultra HD Composite Insulation	LRF-M, LRF- XF or OB500	TPO-1121, TPO-3SQ, TPO- 6SQ or TPO-WB	-45.0*
S-175.	Min. 22 ga., Type B, Grade 33 steel; 6 ft span, #12 HWH Tek 5, 6" o.c.	0.5-inch DensDeck Prime or SECUROCK Gypsum Fiber Roof Board	Note 2 (Drill-Tec 3 in. Ribbed Galvalume Plate (Flat) may be used) (no recessed plate)	1 per 2.0 ft ²	GAF SA Primer, TPO QSA or TPO QSA LV50 followed by GAF SA Vapor Retarder	One or more layers, base layer min. 1-inch thick, optional subsequent layer(s) min. 1.5-inch thick EnergyGuard Polyiso Insulation, EnergyGuard Ultra Polyiso Insulation followed by Min. 0.25-inch DensDeck Prime	LRF-M, LRF- XF or OB500	TPO-6SQ	-52.5
S-176.	Min. 22 ga., Type B, Grade 33 steel; 6 ft span, #12 HWH Tek 5, 6" o.c.	0.5-inch DensDeck Prime or SECUROCK Gypsum Fiber Roof Board	Note 2 (Drill-Tec 3 in. Ribbed Galvalume Plate (Flat) may be used) (no recessed plate)	1 per 2.0 ft ²	GAF SA Primer, TPO QSA or TPO QSA LV50 followed by GAF SA Vapor Retarder	One or more layers, base layer min. 1-inch thick, optional subsequent layer(s) min. 1.5-inch thick EnergyGuard Polyiso Insulation, EnergyGuard Ultra Polyiso Insulation followed by Min. 0.25-inch DensDeck Prime	LRF-M, LRF- XF or OB500	TPO-1121, TPO-3SQ or TPO-WB	-67.5

TABLE 2D: STEEL DECKS - NEW CONSTRUCTION, REROOF (TEAR-OFF)
SYSTEM TYPE B-2: MECHANICALLY ATTACHED THERMAL BARRIER, BONDED VAPOR BARRIER, BONDED TOP INSULATION, BONDED ROOF COVER

System No.	Deck (Note 1)	Thermal Barrier			Vapor Barrier	Insulation Layer(s)		Roof Cover (Note 15)	MDP (psf)
		Type	Fasten (Note 11)	Attach		Type	Attach (Notes 6,7,8)		
S-177.	Min. 22 ga., Type B, Grade 33 steel; 6 ft span, #12 HWH Tek 5, 6" o.c.	0.5-inch DensDeck Prime or SECUROCK Gypsum Fiber Roof Board	Note 2 (Drill-Tec 3 in. Ribbed Galvalume Plate (Flat) may be used) (no recessed plate)	1 per 2.0 ft ²	GAF SA Primer, TPO QSA or TPO QSA LV50 followed by GAF SA Vapor Retarder	One or more layers, base layer min. 1-inch thick, optional subsequent layer(s) min. 1.5-inch thick EnergyGuard Polyiso Insulation, EnergyGuard Ultra Polyiso Insulation followed by Min. 0.25-inch DensDeck Prime or SECUROCK Gypsum-Fiber Roof Board	LRF-M, LRF-XF or OB500	TPO-1121, TPO-3SQ, TPO-6SQ or TPO-WB	-67.5
EVERGUARD TPO / EVERGUARD TPO QUICK SPRAY ADHESIVE OR EVERGUARD TPO QUICK SPRAY LV 50:									
S-178.	Min. 22 ga., Type B, Grade 33 steel	Min. 0.5-inch SECUROCK Gypsum-Fiber Roof Board	Note 2 (Drill-Tec 3 in. Ribbed Galvalume Plate (Flat) may be used) (no recessed plate)	1 per 2.7 ft ²	SBS-SA	Insulation: Min. 1.5-inch EnergyGuard Polyiso Insulation or EnergyGuard RA Coverboard: (Optional) Min. 0.25-inch DensDeck Prime, DEXcell FA Glass Mat Roof Board or SECUROCK Gypsum-Fiber Roof Board	OB500	TPO-QSA or TPO-QSALV50	-45.0*
S-179.	Min. 22 ga., Type B, Grade 33 steel	0.5-inch DensDeck Prime or SECUROCK Gypsum Fiber Roof Board	Note 2 (Drill-Tec 3 in. Ribbed Galvalume Plate (Flat) may be used) (no recessed plate)	1 per 4.0 ft ²	GAF SA Primer, TPO QSA, TPO QSA LV50 or Matrix 307 Premium Asphalt Primer followed by GAF SA Vapor Retarder	Insulation: Min. 1.5-inch EnergyGuard Polyiso Insulation or EnergyGuard RA Coverboard: (Optional) Min. 0.25-inch DensDeck Prime, DEXcell FA Glass Mat Roof Board or SECUROCK Gypsum-Fiber Roof Board	LRF-M, LRF-XF or OB500	TPO-QSA or TPO-QSALV50	-45.0*
S-180.	Min. 22 ga., Type B, Grade 33 steel	0.5-inch DensDeck Prime or SECUROCK Gypsum Fiber Roof Board	Note 2 (Drill-Tec 3 in. Ribbed Galvalume Plate (Flat) may be used) (no recessed plate)	1 per 4.0 ft ²	GAF SA Vapor Retarder XL, self-adhering	Insulation: Min. 1.5-inch EnergyGuard Polyiso Insulation or EnergyGuard RA Coverboard: (Optional) Min. 0.25-inch DensDeck Prime, DEXcell FA Glass Mat Roof Board or SECUROCK Gypsum-Fiber Roof Board	LRF-M, LRF-XF or OB500	TPO-QSA or TPO-QSALV50	-45.0*
S-181.	Min. 22 ga., Type B, Grade 33 steel; 6 ft span, #12 HWH Tek 5, 6" o.c.	0.5-inch DensDeck Prime or SECUROCK Gypsum Fiber Roof Board	Note 2 (Drill-Tec 3 in. Ribbed Galvalume Plate (Flat) may be used) (no recessed plate)	1 per 2.0 ft ²	GAF SA Primer, TPO QSA or TPO QSA LV50 followed by GAF SA Vapor Retarder	Insulation: Min. 1.5-inch EnergyGuard Polyiso Insulation or EnergyGuard RA Coverboard: Min. 0.25-inch DensDeck Prime or SECUROCK Gypsum-Fiber Roof Board	LRF-M, LRF-XF or OB500	TPO-QSA or TPO-QSALV50	-67.5
EVERGUARD TPO FLEECE-BACK MEMBRANE OR EVERGUARD TPO FLEECE-BACK MEMBRANE 100, 115 OR 135 :									
S-182.	Min. 22 ga., Type B, Grade 33 steel	Min. 0.5-inch SECUROCK Gypsum-Fiber Roof Board	Note 2 (no recessed plate)	1 per 2.7 ft ²	SBS-SA	Min. 1.5-inch EnergyGuard Polyiso Insulation, EnergyGuard Ultra Polyiso Insulation, EnergyGuard RA, EnergyGuard RH or EnergyGuard RN	OB500	TPOFB-WB	-45.0*
S-183.	Min. 22 ga., Type B, Grade 33 steel	Min. 0.5-inch SECUROCK Gypsum-Fiber Roof Board	Note 2 (no recessed plate)	1 per 2.7 ft ²	SBS-SA	Min. 1.5-inch EnergyGuard Polyiso Insulation, EnergyGuard Ultra Polyiso Insulation, EnergyGuard RA, EnergyGuard RH or EnergyGuard RN followed by min. 0.25-inch DensDeck Prime or SECUROCK Gypsum-Fiber Roof Board	OB500	TPOFB-WB	-45.0*
S-184.	Min. 22 ga., Type B, Grade 33 steel	Min. 0.5-inch SECUROCK Gypsum-Fiber Roof Board	Note 2 (no recessed plate)	1 per 2.7 ft ²	SBS-SA	Min. 1.5-inch EnergyGuard Polyiso Insulation, EnergyGuard Ultra Polyiso Insulation, EnergyGuard RA, EnergyGuard RH or EnergyGuard RN	OB500	TPOFB-LM1, TPOFB-LM2, TPOFB-LO1 or TPOFB-LO2 (12-inch o.c.)	-45.0*

TABLE 2D: STEEL DECKS - NEW CONSTRUCTION, REROOF (TEAR-OFF)
SYSTEM TYPE B-2: MECHANICALLY ATTACHED THERMAL BARRIER, BONDED VAPOR BARRIER, BONDED TOP INSULATION, BONDED ROOF COVER

System No.	Deck (Note 1)	Thermal Barrier			Vapor Barrier	Insulation Layer(s)		Roof Cover (Note 15)	MDP (psf)
		Type	Fasten (Note 11)	Attach		Type	Attach (Notes 6,7,8)		
S-185.	Min. 22 ga., Type B, Grade 33 steel	Min. 0.5-inch SECUROCK Gypsum-Fiber Roof Board	Note 2 (no recessed plate)	1 per 2.7 ft ²	SBS-SA	Min. 1.5-inch EnergyGuard Polyiso Insulation, EnergyGuard Ultra Polyiso Insulation, EnergyGuard RA, EnergyGuard RH or EnergyGuard RN followed by min. 0.25-inch SECUROCK Gypsum-Fiber Roof Board	OB500	TPOFB-LM1, TPOFB-LM2, TPOFB-LO1 or TPOFB-LO2 (12-inch o.c.)	-45.0*
S-186.	Min. 22 ga., Type B, Grade 33 steel	Min. 0.5-inch SECUROCK Gypsum-Fiber Roof Board	Note 2 (no recessed plate)	1 per 2.7 ft ²	SBS-SA	Min. 1.5-inch EnergyGuard Polyiso Insulation, EnergyGuard Ultra Polyiso Insulation, EnergyGuard RA, EnergyGuard RH or EnergyGuard RN followed by min. 0.25-inch DEXcell FA Glass Mat Roof Board	OB500	TPOFB-LM1 or TPOFB- LM2 (12-inch o.c.)	-45.0*
S-187.	Min. 22 ga., Type B, Grade 33 steel	Min. 0.5-inch SECUROCK Gypsum-Fiber Roof Board	Note 2 (no recessed plate)	1 per 2.7 ft ²	SBS-SA	Min. 1.5-inch EnergyGuard Polyiso Insulation, EnergyGuard Ultra Polyiso Insulation, EnergyGuard RA, EnergyGuard RH or EnergyGuard RN followed by min. 0.25-inch DensDeck Prime	OB500	TPOFB-LO1 or TPOFB-LO2 (12-inch o.c.)	-45.0*
S-188.	Min. 22 ga., Type B, Grade 33 steel	0.5-inch DensDeck Prime or SECUROCK Gypsum Fiber Roof Board	Note 2 (<i>Drill-Tec 3 in. Ribbed Galvalume Plate (Flat) may be used</i>) (no recessed plate)	1 per 4.0 ft ²	GAF SA Primer, TPO QSA, TPO QSA LV50 or Matrix 307 Premium Asphalt Primer followed by GAF SA Vapor Retarder	One or more layers, base layer min. 1-inch thick, optional subsequent layer(s) min. 1.5-inch thick EnergyGuard RN (Optional) Min. 0.25-inch DensDeck Prime or SECUROCK Gypsum-Fiber Roof Board	LRF-M or OB500	TPOFB-LM1 or TPOFB- LO1 (12-inch o.c.), TPOFB-OB1, TPOFB-XF1 or TPOFB-WB	-45.0*
S-189.	Min. 22 ga., Type B, Grade 33 steel	0.5-inch DensDeck Prime or SECUROCK Gypsum Fiber Roof Board	Note 2 (<i>Drill-Tec 3 in. Ribbed Galvalume Plate (Flat) may be used</i>) (no recessed plate)	1 per 4.0 ft ²	GAF SA Primer, TPO QSA, TPO QSA LV50 or Matrix 307 Premium Asphalt Primer followed by GAF SA Vapor Retarder	One or more layers, base layer min. 1-inch thick, optional subsequent layer(s) min. 1.5-inch thick EnergyGuard RN (Optional) Min. 0.25-inch DensDeck Prime or SECUROCK Gypsum-Fiber Roof Board	LRF-M or OB500	TPOFB-LM2 or TPOFB- LO2 (12-inch o.c.), TPOFB-OB2 or TPOFB-XF2	-45.0*
S-190.	Min. 22 ga., Type B, Grade 33 steel	0.5-inch DensDeck Prime or SECUROCK Gypsum Fiber Roof Board	Note 2 (<i>Drill-Tec 3 in. Ribbed Galvalume Plate (Flat) may be used</i>) (no recessed plate)	1 per 4.0 ft ²	GAF SA Primer, TPO QSA, TPO QSA LV50 or Matrix 307 Premium Asphalt Primer followed by GAF SA Vapor Retarder	One or more layers, base layer min. 1-inch thick, optional subsequent layer(s) min. 1.5-inch thick EnergyGuard RN (Optional) Min. 0.25-inch DEXcell FA Glass Mat Roof Board	LRF-M or OB500	TPOFB-LM1 or TPOFB- LM2 (12-inch o.c.), TPOFB-OB1, TPOFB-OB2, TPOFB-XF1 or TPOFB-XF2	-45.0*
S-191.	Min. 22 ga., Type B, Grade 33 steel	0.5-inch DensDeck Prime or SECUROCK Gypsum Fiber Roof Board	Note 2 (<i>Drill-Tec 3 in. Ribbed Galvalume Plate (Flat) may be used</i>) (no recessed plate)	1 per 4.0 ft ²	GAF SA Vapor Retarder XL, self-adhering	One or more layers, base layer min. 1-inch thick, optional subsequent layer(s) min. 1.5-inch thick EnergyGuard RN (Optional) Min. 0.25-inch DensDeck Prime or SECUROCK Gypsum-Fiber Roof Board	LRF-M or OB500	TPOFB-LM1 or TPOFB- LO1 (12-inch o.c.), TPOFB-OB1, TPOFB-XF1 or TPOFB-WB	-45.0*
S-192.	Min. 22 ga., Type B, Grade 33 steel	0.5-inch DensDeck Prime or SECUROCK Gypsum Fiber Roof Board	Note 2 (<i>Drill-Tec 3 in. Ribbed Galvalume Plate (Flat) may be used</i>) (no recessed plate)	1 per 4.0 ft ²	GAF SA Vapor Retarder XL, self-adhering	One or more layers, base layer min. 1-inch thick, optional subsequent layer(s) min. 1.5-inch thick EnergyGuard RN (Optional) Min. 0.25-inch DensDeck Prime or SECUROCK Gypsum-Fiber Roof Board	LRF-M or OB500	TPOFB-LM2 or TPOFB- LO2 (12-inch o.c.), TPOFB-OB2 or TPOFB-XF2	-45.0*

TABLE 2D: STEEL DECKS - NEW CONSTRUCTION, REROOF (TEAR-OFF)
SYSTEM TYPE B-2: MECHANICALLY ATTACHED THERMAL BARRIER, BONDED VAPOR BARRIER, BONDED TOP INSULATION, BONDED ROOF COVER

System No.	Deck (Note 1)	Thermal Barrier			Vapor Barrier	Insulation Layer(s)		Roof Cover (Note 15)	MDP (psf)
		Type	Fasten (Note 11)	Attach		Type	Attach (Notes 6,7,8)		
S-193.	Min. 22 ga., Type B, Grade 33 steel	0.5-inch DensDeck Prime or SECUROCK Gypsum Fiber Roof Board	Note 2 (Drill-Tec 3 in. Ribbed Galvalume Plate (Flat) may be used) (no recessed plate)	1 per 4.0 ft ²	GAF SA Vapor Retarder XL, self-adhering	One or more layers, base layer min. 1-inch thick, optional subsequent layer(s) min. 1.5-inch thick EnergyGuard RN (Optional) Min. 0.25-inch DEXcell FA Glass Mat Roof Board	LRF-M or OB500	TPOFB-LM1 or TPOFB-LM2 (12-inch o.c.), TPOFB-OB1, TPOFB-OB2, TPOFB-XF1 or TPOFB-XF2	-45.0*
S-194.	Min. 22 ga., Type B, Grade 33 steel	0.5-inch DensDeck Prime or SECUROCK Gypsum Fiber Roof Board	Note 2 (Drill-Tec 3 in. Ribbed Galvalume Plate (Flat) may be used) (no recessed plate)	1 per 4.0 ft ²	GAF SA Primer, TPO QSA, TPO QSA LV50 or Matrix 307 Premium Asphalt Primer followed by GAF SA Vapor Retarder	One or more layers, base layer min. 1-inch thick, optional subsequent layer(s) min. 1.5-inch thick EnergyGuard Polyiso Insulation, EnergyGuard Ultra Polyiso Insulation (Optional) Min. 0.25-inch DensDeck Prime or SECUROCK Gypsum-Fiber Roof Board	LRF-M, LRF-XF or OB500	TPOFB-LM1 or TPOFB-LO1 (12-inch o.c.), TPOFB-OB1, TPOFB-XF1 or TPOFB-WB	-45.0*
S-195.	Min. 22 ga., Type B, Grade 33 steel	0.5-inch DensDeck Prime or SECUROCK Gypsum Fiber Roof Board	Note 2 (Drill-Tec 3 in. Ribbed Galvalume Plate (Flat) may be used) (no recessed plate)	1 per 4.0 ft ²	GAF SA Primer, TPO QSA, TPO QSA LV50 or Matrix 307 Premium Asphalt Primer followed by GAF SA Vapor Retarder	One or more layers, base layer min. 1-inch thick, optional subsequent layer(s) min. 1.5-inch thick EnergyGuard Polyiso Insulation, EnergyGuard Ultra Polyiso Insulation (Optional) Min. 0.25-inch DensDeck Prime or SECUROCK Gypsum-Fiber Roof Board	LRF-M, LRF-XF or OB500	TPOFB-LM2 or TPOFB-LO2 (12-inch o.c.), TPOFB-OB2 or TPOFB-XF2	-45.0*
S-196.	Min. 22 ga., Type B, Grade 33 steel	0.5-inch DensDeck Prime or SECUROCK Gypsum Fiber Roof Board	Note 2 (Drill-Tec 3 in. Ribbed Galvalume Plate (Flat) may be used) (no recessed plate)	1 per 4.0 ft ²	GAF SA Primer, TPO QSA, TPO QSA LV50 or Matrix 307 Premium Asphalt Primer followed by GAF SA Vapor Retarder	One or more layers, base layer min. 1-inch thick, optional subsequent layer(s) min. 1.5-inch thick EnergyGuard Polyiso Insulation, EnergyGuard Ultra Polyiso Insulation (Optional) Min. 0.25-inch DEXcell FA Glass Mat Roof Board	LRF-M, LRF-XF or OB500	TPOFB-LM1 or TPOFB-LM2 (12-inch o.c.), TPOFB-OB1, TPOFB-OB2, TPOFB-XF1 or TPOFB-XF2	-45.0*
S-197.	Min. 22 ga., Type B, Grade 33 steel	0.5-inch DensDeck Prime or SECUROCK Gypsum Fiber Roof Board	Note 2 (Drill-Tec 3 in. Ribbed Galvalume Plate (Flat) may be used) (no recessed plate)	1 per 4.0 ft ²	GAF SA Vapor Retarder XL, self-adhering	One or more layers, base layer min. 1-inch thick, optional subsequent layer(s) min. 1.5-inch thick EnergyGuard Polyiso Insulation, EnergyGuard Ultra Polyiso Insulation (Optional) Min. 0.25-inch DensDeck Prime or SECUROCK Gypsum-Fiber Roof Board	LRF-M, LRF-XF or OB500	TPOFB-LM1 or TPOFB-LO1 (12-inch o.c.), TPOFB-OB1, TPOFB-XF1 or TPOFB-WB	-45.0*
S-198.	Min. 22 ga., Type B, Grade 33 steel	0.5-inch DensDeck Prime or SECUROCK Gypsum Fiber Roof Board	Note 2 (Drill-Tec 3 in. Ribbed Galvalume Plate (Flat) may be used) (no recessed plate)	1 per 4.0 ft ²	GAF SA Vapor Retarder XL, self-adhering	One or more layers, base layer min. 1-inch thick, optional subsequent layer(s) min. 1.5-inch thick EnergyGuard Polyiso Insulation, EnergyGuard Ultra Polyiso Insulation (Optional) Min. 0.25-inch DensDeck Prime or SECUROCK Gypsum-Fiber Roof Board	LRF-M, LRF-XF or OB500	TPOFB-LM2 or TPOFB-LO2 (12-inch o.c.), TPOFB-OB2 or TPOFB-XF2	-45.0*

TABLE 2D: STEEL DECKS - NEW CONSTRUCTION, REROOF (TEAR-OFF)
SYSTEM TYPE B-2: MECHANICALLY ATTACHED THERMAL BARRIER, BONDED VAPOR BARRIER, BONDED TOP INSULATION, BONDED ROOF COVER

System No.	Deck (Note 1)	Thermal Barrier			Vapor Barrier	Insulation Layer(s)		Roof Cover (Note 15)	MDP (psf)
		Type	Fasten (Note 11)	Attach		Type	Attach (Notes 6,7,8)		
S-199.	Min. 22 ga., Type B, Grade 33 steel	0.5-inch DensDeck Prime or SECUROCK Gypsum Fiber Roof Board	Note 2 (<i>Drill-Tec 3 in. Ribbed Galvalume Plate (Flat) may be used</i>) (no recessed plate)	1 per 4.0 ft ²	GAF SA Vapor Retarder XL, self-adhering	One or more layers, base layer min. 1-inch thick, optional subsequent layer(s) min. 1.5-inch thick EnergyGuard Polyiso Insulation, EnergyGuard Ultra Polyiso Insulation (Optional) Min. 0.25-inch DEXcell FA Glass Mat Roof Board	LRF-M, LRF- XF or OB500	TPOFB-LM1 or TPOFB- LM2 (12-inch o.c.), TPOFB-OB1, TPOFB-OB2, TPOFB-XF1 or TPOFB-XF2	-45.0*
S-200.	Min. 22 ga., Type B, Grade 33 steel; 6 ft span, #12 HWH Tek 5, 6" o.c.	0.5-inch DensDeck Prime or SECUROCK Gypsum Fiber Roof Board	Note 2 (<i>Drill-Tec 3 in. Ribbed Galvalume Plate (Flat) may be used</i>) (no recessed plate)	1 per 2.0 ft ²	GAF SA Primer, TPO QSA or TPO QSA LV50 followed by GAF SA Vapor Retarder	One or more layers, base layer min. 1-inch thick, optional subsequent layer(s) min. 1.5-inch thick EnergyGuard Polyiso Insulation, EnergyGuard Ultra Polyiso Insulation followed by Min. 0.25-inch DensDeck Prime	LRF-M, LRF- XF or OB500	TPOFB-WB	-52.5
S-201.	Min. 22 ga., Type B, Grade 33 steel; 6 ft span, #12 HWH Tek 5, 6" o.c.	0.5-inch DensDeck Prime or SECUROCK Gypsum Fiber Roof Board	Note 2 (<i>Drill-Tec 3 in. Ribbed Galvalume Plate (Flat) may be used</i>) (no recessed plate)	1 per 2.0 ft ²	GAF SA Primer, TPO QSA or TPO QSA LV50 followed by GAF SA Vapor Retarder	One or more layers, base layer min. 1-inch thick, optional subsequent layer(s) min. 1.5-inch thick EnergyGuard Polyiso Insulation, EnergyGuard Ultra Polyiso Insulation	LRF-M, LRF- XF or OB500	TPOFB-LM1, TPOFB-LM2, TPOFB-LO1 or TPOFB-LO2 (12-inch o.c.), TPOFB- OB1, TPOFB-OB2, TPOFB- XF1 or TPOFB-XF2	-60.0
S-202.	Min. 22 ga., Type B, Grade 33 steel; 6 ft span, #12 HWH Tek 5, 6" o.c.	0.5-inch DensDeck Prime or SECUROCK Gypsum Fiber Roof Board	Note 2 (<i>Drill-Tec 3 in. Ribbed Galvalume Plate (Flat) may be used</i>) (no recessed plate)	1 per 2.0 ft ²	GAF SA Primer, TPO QSA or TPO QSA LV50 followed by GAF SA Vapor Retarder	One or more layers, base layer min. 1-inch thick, optional subsequent layer(s) min. 1.5-inch thick EnergyGuard Polyiso Insulation, EnergyGuard Ultra Polyiso Insulation followed by Min. 0.25-inch DensDeck Prime	LRF-M, LRF- XF or OB500	TPOFB-LM1, TPOFB-LM2, TPOFB-LO1 or TPOFB-LO2 (12-inch o.c.)	-60.0
S-203.	Min. 22 ga., Type B, Grade 33 steel; 6 ft span, #12 HWH Tek 5, 6" o.c.	0.5-inch DensDeck Prime or SECUROCK Gypsum Fiber Roof Board	Note 2 (<i>Drill-Tec 3 in. Ribbed Galvalume Plate (Flat) may be used</i>) (no recessed plate)	1 per 2.0 ft ²	GAF SA Primer, TPO QSA or TPO QSA LV50 followed by GAF SA Vapor Retarder	One or more layers, base layer min. 1-inch thick, optional subsequent layer(s) min. 1.5-inch thick EnergyGuard Polyiso Insulation, EnergyGuard Ultra Polyiso Insulation followed by Min. 0.25-inch SECUROCK Gypsum-Fiber Roof Board	LRF-M, LRF- XF or OB500	TPOFB-LM1 or TPOFB- LO1 (4-inch o.c.), TPOFB- OB1, TPOFB-XF1 or TPOFB-WB	-67.5
S-204.	Min. 22 ga., Type B, Grade 33 steel; 6 ft span, #12 HWH Tek 5, 6" o.c.	0.5-inch DensDeck Prime or SECUROCK Gypsum Fiber Roof Board	Note 2 (<i>Drill-Tec 3 in. Ribbed Galvalume Plate (Flat) may be used</i>) (no recessed plate)	1 per 2.0 ft ²	GAF SA Primer, TPO QSA or TPO QSA LV50 followed by GAF SA Vapor Retarder	One or more layers, base layer min. 1-inch thick, optional subsequent layer(s) min. 1.5-inch thick EnergyGuard Polyiso Insulation, EnergyGuard Ultra Polyiso Insulation followed by Min. 0.25-inch SECUROCK Gypsum-Fiber Roof Board	LRF-M, LRF- XF or OB500	TPOFB-LM2 or TPOFB- LO2 (4-inch o.c.), TPOFB- OB2 or TPOFB-XF2	-67.5

**TABLE 2E: STEEL OR STRUCTURAL CONCRETE DECKS - NEW CONSTRUCTION, REROOF (TEAR-OFF) OR RECOVER
SYSTEM TYPE C-1: MECHANICALLY ATTACHED INSULATION, BONDED ROOF COVER**

System No.	Deck‡ (Note 1)	Base Insulation Layer (Note 13)	Top Insulation Layer			Roof Cover (Note 15)	MDP (psf)
			Type	Fasten (Note 11)	Attach		
EVERGUARD FREEDOM TPO:							
S-205.	Min. 22 ga., Type B, Grade 33 steel or structural concrete	(Optional) One or more layers, any combination	Min. 2-inch EnergyGuard Ultra Polyiso Insulation, EnergyGuard Polyiso-HD Composite Insulation, Ultra HD Composite Insulation, EnergyGuard RA or EnergyGuard RN	Note 2	1 per 3.2 ft ²	TPOFDM-SA	-45.0*
S-206.	Min. 22 ga., Type B, Grade 33 steel or structural concrete	One or more layers, any combination, min. 1.5-inch	Min. 0.5-inch EnergyGuard RH HD Polyiso Insulation, EnergyGuard HD Polyiso Cover Board or EnergyGuard HD Plus Polyiso Cover Board or min. 1.5-inch EnergyGuard Polyiso-HD Composite Insulation or Ultra HD Composite Insulation	Note 2	1 per 2.0 ft ²	TPOFDM-SA	-45.0*
S-207.	Min. 22 ga., Type B, Grade 33 steel or structural concrete	(Optional) One or more layers, any combination	Min. 1.5-inch EnergyGuard Polyiso Insulation, EnergyGuard Ultra Polyiso Insulation, EnergyGuard Polyiso-HD Composite Insulation or Ultra HD Composite Insulation	Note 2	1 per 2.0 ft ²	TPOFDM-SA	-45.0*
S-208.	Min. 22 ga., Type B, Grade 33 steel or structural concrete	(Optional) One or more layers, any combination	Min. 2-inch EnergyGuard Polyiso Insulation, EnergyGuard Ultra Polyiso Insulation, EnergyGuard Polyiso-HD Composite Insulation or Ultra HD Composite Insulation	Note 2 8 parts per min. 4 x 8 ft board with parts installed 24-inch o.c. in two parallel rows, 12 inches from the 8 ft edges of the board	1 per 4.0 ft ²	TPOFDM-SA	-45.0*
S-209.	Min. 22 ga., Type B, Grade 33 steel or min. 2,500 psi structural concrete	One or more layers, any combination, min. 1-inch	Min. 0.25-inch SECUROCK Gypsum-Fiber Roof Board	Drill-Tec #12 Fastener (steel only), Drill-Tec #12 DP Fastener (steel only), Drill-Tec #14 Fastener or Drill-Tec #14 HD Fastener with Drill-Tec 3" Standard Steel Plate, Drill-Tec 3 in. Ribbed Galvalume Plate (Flat) or Drill-Tec AccuTrac Flat Plate or Drill-Tec 3" Flat Steel Plate or Drill-Tec ASAP 3S	1 per 3.2 ft ²	TPOFDM-SA	-45.0*
S-210.	Min. 22 ga., Type B, Grade 33 steel or min. 2,500 psi structural concrete	One or more layers, any combination, min. 1-inch	Min. 0.375-inch SECUROCK Gypsum-Fiber Roof Board	Drill-Tec #12 Fastener (steel only), Drill-Tec #12 DP Fastener (steel only), Drill-Tec #14 Fastener or Drill-Tec #14 HD Fastener with Drill-Tec 3" Standard Steel Plate, Drill-Tec 3 in. Ribbed Galvalume Plate (Flat) or Drill-Tec AccuTrac Flat Plate or Drill-Tec 3" Flat Steel Plate or Drill-Tec ASAP 3S	1 per 4.0 ft ²	TPOFDM-SA	-45.0*
S-211.	Min. 22 ga., Type B, Grade 33 steel or min. 2,500 psi structural concrete	(Optional) One or more layers, any combination	Min. 0.375-inch SECUROCK Ultralight Coated Glass-Mat Roof Board	Drill-Tec #12 Fastener (steel only), Drill-Tec #12 DP Fastener (steel only), Drill-Tec #14 Fastener, Drill-Tec #14 HD Fastener, Drill-Tec XHD Fastener (steel only) or Drill-Tec #15 EHD Fastener (steel only) with Drill-Tec 3" Standard Steel Plate or Drill-Tec 3" Flat Steel Plate	1 per 2.7 ft ²	TPOFDM-SA	-45.0*

TABLE 2E: STEEL OR STRUCTURAL CONCRETE DECKS - NEW CONSTRUCTION, REROOF (TEAR-OFF) OR RECOVER
SYSTEM TYPE C-1: MECHANICALLY ATTACHED INSULATION, BONDED ROOF COVER

System No.	Deck† (Note 1)	Base Insulation Layer (Note 13)	Top Insulation Layer			Roof Cover (Note 15)	MDP (psf)
			Type	Fasten (Note 11)	Attach		
S-212.	Min. 22 ga., Type B, Grade 33 steel; 6 ft spans, #12 HWH Tek 5, 6" o.c. or structural concrete	(Optional) One or more layers, any combination	Min. 2-inch EnergyGuard Ultra Polyiso Insulation, EnergyGuard Polyiso-HD Composite Insulation, Ultra HD Composite Insulation, EnergyGuard RA or EnergyGuard RN	Note 2	1 per 1.3 ft ²	TPOFDM-SA	-52.5
S-213.	Min. 22 ga., Type B, Grade 33 steel; 6 ft spans, #12 HWH Tek 5, 6" o.c. or structural concrete	(Optional) One or more layers, any combination	Min. 2-inch EnergyGuard Ultra Polyiso Insulation, EnergyGuard Polyiso-HD Composite Insulation, Ultra HD Composite Insulation, EnergyGuard RA or EnergyGuard RN	Note 2 (#14 only)	1 per 2.0 ft ²	TPOFDM-SA	-52.5
S-214.	Min. 22 ga., Type B, Grade 33 steel; 6 ft spans, #12 HWH Tek 5, 6" o.c. or structural concrete	One or more layers, any combination, min. 1-inch	Min. 0.25-inch SECUROCK Ultralight Coated Glass-Mat Roof Board	Drill-Tec #12 Fastener (steel only), Drill-Tec #12 DP Fastener (steel only), Drill-Tec #14 Fastener, Drill-Tec #14 HD Fastener, Drill-Tec XHD Fastener (steel only) or Drill-Tec #15 EHD Fastener (steel only) with Drill-Tec 3" Standard Steel Plate or Drill-Tec 3" Flat Steel Plate	1 per 1.3 ft ²	TPOFDM-SA	-52.5
S-215.	Min. 22 ga., Type B, Grade 33 steel; 6 ft spans, 5/8" puddle welds 6" o.c. or structural concrete	One or more layers, any combination, min. 1-inch	Min. 0.25-inch DensDeck Prime	Drill-Tec #12 Fastener (steel only), Drill-Tec #12 DP Fastener (steel only), Drill-Tec #14 Fastener or Drill-Tec #14 HD Fastener with Drill-Tec 3 in Ribbed Galvalume Plate (Flat) or Drill-Tec 3" Flat Steel Plate	1 per 1.45 ft ²	TPOFDM-SA	-60.0
S-216.	Min. 20 ga., Type B, Grade 33 steel; 7' spans, 5/8" puddle weld 6" o.c. or structural concrete	One or more layers, any combination, min. 1-inch	Min. 0.25-inch SECUROCK Gypsum-Fiber Roof Board	Drill-Tec #12 Fastener (steel only), Drill-Tec #12 DP Fastener (steel only), Drill-Tec #14 Fastener or Drill-Tec #14 HD Fastener with Drill-Tec 3 in Ribbed Galvalume Plate (Flat) or Drill-Tec 3" Flat Steel Plate	1 per 1.3 ft ²	TPOFDM-SA	-60.0
S-217.	Min. 22 ga., Type B, Grade 33 steel; 6 ft spans, 5/8" puddle welds 6" o.c. or structural concrete	One or more layers, any combination, min. 1-inch	Min. 0.25-inch SECUROCK Ultralight Coated Glass-Mat Roof Board	Drill-Tec #12 Fastener (steel only), Drill-Tec #12 DP Fastener (steel only), Drill-Tec #14 Fastener, Drill-Tec #14 HD Fastener, Drill-Tec XHD Fastener (steel only) or Drill-Tec #15 EHD Fastener (steel only) with Drill-Tec 3" Standard Steel Plate or Drill-Tec 3" Flat Steel Plate	1 per 1.0 ft ²	TPOFDM-SA	-60.0
S-218.	Min. 20 ga., Type B, Grade 33 steel; 7' spans, 5/8" puddle weld 6" o.c. or structural concrete	One or more layers, any combination, min. 1-inch	Min. 0.375-inch SECUROCK Gypsum-Fiber Roof Board	Drill-Tec #12 Fastener (steel only), Drill-Tec #12 DP Fastener (steel only), Drill-Tec #14 Fastener or Drill-Tec #14 HD Fastener with Drill-Tec 3 in Ribbed Galvalume Plate (Flat) or Drill-Tec 3" Flat Steel Plate	1 per 1.45 ft ²	TPOFDM-SA	-75.0
S-219.	Min. 22 ga., Type B, Grade 33 steel; 6 ft spans, #12 HWH Tek 5, 6" o.c. or structural concrete	One or more layers, any combination, min. 1-inch	Min. 0.5-inch SECUROCK Ultralight Coated Glass-Mat Roof Board	Drill-Tec #12 Fastener (steel only), Drill-Tec #12 DP Fastener (steel only), Drill-Tec #14 Fastener, Drill-Tec #14 HD Fastener, Drill-Tec XHD Fastener (steel only) or Drill-Tec #15 EHD Fastener (steel only) with Drill-Tec 3" Standard Steel Plate or Drill-Tec 3" Flat Steel Plate	1 per 1.45 ft ²	TPOFDM-SA	-75.0

EVERGUARD SA TPO:

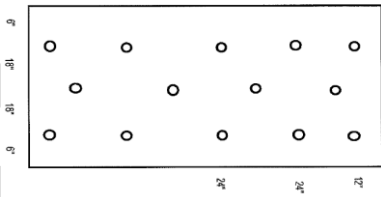
**TABLE 2E: STEEL OR STRUCTURAL CONCRETE DECKS - NEW CONSTRUCTION, REROOF (TEAR-OFF) OR RECOVER
SYSTEM TYPE C-1: MECHANICALLY ATTACHED INSULATION, BONDED ROOF COVER**

System No.	Deck† (Note 1)	Base Insulation Layer (Note 13)	Top Insulation Layer			Roof Cover (Note 15)	MDP (psf)
			Type	Fasten (Note 11)	Attach		
S-220.	Min. 22 ga., Type B, Grade 33 steel or min. 2,500 psi structural concrete	(Optional) One or more layers, any combination	Min. 2-inch EnergyGuard Ultra Polyiso Insulation, EnergyGuard Polyiso-HD Composite Insulation, Ultra HD Composite Insulation or EnergyGuard RA	Note 2	1 per 2.9 ft ²	TPO-SA	-45.0*
S-221.	Min. 22 ga., Type B, Grade 33 steel or min. 2,500 psi structural concrete	(Optional) One or more layers, any combination	Min. 0.5-inch EnergyGuard HD Polyiso Cover Board or EnergyGuard HD Plus Polyiso Cover Board or min. 1.5-inch EnergyGuard Polyiso-HD Composite Insulation or Ultra HD Composite Insulation	Note 2	1 per 2.0 ft ²	TPO-SA	-45.0*
S-222.	Min. 22 ga., Type B, Grade 33 steel or min. 2,500 psi structural concrete	(Optional) One or more layers, any combination	Min. 1.5-inch EnergyGuard Ultra Polyiso Insulation, EnergyGuard Polyiso-HD Composite Insulation, Ultra HD Composite Insulation or EnergyGuard RA	Note 2	1 per 2.0 ft ²	TPO-SA	-45.0*
S-223.	Min. 22 ga., Type B, Grade 33 steel or min. 2,500 psi structural concrete	(Optional) One or more layers, any combination	Min. 2-inch EnergyGuard Polyiso Insulation, EnergyGuard Ultra Polyiso Insulation, EnergyGuard Polyiso-HD Composite Insulation or Ultra HD Composite Insulation	Note 2 8 parts per min. 4 x 8 ft board with parts installed 24-inch o.c. in two parallel rows, 12 inches from the 8 ft edges of the board	1 per 4.0 ft ²	TPO-SA	-45.0*
S-224.	Min. 22 ga., Type B, Grade 33 steel or min. 2,500 psi structural concrete	One or more layers, any combination, min. 1-inch	Min. 0.375-inch SECUROCK Gypsum-Fiber Roof Board	Drill-Tec #12 Fastener (steel only) or Drill-Tec #14 Fastener with Drill-Tec 3" Steel Plate, Drill-Tec 3 in. Ribbed Galvalume Plate (Flat) or Drill-Tec AccuTrac Flat Plate	1 per 4.0 ft ²	TPO-SA	-45.0*
S-225.	Min. 22 ga., Type B, Grade 33 steel; 6 ft span, #12 HWH Tek 5, 6" o.c. or min. 2,500 psi structural concrete	One or more layers, any combination, min. 1.5-inch	Min. 0.25-inch DensDeck Prime	Drill-Tec #12 Fastener (steel only) or Drill-Tec #14 Fastener with Drill-Tec 3" Standard Steel Plate, Drill-Tec 3" Steel Plate, Drill-Tec 3 in. Ribbed Galvalume Plate (Flat) or Drill-Tec AccuTrac Flat Plate	1 per 1.45 ft ²	TPO-SA	-45.0
S-226.	Min. 22 ga., Type B, Grade 33 steel; 6 ft span, #12 HWH Tek 5, 6" o.c. or min. 2,500 psi structural concrete	One or more layers, any combination, min. 1.5-inch	Min. 0.25-inch SECUROCK Gypsum-Fiber Roof Board or Min. 0.5-inch EnergyGuard HD Polyiso Cover Board or EnergyGuard HD Plus Polyiso Cover Board or min. 1.5-inch EnergyGuard Polyiso-HD Composite Insulation or Ultra HD Composite Insulation	Drill-Tec #12 Fastener (steel only) or Drill-Tec #14 Fastener with Drill-Tec 3" Steel Plate, Drill-Tec 3 in. Ribbed Galvalume Plate (Flat) or Drill-Tec AccuTrac Flat Plate	1 per 1.45 ft ²	TPO-SA	-45.0
S-227.	Min. 22 ga., Type B, Grade 33 steel; 6 ft spans, #12 HWH Tek 5, 6" o.c. or structural concrete	(Optional) One or more layers, any combination	Min. 2-inch EnergyGuard Ultra Polyiso Insulation, EnergyGuard Polyiso-HD Composite Insulation, Ultra HD Composite Insulation or EnergyGuard RA	Note 2	1 per 1.3 ft ²	TPO-SA	-52.5
S-228.	Min. 22 ga., Type B, Grade 33 steel; 6 ft spans, #12 HWH Tek 5, 6" o.c. or structural concrete	(Optional) One or more layers, any combination	Min. 2-inch EnergyGuard Ultra Polyiso Insulation, EnergyGuard Polyiso-HD Composite Insulation, Ultra HD Composite Insulation or EnergyGuard RA	Note 2 (#14 only)	1 per 2.0 ft ²	TPO-SA	-52.5

TABLE 2E: STEEL OR STRUCTURAL CONCRETE DECKS - NEW CONSTRUCTION, REROOF (TEAR-OFF) OR RECOVER
SYSTEM TYPE C-1: MECHANICALLY ATTACHED INSULATION, BONDED ROOF COVER

System No.	Deck‡ (Note 1)	Base Insulation Layer (Note 13)	Top Insulation Layer			Roof Cover (Note 15)	MDP (psf)
			Type	Fasten (Note 11)	Attach		
S-229.	Min. 22 ga., Type B, Grade 33 steel; 6 ft span, #12 HWH Tek's 5, 6" o.c. or min. 2,500 psi structural concrete	(Optional) One or more layers, any combination	Min. 2-inch EnergyGuard Polyiso Insulation, EnergyGuard Ultra Polyiso Insulation, EnergyGuard Polyiso-HD Composite Insulation or Ultra HD Composite Insulation	Note 2	1 per 1.45 ft²	TPO-SA	-52.5
S-230.	Min. 20 ga., Type B, Grade 33 steel; 7' spans, 5/8" puddle weld 6" o.c. or structural concrete	One or more layers, any combination, min. 1-inch	Min. 0.25-inch SECUROCK Gypsum-Fiber Roof Board	Drill-Tec #12 Fastener (steel only), Drill-Tec #12 DP Fastener (steel only), Drill-Tec #14 Fastener or Drill-Tec #14 HD Fastener with Drill-Tec 3 in Ribbed Galvalume Plate (Flat) or Drill-Tec 3" Flat Steel Plate	1 per 1.3 ft²	TPO-SA	-60.0
S-231.	Min. 20 ga., Type B, Grade 33 steel; 7' spans, 5/8" puddle weld 6" o.c. or structural concrete	One or more layers, any combination, min. 1-inch	Min. 0.375-inch SECUROCK Gypsum-Fiber Roof Board	Drill-Tec #12 Fastener (steel only), Drill-Tec #12 DP Fastener (steel only), Drill-Tec #14 Fastener or Drill-Tec #14 HD Fastener with Drill-Tec 3 in Ribbed Galvalume Plate (Flat) or Drill-Tec 3" Flat Steel Plate	1 per 1.45 ft²	TPO-SA	-75.0
EVERGUARD TPO / EVERGUARD TPO 1121 BONDING ADHESIVE OR EVERGUARD TPO 3-SQUARE LOW VOC BONDING ADHESIVE:							
S-232.	Min. 22 ga., Type B, Grade 33 steel or structural concrete	(Optional) One or more layers, any combination	Min. 0.25-inch DensDeck Prime	Note 2 (Drill-Tec 3" Standard Steel Plate only)	1 per 2.7 ft²	TPO-1121 or TPO-3SQ	-45.0*
S-233.	Min. 22 ga., Type B, Grade 33 steel or structural concrete	(Optional) One or more layers, any combination	Min. 0.25-inch DensDeck Prime	Note 2 (Drill-Tec 3" Steel Plate or Drill-Tec 3" Flat Steel Plate only)	1 per 2.13 ft²	TPO-1121 or TPO-3SQ	-45.0*
S-234.	Min. 22 ga., Type B, Grade 33 steel or structural concrete	(Optional) One or more layers, any combination	Min. 0.25-inch DensDeck Prime	Note 2	1 per 2.0 ft²	TPO-1121 or TPO-3SQ	-45.0*
S-235.	Min. 22 ga., Type B, Grade 33 steel or structural concrete	(Optional) One or more layers, any combination	Min. 0.5-inch DensDeck or DensDeck Prime	Note 2	1 per 3.2 ft²	TPO-1121 or TPO-3SQ	-45.0*
S-236.	Min. 22 ga., Type B, Grade 33 steel or structural concrete	(Optional) One or more layers, any combination	Min. 0.625-inch DensDeck or DensDeck Prime	Note 2	1 per 4.0 ft²	TPO-1121 or TPO-3SQ	-45.0*
S-237.	Min. 22 ga., Type B, Grade 33 steel or structural concrete	(Optional) One or more layers, any combination	Min. 0.25-inch SECUROCK Gypsum-Fiber Roof Board	Note 2	1 per 2.0 ft²	TPO-1121 or TPO-3SQ	-45.0*
S-238.	Min. 22 ga., Type B, Grade 33 steel or structural concrete	(Optional) One or more layers, any combination	Min. 0.625-inch SECUROCK Gypsum-Fiber Roof Board	Note 2	1 per 4.0 ft²	TPO-1121 or TPO-3SQ	-45.0*
S-239.	Min. 22 ga., Type B, Grade 33 steel or structural concrete	(Optional) One or more layers, any combination	Min. 19/32-inch plywood	Note 2	1 per 4.0 ft²	TPO-1121 or TPO-3SQ	-45.0*
S-240.	Min. 22 ga., Type B, Grade 33 steel or structural concrete	(Optional) One or more layers, any combination	Min. 19/32-inch plywood	Note 2	1 per 2.0 ft²	TPO-1121 or TPO-3SQ	-45.0*
S-241.	Min. 22 ga., Type B, Grade 33 steel or structural concrete	One or more layers, any combination, min. 1.5-inch	Min. 0.5-inch EnergyGuard RH HD Polyiso Insulation, EnergyGuard HD Polyiso Cover Board or EnergyGuard HD Plus Polyiso Cover Board or min. 1.5-inch EnergyGuard Polyiso-HD Composite Insulation or Ultra HD Composite Insulation	Note 2	1 per 2.0 ft²	TPO-1121 or TPO-3SQ	-45.0*

**TABLE 2E: STEEL OR STRUCTURAL CONCRETE DECKS - NEW CONSTRUCTION, REROOF (TEAR-OFF) OR RECOVER
SYSTEM TYPE C-1: MECHANICALLY ATTACHED INSULATION, BONDED ROOF COVER**

System No.	Deck† (Note 1)	Base Insulation Layer (Note 13)	Top Insulation Layer			Roof Cover (Note 15)	MDP (psf)
			Type	Fasten (Note 11)	Attach		
S-242.	Min. 22 ga., Type B, Grade 33 steel or structural concrete	(Optional) One or more layers, any combination	Min. 1.5-inch EnergyGuard Polyiso Insulation, EnergyGuard Ultra Polyiso Insulation, EnergyGuard Polyiso-HD Composite Insulation, Ultra HD Composite Insulation, EnergyGuard RA, EnergyGuard RH or EnergyGuard RN	Note 2	1 per 2.0 ft ²	TPO-1121 or TPO-3SQ	-45.0*
S-243.	Min. 22 ga., Type B, Grade 33 steel, 5/8" puddle welds, 6" o.c. or structural concrete	(Optional) One or more layers, any combination	Min. 2.5-inch EnergyGuard Polyiso Insulation, EnergyGuard Ultra Polyiso Insulation, EnergyGuard Polyiso-HD Composite Insulation or Ultra HD Composite Insulation	Note 2 	1 per 2.3 ft ² (14 parts per 4x8 ft board)	TPO-1121 or TPO-3SQ	-45.0
S-244.	Min. 22 ga., Type B, Grade 33 steel or structural concrete	(Optional) One or more layers, any combination	Min. 2-inch EnergyGuard Polyiso Insulation, EnergyGuard Ultra Polyiso Insulation, EnergyGuard Polyiso-HD Composite Insulation or Ultra HD Composite Insulation	Note 2 8 parts per min. 4 x 8 ft board with parts installed 24-inch o.c. in two parallel rows, 12 inches from the 8 ft edges of the board	1 per 4.0 ft ²	TPO-1121 or TPO-3SQ	-45.0*
S-245.	Min. 22 ga., Type B, Grade 33 steel or structural concrete	(Optional) One or more layers, any combination	Min. 2-inch EnergyGuard Ultra Polyiso Insulation, EnergyGuard Polyiso-HD Composite Insulation, Ultra HD Composite Insulation, EnergyGuard RA, EnergyGuard RH or EnergyGuard RN	Note 2	1 per 4.0 ft ²	TPO-1121 or TPO-3SQ	-45.0*
S-246.	Min. 22 ga., Type B, Grade 33 steel; 6 ft spans, #12 HWH Tek 5, 6" o.c. or structural concrete	One or more layers, any combination, min. 1-inch	Min. 0.25-inch DensDeck Prime SECUROCK Gypsum-Fiber Roof Board	Note 2	1 per 1.8 ft ²	TPO-1121 or TPO-3SQ	-52.5
S-247.	Min. 22 ga., Type B, Grade 33 steel; 6 ft spans, 5/8" puddle weld 6" o.c.	(Optional) One or more layers, any combination	Min. 2-inch EnergyGuard Polyiso Insulation	Note 2	1 per 1.8 ft ²	TPO-1121 or TPO-3SQ	-60.0

**TABLE 2E: STEEL OR STRUCTURAL CONCRETE DECKS - NEW CONSTRUCTION, REROOF (TEAR-OFF) OR RECOVER
SYSTEM TYPE C-1: MECHANICALLY ATTACHED INSULATION, BONDED ROOF COVER**

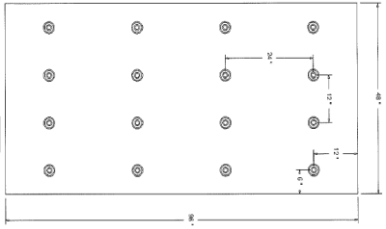
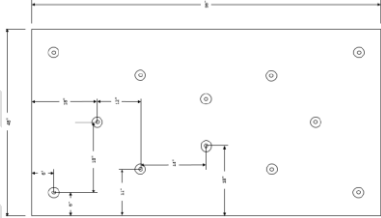
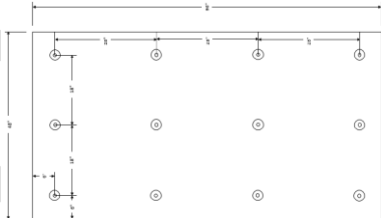
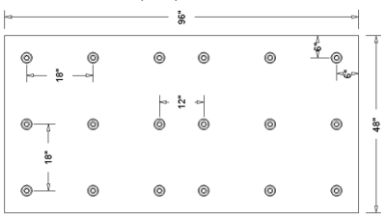
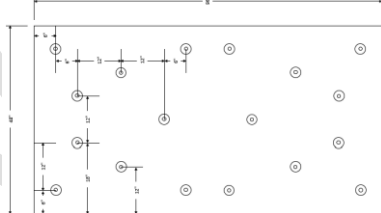
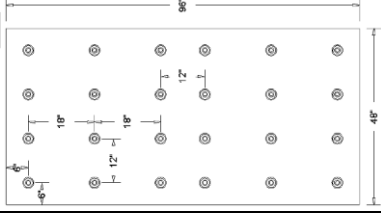
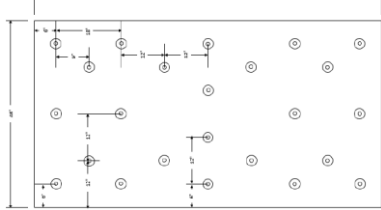
System No.	Deck† (Note 1)	Base Insulation Layer (Note 13)	Top Insulation Layer			Roof Cover (Note 15)	MDP (psf)
			Type	Fasten (Note 11)	Attach		
S-248.	Min. 22 ga., Type B, Grade 33 steel; 6 ft spans, #12 HWH Tekes 5, 6" o.c. or structural concrete	(Optional) One or more layers, any combination	Min. 2.5-inch EnergyGuard Polyiso Insulation	Note 2 	1 per 2.0 ft ²	TPO-1121 or TPO-35Q	-60.0
S-249.	Min. 22 ga., Type B, Grade 33 steel; 6 ft spans, 5/8" puddle weld 6" o.c.	(Optional) One or more layers, any combination	Min. 2-inch EnergyGuard RH	Note 2	1 per 1.8 ft ²	TPO-1121 or TPO-35Q	-67.5
S-250.	Min. 20 ga., Type B, Grade 33 steel; 7' spans, 5/8" puddle weld 6" o.c. or structural concrete	(Optional) One or more layers, any combination	Min. 2-inch EnergyGuard Polyiso Insulation or EnergyGuard RH	Drill-Tec #12 (steel only) or Drill-Tec #14 Fastener with Drill-Tec 3 in Ribbed Galvalume Plate	1 per 1.6 ft ²	TPO-1121 or TPO-35Q	-67.5
S-251.	Min. 22 ga., Type B, Grade 33 steel; 6 ft spans, #12 HWH Tekes 5, 6" o.c. or structural concrete	One or more layers, any combination, min. 1-inch	Min. 0.375-inch SECUROCK Gypsum-Fiber Roof Board	Note 2	1 per 1.3 ft ²	TPO-1121 or TPO-35Q	-67.5
S-252.	Min. 22 ga., Type B, Grade 33 steel; 6 ft spans, #12 HWH Tekes 5, 6" o.c. or structural concrete	One or more layers, any combination, min. 1.5-inch	Min. 0.5-inch Structodek High Density Roof Fiberboard	Note 2	1 per 1.0 ft ²	TPO-1121 or TPO-35Q	-67.5
S-253.	Min. 22 ga., Type B, Grade 33 steel; 6' spans, #12 HWH Tekes 5, 6" o.c.	(Optional) One or more layers, min. 1.5-inch top insulation	Min. 1.5-inch EnergyGuard Ultra Polyiso Insulation, EnergyGuard Polyiso-HD Composite Insulation, Ultra HD Composite Insulation or EnergyGuard RA	Drill-Tec #12 Fastener, Drill-Tec #12 DP Fastener, Drill-Tec #12 DPH Fastener, Drill-Tec #14 Fastener, Drill-Tec #14 HD Fastener, Drill-Tec XHD Fastener or Drill-Tec #15 EHD Fastener with Drill-Tec 3" Steel Plate, Drill-Tec 3 in. Ribbed Galvalume Plate (Flat), Drill-Tec 3" Standard Steel Plate, Drill-Tec AccuTrac Flat Plate, Drill-Tec AccuTrac Recessed Plate, Drill-Tec 3" Flat Steel Plate or Drill-Tec 3" Recessed Steel Plate	1 per 1.45 ft ²	TPO-1121	-82.5

TABLE 2E: STEEL OR STRUCTURAL CONCRETE DECKS - NEW CONSTRUCTION, REROOF (TEAR-OFF) OR RECOVER
SYSTEM TYPE C-1: MECHANICALLY ATTACHED INSULATION, BONDED ROOF COVER

System No.	Deck† (Note 1)	Base Insulation Layer (Note 13)	Top Insulation Layer			Roof Cover (Note 15)	MDP (psf)
			Type	Fasten (Note 11)	Attach		
S-254.	Min. 22 ga., Type B, min. 55 ksi steel; 6 ft span, #12 HWH Tek 5, 6" o.c.	One or more layers, any combination, min. 1-inch	Min. 0.625-inch DensDeck StormX Prime	Drill-Tec XHD Fastener with Drill-Tec 3 in. Ribbed Galvalume Plate (Flat) 	1 per 2.7 ft ²	TPO-1121	-82.5
S-255.	Min. 22 ga., Type B, min. 55 ksi steel; 6 ft span, #12 HWH Tek 5, 6" o.c.	One or more layers, any combination, min. 1-inch	Min. 0.625-inch DensDeck StormX Prime	Drill-Tec XHD Fastener with Drill-Tec 3 in. Ribbed Galvalume Plate (Flat) 	1 per 2.7 ft ²	TPO-1121	-82.5
S-256.	Min. 22 ga., Type B, Grade 33 steel; 6 ft spans, two (2) #12 HWH Tek 5, 6" o.c. or structural concrete	One or more layers, any combination, min. 1.5-inch	Min. 0.5-inch SECUROCK Gypsum-Fiber Roof Board	Note 2	1 per 1.0 ft ²	TPO-1121 or TPO-35Q	-97.5
S-257.	Min. 22 ga., Type B, min. 55 ksi steel; 6 ft span, #12 HWH Tek 5, 6" o.c.	One or more layers, any combination, min. 1-inch	Min. 0.625-inch DensDeck StormX Prime	Drill-Tec XHD Fastener with Drill-Tec 3 in. Ribbed Galvalume Plate (Flat) 	1 per 1.8 ft ²	TPO-1121	-97.5

**TABLE 2E: STEEL OR STRUCTURAL CONCRETE DECKS - NEW CONSTRUCTION, REROOF (TEAR-OFF) OR RECOVER
SYSTEM TYPE C-1: MECHANICALLY ATTACHED INSULATION, BONDED ROOF COVER**

System No.	Deck† (Note 1)	Base Insulation Layer (Note 13)	Top Insulation Layer			Roof Cover (Note 15)	MDP (psf)
			Type	Fasten (Note 11)	Attach		
S-258.	Min. 22 ga., Type B, Grade 80 steel; 6 ft spans, two (2) #12 HWH Tekes 5, 6" o.c. or structural concrete	One or more layers, any combination, min. 1.5-inch	Min. 0.5-inch DensDeck Prime	Drill-Tec #12 Fastener (steel only), Drill-Tec #12 DP Fastener (steel only), Drill-Tec #14 Fastener, Drill-Tec #14 HD Fastener, Drill-Tec XHD Fastener (steel only) or Drill-Tec #15 EHD Fastener (steel only) with Drill-Tec 3 in. Ribbed Galvalume Plate (Flat) or Drill-Tec 3" Flat Steel Plate	1 per 1.0 ft ²	TPO-1121	-127.5
S-259.	Min. 22 ga., Type B, min. 55 ksi steel; 6 ft span, #12 HWH Tekes 5, 6" o.c.	One or more layers, any combination, min. 1-inch	Min. 0.625-inch DensDeck StormX Prime	Drill-Tec XHD Fastener with Drill-Tec 3 in. Ribbed Galvalume Plate (Flat) 	1 per 1.8 ft ²	TPO-1121	-127.5
S-260.	Min. 22 ga., Type B, min. 55 ksi steel; 6 ft span, #12 HWH Tekes 5, 6" o.c.	One or more layers, any combination, min. 1-inch	Min. 0.625-inch DensDeck StormX Prime	Drill-Tec XHD Fastener with Drill-Tec 3 in. Ribbed Galvalume Plate (Flat) 	1 per 1.3 ft ²	TPO-1121	-135.0
S-261.	Min. 22 ga., Type B, min. 55 ksi steel; 6 ft span, #12 HWH Tekes 5, 6" o.c.	One or more layers, any combination, min. 1-inch	Min. 0.625-inch DensDeck StormX Prime	Drill-Tec XHD Fastener with Drill-Tec 3 in. Ribbed Galvalume Plate (Flat) 	1 per 1.3 ft ²	TPO-1121	-142.5

EVERGUARD TPO / EVERGUARD WB181 BONDING ADHESIVE:

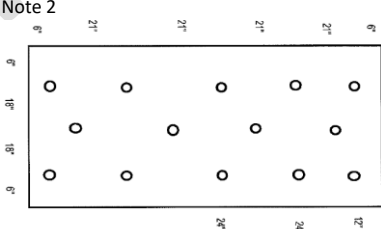
**TABLE 2E: STEEL OR STRUCTURAL CONCRETE DECKS - NEW CONSTRUCTION, REROOF (TEAR-OFF) OR RECOVER
SYSTEM TYPE C-1: MECHANICALLY ATTACHED INSULATION, BONDED ROOF COVER**

System No.	Deck‡ (Note 1)	Base Insulation Layer (Note 13)	Top Insulation Layer			Roof Cover (Note 15)	MDP (psf)
			Type	Fasten (Note 11)	Attach		
S-262.	Min. 22 ga., Type B, Grade 33 steel or structural concrete	(Optional) One or more layers, any combination	Min. 0.25-inch DensDeck Prime	Note 2	1 per 2.0 ft ²	TPO-WB	-45.0*
S-263.	Min. 22 ga., Type B, Grade 33 steel or structural concrete	(Optional) One or more layers, any combination	Min. 0.5-inch DensDeck Prime	Note 2	1 per 3.2 ft ²	TPO-WB	-45.0*
S-264.	Min. 22 ga., Type B, Grade 33 steel or structural concrete	(Optional) One or more layers, any combination	Min. 0.5-inch DensDeck Prime	Drill-Tec #12 Fastener (steel only), Drill-Tec #12 DP Fastener (steel only), Drill-Tec #14 Fastener or Drill-Tec #14 HD Fastener with Drill-Tec 3 in. Ribbed Galvalume Plate (Flat) or Drill-Tec 3" Flat Steel Plate	1 per 4.0 ft ²	TPO-WB	-45.0*
S-265.	Min. 22 ga., Type B, Grade 33 steel or structural concrete	(Optional) One or more layers, any combination	Min. 0.625-inch DensDeck Prime	Note 2	1 per 4.0 ft ²	TPO-WB	-45.0*
S-266.	Min. 22 ga., Type B, Grade 33 steel or structural concrete	(Optional) One or more layers, any combination	Min. 0.25-inch SECUROCK Gypsum-Fiber Roof Board	Note 2	1 per 2.0 ft ²	TPO-WB	-45.0*
S-267.	Min. 22 ga., Type B, Grade 33 steel or structural concrete	One or more layers, any combination, min. 1.5-inch	Min. 0.5-inch EnergyGuard RH HD Polyiso Insulation, EnergyGuard HD Polyiso Cover Board or EnergyGuard HD Plus Polyiso Cover Board or min. 1.5-inch EnergyGuard Polyiso-HD Composite Insulation or Ultra HD Composite Insulation	Note 2	1 per 2.0 ft ²	TPO-WB	-45.0*
S-268.	Min. 22 ga., Type B, Grade 33 steel or structural concrete	(Optional) One or more layers, any combination	Min. 1.5-inch EnergyGuard Polyiso Insulation, EnergyGuard Ultra Polyiso Insulation, EnergyGuard Polyiso-HD Composite Insulation, Ultra HD Composite Insulation, EnergyGuard RA, EnergyGuard RH or EnergyGuard RN	Note 2	1 per 2.0 ft ²	TPO-WB	-45.0*
S-269.	Min. 22 ga., Type B, Grade 33 steel or structural concrete	(Optional) One or more layers, any combination	Min. 2-inch EnergyGuard Polyiso Insulation, EnergyGuard Ultra Polyiso Insulation, EnergyGuard Polyiso-HD Composite Insulation or Ultra HD Composite Insulation	Note 2 8 parts per min. 4 x 8 ft board with parts installed 24-inch o.c. in two parallel rows, 12 inches from the 8 ft edges of the board	1 per 4.0 ft ²	TPO-WB	-45.0*
S-270.	Min. 22 ga., Type B, Grade 33 steel or structural concrete	(Optional) One or more layers, any combination	Min. 2-inch EnergyGuard Ultra Polyiso Insulation, EnergyGuard Polyiso-HD Composite Insulation, Ultra HD Composite Insulation, EnergyGuard RA, EnergyGuard RH or EnergyGuard RN	Note 2	1 per 4.0 ft ²	TPO-WB	-45.0*
S-271.	Min. 22 ga., Type B, Grade 33 steel; 6 ft spans, #12 HWH Tek 5, 6" o.c. or structural concrete	One or more layers, any combination, min. 1.5-inch	Min. 0.25-inch DensDeck Prime	Note 2	1 per 1.45 ft ²	TPO-WB	-52.5
S-272.	Min. 22 ga., Type B, Grade 33 steel; 6 ft spans, #12 HWH Tek 5, 6" o.c. or structural concrete	One or more layers, any combination, min. 1-inch	Min. 0.25-inch SECUROCK Gypsum-Fiber Roof Board	Note 2	1 per 1.8 ft ²	TPO-WB	-52.5

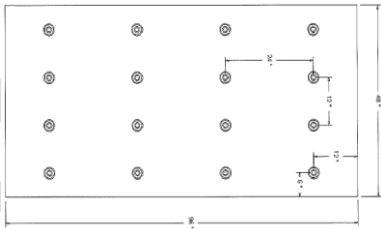
**TABLE 2E: STEEL OR STRUCTURAL CONCRETE DECKS - NEW CONSTRUCTION, REROOF (TEAR-OFF) OR RECOVER
SYSTEM TYPE C-1: MECHANICALLY ATTACHED INSULATION, BONDED ROOF COVER**

System No.	Deck‡ (Note 1)	Base Insulation Layer (Note 13)	Top Insulation Layer			Roof Cover (Note 15)	MDP (psf)
			Type	Fasten (Note 11)	Attach		
S-273.	Min. 22 ga., Type B, Grade 33 steel; 6 ft spans, #12 HWH Tekes 5, 6" o.c. or structural concrete	One or more layers, any combination, min. 1-inch	Min. 0.375-inch SECUROCK Gypsum-Fiber Roof Board	Note 2	1 per 1.3 ft ²	TPO-WB	-67.5
S-274.	Min. 22 ga., Type B, Grade 33 steel; 6 ft spans, #12 HWH Tekes 5, 6" o.c. or structural concrete	One or more layers, any combination, min. 1.5-inch	Min. 0.5-inch Structodek High Density Fiberboard Roof Insulation	Note 2	1 per 1.0 ft ²	TPO-WB	-67.5
S-275.	Min. 22 ga., Type B, Grade 33 steel; 6 ft spans, #12 HWH Tekes 5, 6" o.c. or structural concrete	One or more layers, any combination, min. 1.5-inch	Min. 0.5-inch DensDeck Prime	Drill-Tec #12 (steel only), Drill-Tec #12 DP Fastener (steel only), Drill-Tec #14 Fastener, Drill-Tec #14 HD Fastener, Drill-Tec XHD Fastener (steel only) or Drill-Tec #15 EHD Fastener (steel only) with Drill-Tec 3 in. Ribbed Galvalume Plate (Flat) or Drill-Tec 3" Flat Steel Plate	1 per 1.6 ft ²	TPO-WB	-75.0
S-276.	Min. 22 ga., Type B, Grade 33 steel; 6' spans, #12 HWH Tekes 5, 6" o.c.	(Optional) One or more layers, min. 1.5-inch top insulation	Min. 1.5-inch EnergyGuard Ultra Polyiso Insulation, EnergyGuard Polyiso-HD Composite Insulation, Ultra HD Composite Insulation or EnergyGuard RA	Drill-Tec #12 Fastener, Drill-Tec #12 DP Fastener, Drill-Tec #12 DPH Fastener, Drill-Tec #14 Fastener, Drill-Tec #14 HD Fastener, Drill-Tec XHD Fastener or Drill-Tec #15 EHD Fastener with Drill-Tec 3" Steel Plate, Drill-Tec 3 in. Ribbed Galvalume Plate (Flat), Drill-Tec 3" Standard Steel Plate, Drill-Tec AccuTrac Flat Plate, Drill-Tec AccuTrac Recessed Plate, Drill-Tec 3" Flat Steel Plate or Drill-Tec 3" Recessed Steel Plate	1 per 1.45 ft ²	TPO-WB	-82.5
S-277.	Min. 22 ga., Type B, Grade 33 steel; 6 ft spans, #12 HWH Tekes 5, 6" o.c. or structural concrete	One or more layers, any combination, min. 1.5-inch	Min. 0.5-inch DensDeck Prime	Drill-Tec #12 (steel only), Drill-Tec #12 DP Fastener (steel only), Drill-Tec #14 Fastener, Drill-Tec #14 HD Fastener, Drill-Tec XHD Fastener (steel only) or Drill-Tec #15 EHD Fastener (steel only) with Drill-Tec 3 in. Ribbed Galvalume Plate (Flat) or Drill-Tec 3" Flat Steel Plate	1 per 1.0 ft ²	TPO-WB	-82.5
S-278.	Min. 22 ga., Type B, Grade 80 steel; 6 ft spans, two (2) #12 HWH Tekes 5, 6" o.c. or structural concrete	One or more layers, any combination, min. 1.5-inch	Min. 0.5-inch DensDeck Prime	Drill-Tec #12 (steel only), Drill-Tec #12 DP Fastener (steel only), Drill-Tec #14 Fastener, Drill-Tec #14 HD Fastener, Drill-Tec XHD Fastener (steel only) or Drill-Tec #15 EHD Fastener (steel only) with Drill-Tec 3 in. Ribbed Galvalume Plate (Flat) or Drill-Tec 3" Flat Steel Plate	1 per 1.0 ft ²	TPO-WB	-127.5
EVERGUARD TPO / EVERGUARD TPO 6-SQUARE LOW VOC BONDING ADHESIVE OR EVERGUARD TPO 3-SQUARE LOW VOC BONDING ADHESIVE:							
S-279.	Min. 22 ga., Type B, Grade 33 steel or structural concrete	(Optional) One or more layers, any combination	Min. 0.25-inch DensDeck Prime	Note 2 (Drill-Tec 3" Standard Steel Plate only)	1 per 2.7 ft ²	TPO-3SQ or TPO-6SQ	-45.0*
S-280.	Min. 22 ga., Type B, Grade 33 steel or structural concrete	(Optional) One or more layers, any combination	Min. 0.25-inch DensDeck Prime	Note 2 (Drill-Tec 3" Steel Plate or Drill-Tec 3" Flat Steel Plate only)	1 per 2.13 ft ²	TPO-3SQ or TPO-6SQ	-45.0*
S-281.	Min. 22 ga., Type B, Grade 33 steel or structural concrete	(Optional) One or more layers, any combination	Min. 0.25-inch DensDeck Prime	Note 2	1 per 2.0 ft ²	TPO-3SQ or TPO-6SQ	-45.0*
S-282.	Min. 22 ga., Type B, Grade 33 steel or structural concrete	(Optional) One or more layers, any combination	Min. 0.5-inch DensDeck Prime	Note 2	1 per 3.2 ft ²	TPO-3SQ or TPO-6SQ	-45.0*

TABLE 2E: STEEL OR STRUCTURAL CONCRETE DECKS - NEW CONSTRUCTION, REROOF (TEAR-OFF) OR RECOVER
SYSTEM TYPE C-1: MECHANICALLY ATTACHED INSULATION, BONDED ROOF COVER

System No.	Deck‡ (Note 1)	Base Insulation Layer (Note 13)	Top Insulation Layer			Roof Cover (Note 15)	MDP (psf)
			Type	Fasten (Note 11)	Attach		
S-283.	Min. 22 ga., Type B, Grade 33 steel or structural concrete	(Optional) One or more layers, any combination	Min. 0.625-inch DensDeck Prime	Note 2	1 per 4.0 ft ²	TPO-3SQ or TPO-6SQ	-45.0*
S-284.	Min. 22 ga., Type B, Grade 33 steel or structural concrete	(Optional) One or more layers, any combination	Min. 0.25-inch SECUROCK Gypsum-Fiber Roof Board	Note 2	1 per 2.0 ft ²	TPO-3SQ or TPO-6SQ	-45.0*
S-285.	Min. 22 ga., Type B, Grade 33 steel or structural concrete	(Optional) One or more layers, any combination	Min. 0.625-inch SECUROCK Gypsum-Fiber Roof Board	Note 2	1 per 4.0 ft ²	TPO-3SQ or TPO-6SQ	-45.0*
S-286.	Min. 22 ga., Type B, Grade 33 steel or structural concrete	(Optional) One or more layers, any combination	Min. 0.25-inch DensDeck Prime	Note 2	1 per 1.45 ft ²	TPO-3SQ or TPO-6SQ	-45.0
S-287.	Min. 22 ga., Type B, Grade 33 steel or structural concrete	One or more layers, any combination, min. 1.5-inch	Min. 0.5-inch EnergyGuard RH HD Polyiso Insulation, EnergyGuard HD Polyiso Cover Board or EnergyGuard HD Plus Polyiso Cover Board or min. 1.5-inch EnergyGuard Polyiso-HD Composite Insulation or Ultra HD Composite Insulation	Note 2	1 per 2.0 ft ²	TPO-3SQ or TPO-6SQ	-45.0*
S-288.	Min. 22 ga., Type B, Grade 33 steel or structural concrete	(Optional) One or more layers, any combination	Min. 1.5-inch EnergyGuard Polyiso Insulation, EnergyGuard Ultra Polyiso Insulation, EnergyGuard Polyiso-HD Composite Insulation, Ultra HD Composite Insulation, EnergyGuard RA, EnergyGuard RH or EnergyGuard RN	Note 2	1 per 2.0 ft ²	TPO-3SQ or TPO-6SQ	-45.0*
S-289.	Min. 22 ga., Type B, Grade 33 steel, 5/8" puddle welds, 6" o.c. or structural concrete	(Optional) One or more layers, any combination	Min. 2.5-inch EnergyGuard Polyiso Insulation, EnergyGuard Ultra Polyiso Insulation, EnergyGuard Polyiso-HD Composite Insulation or Ultra HD Composite Insulation	Note 2 	1 per 2.3 ft ² (14 parts per 4x8 ft board)	TPO-3SQ or TPO-6SQ	-45.0
S-290.	Min. 22 ga., Type B, Grade 33 steel or structural concrete	(Optional) One or more layers, any combination	Min. 2-inch EnergyGuard Polyiso Insulation, EnergyGuard Ultra Polyiso Insulation, EnergyGuard Polyiso-HD Composite Insulation or Ultra HD Composite Insulation	Note 2 8 parts per min. 4 x 8 ft board with parts installed 24-inch o.c. in two parallel rows, 12 inches from the 8 ft edges of the board	1 per 4.0 ft ²	TPO-3SQ or TPO-6SQ	-45.0*
S-291.	Min. 22 ga., Type B, Grade 33 steel or structural concrete	(Optional) One or more layers, any combination	Min. 2-inch EnergyGuard Ultra Polyiso Insulation, EnergyGuard Polyiso-HD Composite Insulation, Ultra HD Composite Insulation, EnergyGuard RA, EnergyGuard RH or EnergyGuard RN	Note 2	1 per 4.0 ft ²	TPO-3SQ or TPO-6SQ	-45.0*

**TABLE 2E: STEEL OR STRUCTURAL CONCRETE DECKS - NEW CONSTRUCTION, REROOF (TEAR-OFF) OR RECOVER
SYSTEM TYPE C-1: MECHANICALLY ATTACHED INSULATION, BONDED ROOF COVER**

System No.	Deck† (Note 1)	Base Insulation Layer (Note 13)	Top Insulation Layer			Roof Cover (Note 15)	MDP (psf)
			Type	Fasten (Note 11)	Attach		
S-292.	Min. 22 ga., Type B, Grade 33 steel; 6 ft spans, #12 HWH Tekes 5, 6" o.c. or structural concrete	One or more layers, any combination, min. 1-inch	Min. 0.25-inch SECUROCK Gypsum-Fiber Roof Board	Note 2	1 per 1.8 ft ²	TPO-3SQ or TPO-6SQ	-52.5
S-293.	Min. 22 ga., Type B, Grade 33 steel; 6 ft spans, 5/8" puddle weld 6" o.c.	(Optional) One or more layers, any combination	Min. 2-inch EnergyGuard Polyiso Insulation	Note 2	1 per 1.8 ft ²	TPO-3SQ or TPO-6SQ	-60.0
S-294.	Min. 22 ga., Type B, Grade 33 steel; 6 ft spans, #12 HWH Tekes 5, 6" o.c. or structural concrete	(Optional) One or more layers, any combination	Min. 2.5-inch EnergyGuard Polyiso Insulation	Note 2 	1 per 2.0 ft ²	TPO-3SQ or TPO-6SQ	-60.0
S-295.	Min. 22 ga., Type B, Grade 33 steel; 6 ft spans, 5/8" puddle weld 6" o.c.	(Optional) One or more layers, any combination	Min. 2-inch EnergyGuard RH	Note 2	1 per 1.8 ft ²	TPO-3SQ or TPO-6SQ	-67.5
S-296.	Min. 20 ga., Type B, Grade 33 steel; 7' spans, 5/8" puddle weld 6" o.c. or structural concrete	(Optional) One or more layers, any combination	Min. 2-inch EnergyGuard Polyiso Insulation, EnergyGuard Ultra Polyiso Insulation, EnergyGuard Polyiso-HD Composite Insulation or Ultra HD Composite Insulation	Drill-Tec #12 (steel only) or Drill-Tec #14 Fastener with Drill-Tec 3 in Ribbed Galvalume Plate	1 per 1.6 ft ²	TPO-3SQ or TPO-6SQ	-67.5
S-297.	Min. 22 ga., Type B, Grade 33 steel; 6 ft spans, #12 HWH Tekes 5, 6" o.c. or structural concrete	One or more layers, any combination, min. 1-inch	Min. 0.375-inch SECUROCK Gypsum-Fiber Roof Board	Note 2	1 per 1.3 ft ²	TPO-3SQ or TPO-6SQ	-67.5
S-298.	Min. 22 ga., Type B, Grade 33 steel; 6 ft spans, #12 HWH Tekes 5, 6" o.c. or structural concrete	One or more layers, any combination, min. 1.5-inch	Min. 0.5-inch Structodek High Density Roof Fiberboard	Note 2	1 per 1.0 ft ²	TPO-3SQ or TPO-6SQ	-67.5
S-299.	Min. 22 ga., Type B, Grade 33 steel; 6 ft spans, #12 HWH Tekes 5, 6" o.c. or structural concrete	One or more layers, any combination, min. 1.5-inch	Min. 0.5-inch DensDeck Prime	Drill-Tec #12 (steel only), Drill-Tec #12 DP Fastener (steel only), Drill-Tec #14 Fastener, Drill-Tec #14 HD Fastener, Drill-Tec XHD Fastener (steel only) or Drill-Tec #15 EHD Fastener (steel only) with Drill-Tec 3 in. Ribbed Galvalume Plate (Flat) or Drill-Tec 3" Flat Steel Plate	1 per 1.6 ft ²	TPO-3SQ	-75.0

**TABLE 2E: STEEL OR STRUCTURAL CONCRETE DECKS - NEW CONSTRUCTION, REROOF (TEAR-OFF) OR RECOVER
SYSTEM TYPE C-1: MECHANICALLY ATTACHED INSULATION, BONDED ROOF COVER**

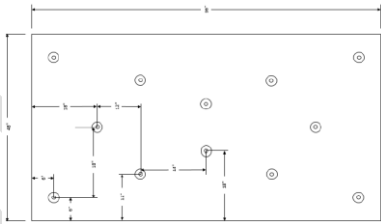
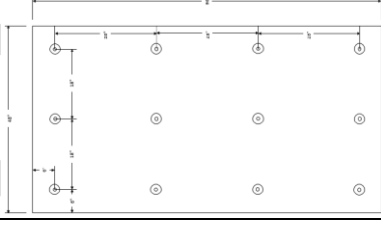
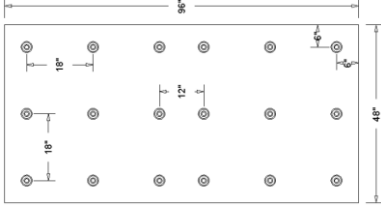
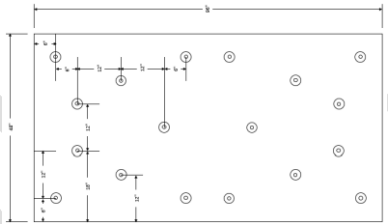
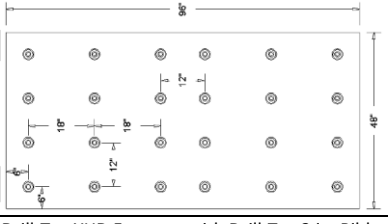
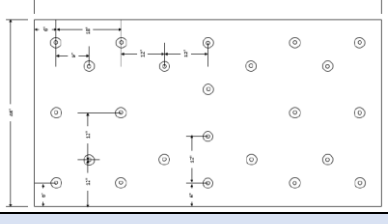
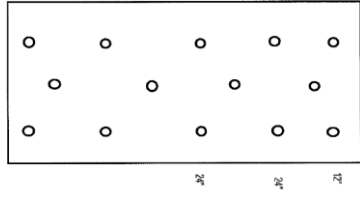
System No.	Deck‡ (Note 1)	Base Insulation Layer (Note 13)	Top Insulation Layer			Roof Cover (Note 15)	MDP (psf)
			Type	Fasten (Note 11)	Attach		
S-300.	Min. 22 ga., Type B, min. 55 ksi steel; 6 ft span, #12 HWH Tekes 5, 6" o.c.	One or more layers, any combination, min. 1-inch	Min. 0.625-inch DensDeck StormX Prime	Drill-Tec XHD Fastener with Drill-Tec 3 in. Ribbed Galvalume Plate (Flat) 	1 per 2.7 ft ²	TPO-6SQ	-82.5
S-301.	Min. 22 ga., Type B, min. 55 ksi steel; 6 ft span, #12 HWH Tekes 5, 6" o.c.	One or more layers, any combination, min. 1-inch	Min. 0.625-inch DensDeck StormX Prime	Drill-Tec XHD Fastener with Drill-Tec 3 in. Ribbed Galvalume Plate (Flat) 	1 per 2.7 ft ²	TPO-6SQ	-82.5
S-302.	Min. 22 ga., Type B, min. 55 ksi steel; 6 ft span, #12 HWH Tekes 5, 6" o.c.	One or more layers, any combination, min. 1-inch	Min. 0.625-inch DensDeck StormX Prime	Drill-Tec XHD Fastener with Drill-Tec 3 in. Ribbed Galvalume Plate (Flat) 	1 per 1.8 ft ²	TPO-6SQ	-97.5
S-303.	Min. 22 ga., Type B, Grade 80 steel; 6 ft spans, two (2) #12 HWH Tekes 5, 6" o.c. or structural concrete	One or more layers, any combination, min. 1.5-inch	Min. 0.5-inch DensDeck Prime	Drill-Tec #12 (steel only), Drill-Tec #12 DP Fastener (steel only), Drill-Tec #14 Fastener, Drill-Tec #14 HD Fastener, Drill-Tec XHD Fastener (steel only) or Drill-Tec #15 EHD Fastener (steel only) with Drill-Tec 3 in. Ribbed Galvalume Plate (Flat) or Drill-Tec 3" Flat Steel Plate	1 per 1.0 ft ²	TPO-3SQ	-127.5

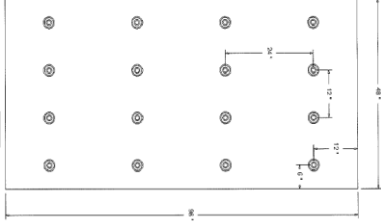
TABLE 2E: STEEL OR STRUCTURAL CONCRETE DECKS - NEW CONSTRUCTION, REROOF (TEAR-OFF) OR RECOVER
SYSTEM TYPE C-1: MECHANICALLY ATTACHED INSULATION, BONDED ROOF COVER

System No.	Deck† (Note 1)	Base Insulation Layer (Note 13)	Top Insulation Layer			Roof Cover (Note 15)	MDP (psf)
			Type	Fasten (Note 11)	Attach		
S-304.	Min. 22 ga., Type B, min. 55 ksi steel; 6 ft span, #12 HWH Tek's 5, 6" o.c.	One or more layers, any combination, min. 1-inch	Min. 0.625-inch DensDeck StormX Prime	Drill-Tec XHD Fastener with Drill-Tec 3 in. Ribbed Galvalume Plate (Flat) 	1 per 1.8 ft ²	TPO-6SQ	-127.5
S-305.	Min. 22 ga., Type B, min. 55 ksi steel; 6 ft span, #12 HWH Tek's 5, 6" o.c.	One or more layers, any combination, min. 1-inch	Min. 0.625-inch DensDeck StormX Prime	Drill-Tec XHD Fastener with Drill-Tec 3 in. Ribbed Galvalume Plate (Flat) 	1 per 1.3 ft ²	TPO-6SQ	-135.0
S-306.	Min. 22 ga., Type B, min. 55 ksi steel; 6 ft span, #12 HWH Tek's 5, 6" o.c.	One or more layers, any combination, min. 1-inch	Min. 0.625-inch DensDeck StormX Prime	Drill-Tec XHD Fastener with Drill-Tec 3 in. Ribbed Galvalume Plate (Flat) 	1 per 1.3 ft ²	TPO-6SQ	-142.5
EVERGUARD TPO / EVERGUARD TPO QUICK SPRAY ADHESIVE:							
S-307.	Min. 22 ga., Type B, Grade 33 steel or structural concrete	(Optional) One or more layers, any combination	Min. 0.25-inch DensDeck Prime	Note 2 (Drill-Tec 3" Standard Steel Plate only)	1 per 2.7 ft ²	TPO-QSA	-45.0*
S-308.	Min. 22 ga., Type B, Grade 33 steel or structural concrete	(Optional) One or more layers, any combination	Min. 0.25-inch DensDeck Prime	Note 2 (Drill-Tec 3" Steel Plate or Drill-Tec 3" Flat Steel Plate only)	1 per 2.13 ft ²	TPO-QSA	-45.0*
S-309.	Min. 22 ga., Type B, Grade 33 steel or structural concrete	(Optional) One or more layers, any combination	Min. 0.25-inch DensDeck Prime	Note 2	1 per 2.0 ft ²	TPO-QSA	-45.0*

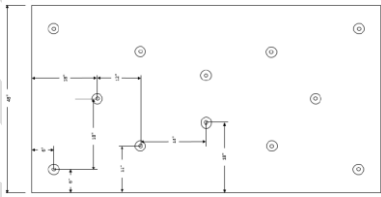
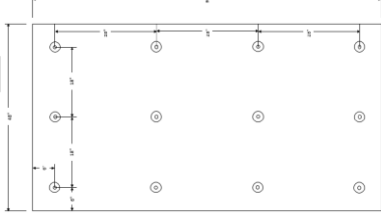
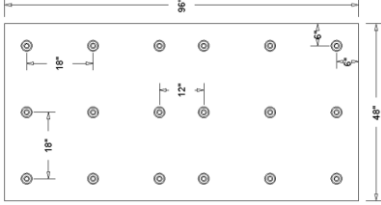
**TABLE 2E: STEEL OR STRUCTURAL CONCRETE DECKS - NEW CONSTRUCTION, REROOF (TEAR-OFF) OR RECOVER
SYSTEM TYPE C-1: MECHANICALLY ATTACHED INSULATION, BONDED ROOF COVER**

System No.	Deck‡ (Note 1)	Base Insulation Layer (Note 13)	Top Insulation Layer			Roof Cover (Note 15)	MDP (psf)
			Type	Fasten (Note 11)	Attach		
S-310.	Min. 22 ga., Type B, Grade 33 steel or structural concrete	(Optional) One or more layers, any combination	Min. 0.5-inch DensDeck Prime	Note 2	1 per 3.2 ft ²	TPO-QSA	-45.0*
S-311.	Min. 22 ga., Type B, Grade 33 steel or structural concrete	(Optional) One or more layers, any combination	Min. 0.625-inch DensDeck Prime	Note 2	1 per 4.0 ft ²	TPO-QSA	-45.0*
S-312.	Min. 22 ga., Type B, Grade 33 steel or structural concrete	One or more layers, any combination, min. 1.5-inch	Min. 0.5-inch EnergyGuard HD Polyiso Cover Board or EnergyGuard HD Plus Polyiso Cover Board or min. 1.5-inch EnergyGuard Polyiso-HD Composite Insulation or Ultra HD Composite Insulation	Note 2	1 per 2.0 ft ²	TPO-QSA	-45.0*
S-313.	Min. 22 ga., Type B, Grade 33 steel or structural concrete	(Optional) One or more layers, any combination	Min. 1.5-inch EnergyGuard Ultra Polyiso Insulation, EnergyGuard Polyiso-HD Composite Insulation, Ultra HD Composite Insulation or EnergyGuard RA	Note 2	1 per 2.0 ft ²	TPO-QSA	-45.0*
S-314.	Min. 22 ga., Type B, Grade 33 steel or structural concrete	(Optional) One or more layers, any combination	Min. 2-inch EnergyGuard Polyiso Insulation, EnergyGuard Ultra Polyiso Insulation, EnergyGuard Polyiso-HD Composite Insulation or Ultra HD Composite Insulation	Note 2 8 parts per min. 4 x 8 ft board with parts installed 24-inch o.c. in two parallel rows, 12 inches from the 8 ft edges of the board	1 per 4.0 ft ²	TPO-QSA	-45.0*
S-315.	Min. 22 ga., Type B, Grade 33 steel or structural concrete	(Optional) One or more layers, any combination	Min. 2-inch EnergyGuard Ultra Polyiso Insulation, EnergyGuard Polyiso-HD Composite Insulation, Ultra HD Composite Insulation or EnergyGuard RA	Note 2	1 per 4.0 ft ²	TPO-QSA	-45.0*
S-316.	Min. 22 ga., Type B, Grade 33 steel, 5/8" puddle welds, 6" o.c. or structural concrete	(Optional) One or more layers, any combination	Min. 2.5-inch EnergyGuard Polyiso Insulation, EnergyGuard Ultra Polyiso Insulation, EnergyGuard Polyiso-HD Composite Insulation or Ultra HD Composite Insulation	Note 2 	1 per 2.3 ft ² (14 parts per 4x8 ft board)	TPO-QSA	-45.0
S-317.	Min. 22 ga., Type B, Grade 33 steel; 6 ft spans, #12 HWH Tek 5, 6" o.c. or structural concrete	One or more layers, any combination, min. 1-inch	Min. 0.25-inch DensDeck Prime	Note 2	1 per 1.8 ft ²	TPO-QSA	-52.5
S-318.	Min. 22 ga., Type B, Grade 33 steel; 6 ft spans, 5/8" puddle weld 6" o.c.	(Optional) One or more layers, any combination	Min. 2-inch EnergyGuard Polyiso Insulation	Note 2	1 per 1.8 ft ²	TPO-QSA	-60.0

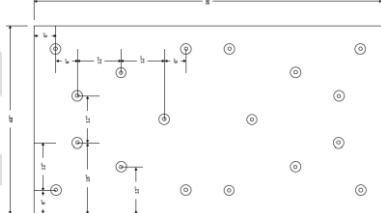
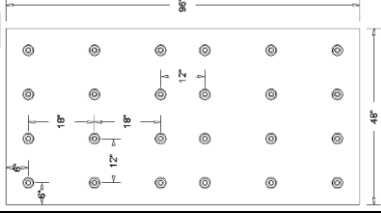
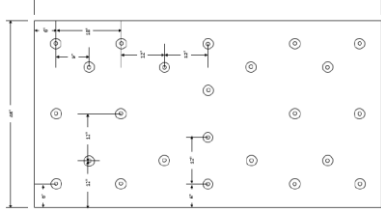
**TABLE 2E: STEEL OR STRUCTURAL CONCRETE DECKS - NEW CONSTRUCTION, REROOF (TEAR-OFF) OR RECOVER
SYSTEM TYPE C-1: MECHANICALLY ATTACHED INSULATION, BONDED ROOF COVER**

System No.	Deck† (Note 1)	Base Insulation Layer (Note 13)	Top Insulation Layer			Roof Cover (Note 15)	MDP (psf)
			Type	Fasten (Note 11)	Attach		
S-319.	Min. 22 ga., Type B, Grade 33 steel; 6 ft spans, #12 HWH Tek 5, 6" o.c. or structural concrete	(Optional) One or more layers, any combination	Min. 2.5-inch EnergyGuard Polyiso Insulation, EnergyGuard Ultra Polyiso Insulation, EnergyGuard Polyiso-HD Composite Insulation or Ultra HD Composite Insulation	Note 2 	1 per 2.0 ft ²	TPO-QSA	-60.0
S-320.	Min. 22 ga., Type B, Grade 33 steel; 6 ft span, #12 HWH Tek 5, 6" o.c. or structural concrete	(Optional) One or more layers, any combination	Min. 2-inch EnergyGuard Ultra Polyiso Insulation, EnergyGuard Polyiso-HD Composite Insulation, Ultra HD Composite Insulation or EnergyGuard RA	Drill-Tec #12 Fastener (steel only), Drill-Tec #14 Fastener or Drill-Tec XHD Fastener (steel only) with Drill-Tec 3" Standard Steel Plate, Drill-Tec 3" Steel Plate or Drill-Tec AccuTrac Flat Plate	1 per 1.45 ft ²	TPO-QSA	-60.0
S-321.	Min. 22 ga., Type B, Grade 33 steel; 6 ft span, #12 HWH Tek 5, 6" o.c.	One or more layers, min. 1-inch, any combination	0.5-inch EnergyGuard HD Polyiso Cover Board or EnergyGuard HD Plus Polyiso Cover Board	Drill-Tec #12 Fastener, Drill-Tec #12 DP Fastener, Drill-Tec #14 Fastener, Drill-Tec #14 HD Fastener, Drill-Tec XHD Fastener or Drill-Tec #15 EHD Fastener with Drill-Tec 3" Standard Steel Plate, Drill-Tec 3" Steel Plate, Drill-Tec AccuTrac Flat Plate, Drill-Tec 3 in. Ribbed Galvalume Plate (Flat) or Drill-Tec 3" Flat Steel Plate or Drill-Tec ASAP 3S	1 per 1.45 ft ²	TPO-QSA	-60.0
S-322.	Min. 20 ga., Type B, Grade 33 steel; 7' spans, 5/8" puddle weld 6" o.c. or structural concrete	(Optional) One or more layers, any combination	Min. 2-inch EnergyGuard Polyiso Insulation, EnergyGuard Ultra Polyiso Insulation, EnergyGuard Polyiso-HD Composite Insulation or Ultra HD Composite Insulation	Drill-Tec #12 (steel only) or Drill-Tec #14 Fastener with Drill-Tec 3 in Ribbed Galvalume Plate	1 per 1.6 ft ²	TPO-QSA	-67.5
S-323.	Min. 22 ga., Type B, Grade 33 steel; 6 ft span, #12 HWH Tek 5, 6" o.c. or structural concrete	(Optional) One or more layers, any combination	Min. 2-inch EnergyGuard Ultra Polyiso Insulation, EnergyGuard Polyiso-HD Composite Insulation, Ultra HD Composite Insulation or EnergyGuard RA	Drill-Tec #12 Fastener (steel only), Drill-Tec #14 Fastener or Drill-Tec XHD Fastener (steel only) with Drill-Tec 3" Standard Steel Plate, Drill-Tec 3" Steel Plate or Drill-Tec AccuTrac Flat Plate	1 per 1.45 ft ²	TPO-QSA	-75.0
S-324.	Min. 22 ga., Type B, Grade 33 steel; 6' spans, #12 HWH Tek 5, 6" o.c.	(Optional) One or more layers, min. 1.5-inch top insulation	Min. 1.5-inch EnergyGuard Ultra Polyiso Insulation, EnergyGuard Polyiso-HD Composite Insulation, Ultra HD Composite Insulation or EnergyGuard RA	Drill-Tec #12 Fastener, Drill-Tec #12 DP Fastener, Drill-Tec #12 DPH Fastener, Drill-Tec #14 Fastener, Drill-Tec #14 HD Fastener, Drill-Tec XHD Fastener or Drill-Tec #15 EHD Fastener with Drill-Tec 3" Steel Plate, Drill-Tec 3 in. Ribbed Galvalume Plate (Flat), Drill-Tec 3" Standard Steel Plate, Drill-Tec AccuTrac Flat Plate or Drill-Tec AccuTrac Recessed Plate, Drill-Tec 3" Flat Steel Plate or Drill-Tec 3" Recessed Steel Plate	1 per 1.45 ft ²	TPO-QSA	-82.5
S-325.	Min. 22 ga., Type B, Grade 33 steel; 6 ft span, #12 HWH Tek 5, 6" o.c. or structural concrete	(Optional) One or more layers, any combination	Min. 2-inch EnergyGuard Polyiso Insulation, EnergyGuard Ultra Polyiso Insulation, EnergyGuard Polyiso-HD Composite Insulation or Ultra HD Composite Insulation	Drill-Tec #12 Fastener (steel only), Drill-Tec #14 Fastener or Drill-Tec XHD Fastener (steel only) with Drill-Tec 3" Standard Steel Plate, Drill-Tec 3" Steel Plate or Drill-Tec AccuTrac Flat Plate	1 per 1.45 ft ²	TPO-QSA	-82.5

**TABLE 2E: STEEL OR STRUCTURAL CONCRETE DECKS - NEW CONSTRUCTION, REROOF (TEAR-OFF) OR RECOVER
SYSTEM TYPE C-1: MECHANICALLY ATTACHED INSULATION, BONDED ROOF COVER**

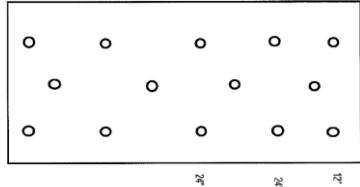
System No.	Deck† (Note 1)	Base Insulation Layer (Note 13)	Top Insulation Layer			Roof Cover (Note 15)	MDP (psf)
			Type	Fasten (Note 11)	Attach		
S-326.	Min. 22 ga., Type B, Grade 33 steel; 6 ft span, #12 HWH Tek's 5, 6" o.c. or structural concrete	One or more layers, any combination, min. 2-inch	Min. 0.25-inch DensDeck Prime	Drill-Tec #12 Fastener (steel only), Drill-Tec #14 Fastener or Drill-Tec XHD Fastener (steel only) with Drill-Tec 3" Standard Steel Plate or Drill-Tec AccuTrac Flat Plate	1 per 1.45 ft ²	TPO-QSA	-82.5
S-327.	Min. 22 ga., Type B, min. 55 ksi steel; 6 ft span, #12 HWH Tek's 5, 6" o.c.	One or more layers, any combination, min. 1-inch	Min. 0.625-inch DensDeck StormX Prime	Drill-Tec XHD Fastener with Drill-Tec 3 in. Ribbed Galvalume Plate (Flat) 	1 per 2.7 ft ²	TPO-QSA	-82.5
S-328.	Min. 22 ga., Type B, min. 55 ksi steel; 6 ft span, #12 HWH Tek's 5, 6" o.c.	One or more layers, any combination, min. 1-inch	Min. 0.625-inch DensDeck StormX Prime	Drill-Tec XHD Fastener with Drill-Tec 3 in. Ribbed Galvalume Plate (Flat) 	1 per 2.7 ft ²	TPO-QSA	-82.5
S-329.	Min. 22 ga., Type B, min. 55 ksi steel; 6 ft span, #12 HWH Tek's 5, 6" o.c.	One or more layers, any combination, min. 1-inch	Min. 0.625-inch DensDeck StormX Prime	Drill-Tec XHD Fastener with Drill-Tec 3 in. Ribbed Galvalume Plate (Flat) 	1 per 1.8 ft ²	TPO-QSA	-97.5

**TABLE 2E: STEEL OR STRUCTURAL CONCRETE DECKS - NEW CONSTRUCTION, REROOF (TEAR-OFF) OR RECOVER
SYSTEM TYPE C-1: MECHANICALLY ATTACHED INSULATION, BONDED ROOF COVER**

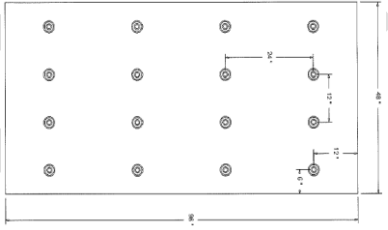
System No.	Deck† (Note 1)	Base Insulation Layer (Note 13)	Top Insulation Layer			Roof Cover (Note 15)	MDP (psf)
			Type	Fasten (Note 11)	Attach		
S-330.	Min. 22 ga., Type B, Grade 80 steel; 6 ft spans, two (2) #12 HWH Tekes 5, 6" o.c. or structural concrete	One or more layers, any combination, min. 1.5-inch	Min. 0.5-inch DensDeck Prime	Drill-Tec #12 (steel only), Drill-Tec #12 DP Fastener (steel only), Drill-Tec #14 Fastener, Drill-Tec #14 HD Fastener, Drill-Tec XHD Fastener (steel only) or Drill-Tec #15 EHD Fastener (steel only) with Drill-Tec 3 in. Ribbed Galvalume Plate (Flat) or Drill-Tec 3" Flat Steel Plate	1 per 1.0 ft ²	TPO-QSA	-127.5
S-331.	Min. 22 ga., Type B, min. 55 ksi steel; 6 ft span, #12 HWH Tekes 5, 6" o.c.	One or more layers, any combination, min. 1-inch	Min. 0.625-inch DensDeck StormX Prime	Drill-Tec XHD Fastener with Drill-Tec 3 in. Ribbed Galvalume Plate (Flat) 	1 per 1.8 ft ²	TPO-QSA	-127.5
S-332.	Min. 22 ga., Type B, min. 55 ksi steel; 6 ft span, #12 HWH Tekes 5, 6" o.c.	One or more layers, any combination, min. 1-inch	Min. 0.625-inch DensDeck StormX Prime	Drill-Tec XHD Fastener with Drill-Tec 3 in. Ribbed Galvalume Plate (Flat) 	1 per 1.3 ft ²	TPO-QSA	-135.0
S-333.	Min. 22 ga., Type B, min. 55 ksi steel; 6 ft span, #12 HWH Tekes 5, 6" o.c.	One or more layers, any combination, min. 1-inch	Min. 0.625-inch DensDeck StormX Prime	Drill-Tec XHD Fastener with Drill-Tec 3 in. Ribbed Galvalume Plate (Flat) 	1 per 1.3 ft ²	TPO-QSA	-142.5

EVERGUARD TPO / EVERGUARD TPO QUICK SPRAY ADHESIVE LV 50:

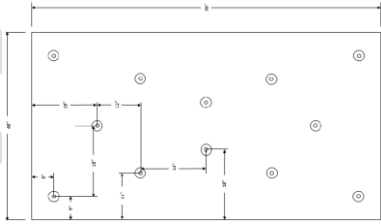
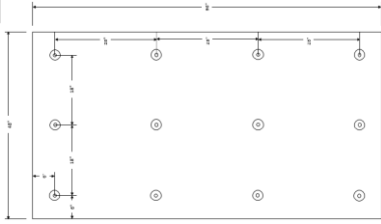
**TABLE 2E: STEEL OR STRUCTURAL CONCRETE DECKS - NEW CONSTRUCTION, REROOF (TEAR-OFF) OR RECOVER
SYSTEM TYPE C-1: MECHANICALLY ATTACHED INSULATION, BONDED ROOF COVER**

System No.	Deck† (Note 1)	Base Insulation Layer (Note 13)	Top Insulation Layer			Roof Cover (Note 15)	MDP (psf)
			Type	Fasten (Note 11)	Attach		
S-334.	Min. 22 ga., Type B, Grade 33 steel or structural concrete	(Optional) One or more layers, any combination	Min. 0.25-inch SECUROCK Gypsum-Fiber Roof Board	Note 2	1 per 2.0 ft ²	TPO-QSALV50	-45.0*
S-335.	Min. 22 ga., Type B, Grade 33 steel or structural concrete	(Optional) One or more layers, any combination	Min. 0.625-inch SECUROCK Gypsum-Fiber Roof Board	Note 2	1 per 4.0 ft ²	TPO-QSALV50	-45.0*
S-336.	Min. 22 ga., Type B, Grade 33 steel or structural concrete	One or more layers, any combination, min. 1.5-inch	Min. 0.5-inch EnergyGuard HD Polyiso Cover Board or EnergyGuard HD Plus Polyiso Cover Board or min. 1.5-inch EnergyGuard Polyiso-HD Composite Insulation or Ultra HD Composite Insulation	Note 2	1 per 2.0 ft ²	TPO-QSALV50	-45.0*
S-337.	Min. 22 ga., Type B, Grade 33 steel or structural concrete	(Optional) One or more layers, any combination	Min. 1.5-inch EnergyGuard Ultra Polyiso Insulation, EnergyGuard Polyiso-HD Composite Insulation, Ultra HD Composite Insulation or EnergyGuard RA	Note 2	1 per 2.0 ft ²	TPO-QSALV50	-45.0*
S-338.	Min. 22 ga., Type B, Grade 33 steel or structural concrete	(Optional) One or more layers, any combination	Min. 2-inch EnergyGuard Polyiso Insulation, EnergyGuard Ultra Polyiso Insulation, EnergyGuard Polyiso-HD Composite Insulation or Ultra HD Composite Insulation	Note 2 8 parts per min. 4 x 8 ft board with parts installed 24-inch o.c. in two parallel rows, 12 inches from the 8 ft edges of the board	1 per 4.0 ft ²	TPO-QSALV50	-45.0*
S-339.	Min. 22 ga., Type B, Grade 33 steel or structural concrete	(Optional) One or more layers, any combination	Min. 2-inch EnergyGuard Ultra Polyiso Insulation, EnergyGuard Polyiso-HD Composite Insulation, Ultra HD Composite Insulation or EnergyGuard RA	Note 2	1 per 4.0 ft ²	TPO-QSALV50	-45.0*
S-340.	Min. 22 ga., Type B, Grade 33 steel, 5/8" puddle welds, 6" o.c. or structural concrete	(Optional) One or more layers, any combination	Min. 2.5-inch EnergyGuard Polyiso Insulation, EnergyGuard Ultra Polyiso Insulation, EnergyGuard Polyiso-HD Composite Insulation or Ultra HD Composite Insulation	Note 2 	1 per 2.3 ft ² (14 parts per 4x8 ft board)	TPO-QSALV50	-45.0
S-341.	Min. 22 ga., Type B, Grade 33 steel; 6 ft spans, #12 HWH Tekes 5, 6" o.c. or structural concrete	One or more layers, any combination, min. 1-inch	Min. 0.25-inch SECUROCK Gypsum-Fiber Roof Board	Note 2	1 per 1.8 ft ²	TPO-QSALV50	-52.5
S-342.	Min. 22 ga., Type B, Grade 33 steel; 6 ft span, #12 HWH Tekes 5, 6" o.c. or structural concrete	(Optional) One or more layers, any combination	Min. 2-inch EnergyGuard Ultra Polyiso Insulation, EnergyGuard Polyiso-HD Composite Insulation, Ultra HD Composite Insulation or EnergyGuard RA	Drill-Tec #12 Fastener (steel only), Drill-Tec #14 Fastener or Drill-Tec XHD Fastener (steel only) with Drill-Tec 3" Standard Steel Plate, Drill-Tec 3" Steel Plate or Drill-Tec AccuTrac Flat Plate	1 per 1.45 ft ²	TPO-QSALV50	-60.0

**TABLE 2E: STEEL OR STRUCTURAL CONCRETE DECKS - NEW CONSTRUCTION, REROOF (TEAR-OFF) OR RECOVER
SYSTEM TYPE C-1: MECHANICALLY ATTACHED INSULATION, BONDED ROOF COVER**

System No.	Deck‡ (Note 1)	Base Insulation Layer (Note 13)	Top Insulation Layer			Roof Cover (Note 15)	MDP (psf)
			Type	Fasten (Note 11)	Attach		
S-343.	Min. 22 ga., Type B, Grade 33 steel; 6 ft spans, 5/8" puddle weld 6" o.c.	(Optional) One or more layers, any combination	Min. 2-inch EnergyGuard Polyiso Insulation, EnergyGuard Ultra Polyiso Insulation, EnergyGuard Polyiso-HD Composite Insulation or Ultra HD Composite Insulation	Note 2	1 per 1.8 ft ²	TPO-QSALV50	-60.0
S-344.	Min. 22 ga., Type B, Grade 33 steel; 6 ft spans, #12 HWH Tekes 5, 6" o.c. or structural concrete	(Optional) One or more layers, any combination	Min. 2.5-inch EnergyGuard Polyiso Insulation, EnergyGuard Ultra Polyiso Insulation, EnergyGuard Polyiso-HD Composite Insulation or Ultra HD Composite Insulation	Note 2 	1 per 2.0 ft ²	TPO-QSALV50	-60.0
S-345.	Min. 22 ga., Type B, Grade 33 steel; 6 ft span, #12 HWH Tekes 5, 6" o.c.	One or more layers, min. 1-inch, any combination	0.5-inch EnergyGuard HD Polyiso Cover Board or EnergyGuard HD Plus Polyiso Cover Board	Drill-Tec #12 Fastener, Drill-Tec #12 DP Fastener, Drill-Tec #14 Fastener, Drill-Tec #14 HD Fastener, Drill-Tec XHD Fastener or Drill-Tec #15 EHD Fastener with Drill-Tec 3" Standard Steel Plate, Drill-Tec 3" Steel Plate, Drill-Tec AccuTrac Flat Plate, Drill-Tec 3 in. Ribbed Galvalume Plate (Flat) or Drill-Tec 3" Flat Steel Plate or Drill-Tec ASAP 3S	1 per 1.45 ft ²	TPO-QSALV50	-60.0
S-346.	Min. 20 ga., Type B, Grade 33 steel; 7' spans, 5/8" puddle weld 6" o.c. or structural concrete	(Optional) One or more layers, any combination	Min. 2-inch EnergyGuard Polyiso Insulation, EnergyGuard Ultra Polyiso Insulation, EnergyGuard Polyiso-HD Composite Insulation or Ultra HD Composite Insulation	Drill-Tec #12 (steel only) or Drill-Tec #14 Fastener with Drill-Tec 3 in Ribbed Galvalume Plate	1 per 1.6 ft ²	TPO-QSALV50	-67.5
S-347.	Min. 22 ga., Type B, Grade 33 steel; 6 ft spans, #12 HWH Tekes 5, 6" o.c. or structural concrete	One or more layers, any combination, min. 1-inch	Min. 0.375-inch SECUROCK Gypsum-Fiber Roof Board	Note 2	1 per 1.3 ft ²	TPO-QSALV50	-67.5
S-348.	Min. 22 ga., Type B, Grade 33 steel; 6 ft span, #12 HWH Tekes 5, 6" o.c. or structural concrete	(Optional) One or more layers, any combination	Min. 2-inch EnergyGuard Ultra Polyiso Insulation, EnergyGuard Polyiso-HD Composite Insulation or Ultra HD Composite Insulation, EnergyGuard RA	Drill-Tec #12 Fastener (steel only), Drill-Tec #14 Fastener or Drill-Tec XHD Fastener (steel only) with Drill-Tec 3" Standard Steel Plate, Drill-Tec 3" Steel Plate or Drill-Tec AccuTrac Flat Plate	1 per 1.45 ft ²	TPO-QSALV50	-75.0
S-349.	Min. 22 ga., Type B, Grade 33 steel; 6' spans, #12 HWH Tekes 5, 6" o.c.	(Optional) One or more layers, min. 1.5-inch top insulation	Min. 1.5-inch EnergyGuard Ultra Polyiso Insulation, EnergyGuard Polyiso-HD Composite Insulation, Ultra HD Composite Insulation or EnergyGuard RA	Drill-Tec #12 Fastener, Drill-Tec #12 DP Fastener, Drill-Tec #12 DPH Fastener, Drill-Tec #14 Fastener, Drill-Tec #14 HD Fastener, Drill-Tec XHD Fastener or Drill-Tec #15 EHD Fastener with Drill-Tec 3" Steel Plate, Drill-Tec 3 in. Ribbed Galvalume Plate (Flat), Drill-Tec 3" Standard Steel Plate, Drill-Tec AccuTrac Flat Plate or Drill-Tec AccuTrac Recessed Plate, Drill-Tec 3" Flat Steel Plate or Drill-Tec 3" Recessed Steel Plate	1 per 1.45 ft ²	TPO-QSALV50	-82.5

**TABLE 2E: STEEL OR STRUCTURAL CONCRETE DECKS - NEW CONSTRUCTION, REROOF (TEAR-OFF) OR RECOVER
SYSTEM TYPE C-1: MECHANICALLY ATTACHED INSULATION, BONDED ROOF COVER**

System No.	Deck‡ (Note 1)	Base Insulation Layer (Note 13)	Top Insulation Layer			Roof Cover (Note 15)	MDP (psf)
			Type	Fasten (Note 11)	Attach		
S-350.	Min. 22 ga., Type B, Grade 33 steel; 6 ft span, #12 HWH Tek 5, 6" o.c. or structural concrete	(Optional) One or more layers, any combination	Min. 2-inch EnergyGuard Polyiso Insulation, EnergyGuard Ultra Polyiso Insulation, EnergyGuard Polyiso-HD Composite Insulation or Ultra HD Composite Insulation	Drill-Tec #12 Fastener (steel only), Drill-Tec #14 Fastener or Drill-Tec XHD Fastener (steel only) with Drill-Tec 3" Standard Steel Plate, Drill-Tec 3" Steel Plate or Drill-Tec AccuTrac Flat Plate	1 per 1.45 ft ²	TPO-QSALV50	-82.5
S-351.	Min. 22 ga., Type B, Grade 33 steel; 6 ft span, #12 HWH Tek 5, 6" o.c. or structural concrete	(Optional) One or more layers, any combination, min. 2-inch	Min. 0.25-inch SECUROCK Gypsum-Fiber Roof Board	Drill-Tec #12 Fastener (steel only), Drill-Tec #14 Fastener or Drill-Tec XHD Fastener (steel only) with Drill-Tec AccuTrac Flat Plate	1 per 1.45 ft ²	TPO-QSALV50	-82.5
S-352.	Min. 22 ga., Type B, min. 55 ksi steel; 6 ft span, #12 HWH Tek 5, 6" o.c.	One or more layers, any combination, min. 1-inch	Min. 0.625-inch DensDeck StormX Prime	Drill-Tec XHD Fastener with Drill-Tec 3 in. Ribbed Galvalume Plate (Flat) 	1 per 2.7 ft ²	TPO-QSALV50	-82.5
S-353.	Min. 22 ga., Type B, min. 55 ksi steel; 6 ft spans, two (2) #12 HWH Tek 5, 6" o.c.	One or more layers, any combination, min. 1-inch	Min. 0.625-inch DensDeck StormX Prime	Drill-Tec XHD Fastener with Drill-Tec 3 in. Ribbed Galvalume Plate (Flat) 	1 per 2.7 ft ²	TPO-QSALV50	-82.5
S-354.	Min. 22 ga., Type B, Grade 33 steel; 6 ft spans, two (2) #12 HWH Tek 5, 6" o.c. or structural concrete	One or more layers, any combination, min. 1.5-inch	Min. 0.5-inch SECUROCK Gypsum-Fiber Roof Board	Note 2	1 per 1.0 ft ²	TPO-QSALV50	-97.5

**TABLE 2E: STEEL OR STRUCTURAL CONCRETE DECKS - NEW CONSTRUCTION, REROOF (TEAR-OFF) OR RECOVER
SYSTEM TYPE C-1: MECHANICALLY ATTACHED INSULATION, BONDED ROOF COVER**

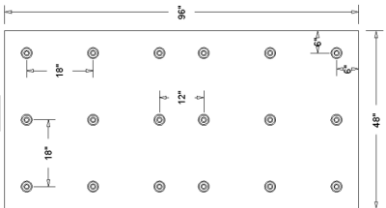
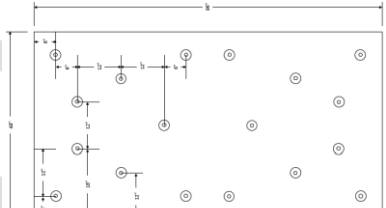
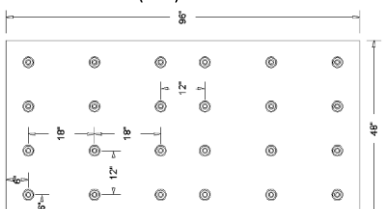
System No.	Deck‡ (Note 1)	Base Insulation Layer (Note 13)	Top Insulation Layer			Roof Cover (Note 15)	MDP (psf)
			Type	Fasten (Note 11)	Attach		
S-355.	Min. 22 ga., Type B, min. 55 ksi steel; 6 ft span, #12 HWH Tek's 5, 6" o.c.	One or more layers, any combination, min. 1-inch	Min. 0.625-inch DensDeck StormX Prime	Drill-Tec XHD Fastener with Drill-Tec 3 in. Ribbed Galvalume Plate (Flat) 	1 per 1.8 ft ²	TPO-QSALV50	-97.5
S-356.	Min. 22 ga., Type B, min. 55 ksi steel; 6 ft span, #12 HWH Tek's 5, 6" o.c.	One or more layers, any combination, min. 1-inch	Min. 0.625-inch DensDeck StormX Prime	Drill-Tec XHD Fastener with Drill-Tec 3 in. Ribbed Galvalume Plate (Flat) 	1 per 1.8 ft ²	TPO-QSALV50	-127.5
S-357.	Min. 22 ga., Type B, min. 55 ksi steel; 6 ft span, #12 HWH Tek's 5, 6" o.c.	One or more layers, any combination, min. 1-inch	Min. 0.625-inch DensDeck StormX Prime	Drill-Tec XHD Fastener with Drill-Tec 3 in. Ribbed Galvalume Plate (Flat) 	1 per 1.3 ft ²	TPO-QSALV50	-135.0

TABLE 2E: STEEL OR STRUCTURAL CONCRETE DECKS - NEW CONSTRUCTION, REROOF (TEAR-OFF) OR RECOVER
SYSTEM TYPE C-1: MECHANICALLY ATTACHED INSULATION, BONDED ROOF COVER

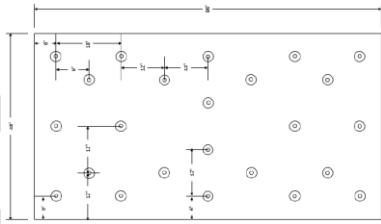
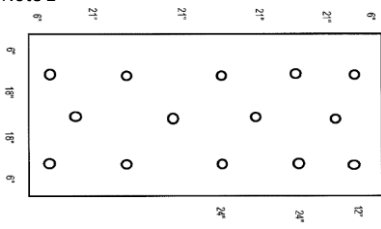
System No.	Deck† (Note 1)	Base Insulation Layer (Note 13)	Top Insulation Layer			Roof Cover (Note 15)	MDP (psf)
			Type	Fasten (Note 11)	Attach		
S-358.	Min. 22 ga., Type B, min. 55 ksi steel; 6 ft span, #12 HWH Tek's 5, 6" o.c.	One or more layers, any combination, min. 1-inch	Min. 0.625-inch DensDeck StormX Prime	Drill-Tec XHD Fastener with Drill-Tec 3 in. Ribbed Galvalume Plate (Flat) 	1 per 1.3 ft ²	TPO-QSALV50	-142.5
TRIPPOSITE ROOFING SYSTEM:							
S-359.	Min. 22 ga., Type B, Grade 33 steel or structural concrete	(Optional) One or more layers, any combination	Min. 1.5-inch EnergyGuard Polyiso Insulation, EnergyGuard Ultra Polyiso Insulation, EnergyGuard Polyiso-HD Composite Insulation, Ultra HD Composite Insulation, EnergyGuard RA or EnergyGuard RN	Note 2	1 per 2.0 ft ²	Triposite System / Note 15C	-45.0*
S-360.	Min. 22 ga., Type B, Grade 33 steel or structural concrete	(Optional) One or more layers, any combination	Min. 2-inch EnergyGuard Polyiso Insulation, EnergyGuard Ultra Polyiso Insulation, EnergyGuard Polyiso-HD Composite Insulation, Ultra HD Composite Insulation, EnergyGuard RA or EnergyGuard RN	Note 2	1 per 3.2 ft ²	Triposite System / Note 15C	-45.0*
S-361.	Min. 22 ga., Type B, Grade 33 steel; 6 ft span, #12 HWH Tek's 5, 6" o.c. or structural concrete	(Optional) One or more layers, any combination	Min. 2-inch EnergyGuard Polyiso Insulation, EnergyGuard Ultra Polyiso Insulation, EnergyGuard Polyiso-HD Composite Insulation, Ultra HD Composite Insulation or EnergyGuard RA	Note 2	1 per 2.0 ft ²	Triposite System / Note 15C	-60.0
S-362.	Min. 22 ga., Type B, Grade 33 steel; 6 ft span, #12 HWH Tek's 5, 6" o.c. or structural concrete	(Optional) One or more layers, any combination	Min. 2-inch EnergyGuard Polyiso Insulation, EnergyGuard Ultra Polyiso Insulation, EnergyGuard Polyiso-HD Composite Insulation, Ultra HD Composite Insulation or EnergyGuard RA	Note 2	1 per 1.45 ft ²	Triposite System / Note 15C	-75.0
HYBRID SYSTEM:							
S-363.	Min. 22 ga., Type B, Grade 33 steel or structural concrete	(Optional) One or more layers, any combination	Min. 0.25-inch DensDeck, DensDeck Prime or SECUROCK Gypsum-Fiber Roof Board	Note 2	1 per 4.0 ft ²	Hybrid System / Note 15D	-45.0*
EVERGUARD TPO FLEECE-BACK MEMBRANE OR EVERGUARD TPO FLEECE-BACK MEMBRANE 100, 115 OR 135 IN HOT ASPHALT:							
S-364.	Min. 22 ga., Type B, Grade 33 steel or structural concrete	(Optional) One or more layers, any combination	Min. 0.25-inch DensDeck Prime	Note 2	1 per 1.8 ft ²	TPOFB-HA1 or TPOFB-HA2	-45.0*
EVERGUARD TPO FLEECE-BACK MEMBRANE IN EVERGUARD WB181 BONDING ADHESIVE:							

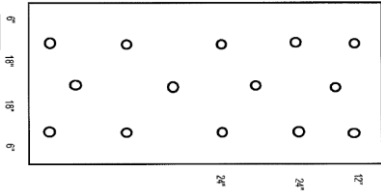
TABLE 2E: STEEL OR STRUCTURAL CONCRETE DECKS - NEW CONSTRUCTION, REROOF (TEAR-OFF) OR RECOVER
SYSTEM TYPE C-1: MECHANICALLY ATTACHED INSULATION, BONDED ROOF COVER

System No.	Deck‡ (Note 1)	Base Insulation Layer (Note 13)	Top Insulation Layer			Roof Cover (Note 15)	MDP (psf)
			Type	Fasten (Note 11)	Attach		
S-365.	Min. 22 ga., Type B, Grade 33 steel or structural concrete	(Optional) One or more layers, any combination	Min. 1.5-inch EnergyGuard Polyiso Insulation, EnergyGuard Ultra Polyiso Insulation, EnergyGuard Polyiso-HD Composite Insulation, Ultra HD Composite Insulation, EnergyGuard RA, EnergyGuard RH or EnergyGuard RN	Note 2	1 per 2.0 ft ²	TPOFB-WB	-45.0*
S-366.	Min. 22 ga., Type B, Grade 33 steel or structural concrete	(Optional) One or more layers, any combination	Min. 2-inch EnergyGuard Polyiso Insulation, EnergyGuard Ultra Polyiso Insulation, EnergyGuard Polyiso-HD Composite Insulation or Ultra HD Composite Insulation	Note 2 8 parts per min. 4 x 8 ft board with parts installed 24-inch o.c. in two parallel rows, 12 inches from the 8 ft edges of the board	1 per 4.0 ft ²	TPOFB-WB	-45.0*
S-367.	Min. 22 ga., Type B, Grade 33 steel; 6 ft spans, #12 HWH Tekes 5, 6" o.c. or structural concrete	One or more layers, any combination, min. 1-inch	Min. 0.25-inch SECUROCK Gypsum-Fiber Roof Board	Note 2	1 per 1.8 ft ²	TPOFB-WB	-52.5
S-368.	Min. 22 ga., Type B, Grade 33 steel; 6 ft spans, #12 HWH Tekes 5, 6" o.c. or structural concrete	One or more layers, any combination, min. 1-inch	Min. 0.375-inch SECUROCK Gypsum-Fiber Roof Board	Note 2	1 per 1.3 ft ²	TPOFB-WB	-67.5
EVERGUARD TPO FLEECE-BACK MEMBRANE OR EVERGUARD TPO FLEECE-BACK MEMBRANE 100, 115 OR 135 IN LRF ADHESIVE M OR LRF ADHESIVE O:							
S-369.	Min. 22 ga., Type B, Grade 33 steel or structural concrete	(Optional) One or more layers, any combination	Min. 1.5-inch EnergyGuard Polyiso Insulation, EnergyGuard Ultra Polyiso Insulation, EnergyGuard Polyiso-HD Composite Insulation, Ultra HD Composite Insulation, EnergyGuard RA, EnergyGuard RH or EnergyGuard RN	Note 2	1 per 2.0 ft ²	TPOFB-LM1, TPOFB-LM2, TPOFB-LO1 or TPOFB-LO2 (12-inch o.c.)	-45.0*
S-370.	Min. 22 ga., Type B, Grade 33 steel, 5/8" puddle welds, 6" o.c. or structural concrete	(Optional) One or more layers, any combination	Min. 2.5-inch EnergyGuard Polyiso Insulation, EnergyGuard Ultra Polyiso Insulation, EnergyGuard Polyiso-HD Composite Insulation or Ultra HD Composite Insulation	Note 2 	1 per 2.3 ft ² (14 parts per 4x8 ft board)	TPOFB-LM1, TPOFB-LM2, TPOFB-LO1 or TPOFB-LO2 (12-inch o.c.)	-45.0
S-371.	Min. 22 ga., Type B, Grade 33 steel or structural concrete	(Optional) One or more layers, any combination	Min. 2-inch EnergyGuard Polyiso Insulation, EnergyGuard Ultra Polyiso Insulation, EnergyGuard Polyiso-HD Composite Insulation, Ultra HD Composite Insulation, EnergyGuard RA, EnergyGuard RH or EnergyGuard RN	Note 2	1 per 2.9 ft ²	TPOFB-LM1, TPOFB-LM2, TPOFB-LO1 or TPOFB-LO2 (12-inch o.c.)	-45.0*

**TABLE 2E: STEEL OR STRUCTURAL CONCRETE DECKS - NEW CONSTRUCTION, REROOF (TEAR-OFF) OR RECOVER
SYSTEM TYPE C-1: MECHANICALLY ATTACHED INSULATION, BONDED ROOF COVER**

System No.	Deck‡ (Note 1)	Base Insulation Layer (Note 13)	Top Insulation Layer			Roof Cover (Note 15)	MDP (psf)
			Type	Fasten (Note 11)	Attach		
S-372.	Min. 22 ga., Type B, Grade 33 steel or structural concrete	(Optional) One or more layers, any combination	Min. 1.75-inch ACfoam Composite/GB	Note 2	1 per 5.3 ft ²	TPOFB-LO1 or TPOFB-LO2 (12-inch o.c.)	-45.0*
S-373.	Min. 22 ga., Type B, Grade 33 steel or structural concrete	One or more layers, any combination	Min. 0.25-inch DensDeck Prime	Note 2 (Drill-Tec 3" Standard Steel Plate, AccuTrac Flat Plate or Drill-Tec 3" Flat Steel Plate only)	1 per 2.0 ft ²	TPOFB-LO1 or TPOFB-LO2 (12-inch o.c.)	-45.0*
S-374.	Min. 22 ga., Type B, Grade 33 steel or structural concrete	One or more layers, any combination	Min. 0.25-inch SECUROCK Gypsum-Fiber Roof Board	Note 2 (Drill-Tec 3" Standard Steel Plate, AccuTrac Flat Plate or Drill-Tec 3" Flat Steel Plate only)	1 per 2.0 ft ²	TPOFB-LM1, TPOFB-LM2, TPOFB-LO1 or TPOFB-LO2 (12-inch o.c.)	-45.0*
S-375.	Min. 22 ga., Type B, Grade 33 steel; 6 ft spans, 5/8" puddle welds 6" o.c. or structural concrete	(Optional) One or more layers, any combination	Min. 2-inch EnergyGuard Ultra Polyiso Insulation, EnergyGuard Polyiso-HD Composite Insulation, Ultra HD Composite Insulation or EnergyGuard RH	Note 2 (Drill-Tec 3" Steel Plate only)	1 per 1.8 ft ²	TPOFB-LM1, TPOFB-LM2, TPOFB-LO1 or TPOFB-LO2 (12-inch o.c.)	-52.5
S-376.	Min. 22 ga., Type B, Grade 33 steel; 6 ft spans, #12 HWH Tekes 5, 6" o.c. or structural concrete	One or more layers, any combination, min. 1-inch	Min. 0.25-inch SECUROCK Gypsum-Fiber Roof Board	Note 2	1 per 1.8 ft ²	TPOFB-LM1, TPOFB-LM2, TPOFB-LO1 or TPOFB-LO2 (12-inch o.c.)	-52.5
S-377.	Min. 22 ga., Type B, Grade 33 steel; 6 ft spans, #12 HWH Tekes 5, 6" o.c. or structural concrete	(Optional) One or more layers, any combination	Min. 1.5-inch EnergyGuard Polyiso Insulation, EnergyGuard Ultra Polyiso Insulation, EnergyGuard Polyiso-HD Composite Insulation or Ultra HD Composite Insulation	Note 2	1 per 1.3 ft ²	TPOFB-LM1, TPOFB-LM2, TPOFB-LO1 or TPOFB-LO2 (12-inch o.c.)	-60.0
S-378.	Min. 22 ga., Type B, Grade 33 steel; 6 ft spans, #12 HWH Tekes 5, 6" o.c. or structural concrete	(Optional) One or more layers, any combination	Min. 1.5-inch EnergyGuard Polyiso Insulation, EnergyGuard Ultra Polyiso Insulation, EnergyGuard Polyiso-HD Composite Insulation or Ultra HD Composite Insulation	Note 2	1 per 1.3 ft ²	TPOFB-LM1 or TPOFB-LM2 (12-inch o.c.)	-67.5
S-379.	Min. 22 ga., Type B, Grade 33 steel or structural concrete	(Optional) One or more layers, any combination	Min. 1.5-inch EnergyGuard Ultra Polyiso Insulation, EnergyGuard Polyiso-HD Composite Insulation, Ultra HD Composite Insulation, EnergyGuard RH or EnergyGuard RN	Note 2	1 per 2.0 ft ²	TPOFB-LM1, TPOFB-LM2, TPOFB-LO1 or TPOFB-LO2 (4-inch o.c.)	-45.0*
S-380.	Min. 22 ga., Type B, Grade 33 steel or structural concrete	(Optional) One or more layers, any combination	Min. 2-inch EnergyGuard Ultra Polyiso Insulation, EnergyGuard Polyiso-HD Composite Insulation, Ultra HD Composite Insulation, EnergyGuard RH or EnergyGuard RN	Note 2	1 per 2.9 ft ²	TPOFB-LM1, TPOFB-LM2, TPOFB-LO1 or TPOFB-LO2 (4-inch o.c.)	-45.0*
S-381.	Min. 22 ga., Type B, Grade 33 steel or structural concrete	(Optional) One or more layers, any combination	Min. 0.25-inch DensDeck Prime	Note 2	1 per 2.0 ft ²	TPOFB-LM1, TPOFB-LM2, TPOFB-LO1 or TPOFB-LO2 (4-inch o.c.)	-45.0*

**TABLE 2E: STEEL OR STRUCTURAL CONCRETE DECKS - NEW CONSTRUCTION, REROOF (TEAR-OFF) OR RECOVER
SYSTEM TYPE C-1: MECHANICALLY ATTACHED INSULATION, BONDED ROOF COVER**

System No.	Deck‡ (Note 1)	Base Insulation Layer (Note 13)	Top Insulation Layer			Roof Cover (Note 15)	MDP (psf)
			Type	Fasten (Note 11)	Attach		
S-382.	Min. 22 ga., Type B, Grade 33 steel; 6 ft spans, #12 HWH Tekes 5, 6" o.c. or structural concrete	(Optional) One or more layers, any combination	Min. 1.5-inch EnergyGuard Polyiso Insulation, EnergyGuard Ultra Polyiso Insulation, EnergyGuard Polyiso-HD Composite Insulation, Ultra HD Composite Insulation, EnergyGuard RH or EnergyGuard RN	Note 2	1 per 1.3 ft ²	TPOFB-LM1, TPOFB-LM2, TPOFB-LO1 or TPOFB-LO2 (4-inch o.c.)	-60.0
S-383.	Min. 22 ga., Type B, Grade 33 steel; 6 ft spans, #12 HWH Tekes 5, 6" o.c. or structural concrete	One or more layers, any combination	Min. 0.375-inch SECUROCK Gypsum-Fiber Roof Board	Note 2	1 per 1.3 ft ²	TPOFB-LM2 or TPOFB-LO2 (4-inch o.c.)	-60.0
S-384.	Min. 22 ga., Type B, Grade 33 steel; 6 ft spans, #12 HWH Tekes 5, 6" o.c. or structural concrete	One or more layers, any combination	Min. 0.375-inch SECUROCK Gypsum-Fiber Roof Board	Note 2	1 per 1.3 ft ²	TPOFB-LM1 or TPOFB-LO1 (4-inch o.c.)	-67.5
EVERGUARD TPO FLEECE-BACK MEMBRANE OR EVERGUARD TPO FLEECE-BACK MEMBRANE 100, 115 OR 135 IN SPATTER-APPLIED ADHESIVE:							
S-385.	Min. 22 ga., Type B, Grade 33 steel or structural concrete	(Optional) One or more layers, any combination	Min. 1.5-inch EnergyGuard Polyiso Insulation, EnergyGuard Ultra Polyiso Insulation, EnergyGuard Polyiso-HD Composite Insulation, Ultra HD Composite Insulation, EnergyGuard RH, EnergyGuard RN	Note 2	1 per 2.0 ft ²	TPOFB-OB1, TPOFB-OB2, TPOFB-XF1 or TPOFB-XF2	-45.0*
S-386.	Min. 22 ga., Type B, Grade 33 steel, 5/8" puddle welds, 6" o.c. or structural concrete	(Optional) One or more layers, any combination	Min. 2.5-inch EnergyGuard Polyiso Insulation, EnergyGuard Ultra Polyiso Insulation, EnergyGuard Polyiso-HD Composite Insulation or Ultra HD Composite Insulation	Note 2 	1 per 2.3 ft ² (14 parts per 4x8 ft board)	TPOFB-OB1, TPOFB-OB2, TPOFB-XF1 or TPOFB-XF2	-45.0
S-387.	Min. 22 ga., Type B, Grade 33 steel or structural concrete	(Optional) One or more layers, any combination	Min. 2-inch EnergyGuard Polyiso Insulation, EnergyGuard Ultra Polyiso Insulation, EnergyGuard Polyiso-HD Composite Insulation or Ultra HD Composite Insulation	Note 2 8 parts per min. 4 x 8 ft board with parts installed 24-inch o.c. in two parallel rows, 12 inches from the 8 ft edges of the board	1 per 4.0 ft ²	TPOFB-OB1, TPOFB-OB2, TPOFB-XF1 or TPOFB-XF2	-45.0*
S-388.	Min. 22 ga., Type B, Grade 33 steel or structural concrete	(Optional) One or more layers, any combination	Min. 2-inch EnergyGuard Ultra Polyiso Insulation, EnergyGuard Polyiso-HD Composite Insulation, Ultra HD Composite Insulation, EnergyGuard RH or EnergyGuard RN	Note 2	1 per 2.9 ft ²	TPOFB-OB1, TPOFB-OB2, TPOFB-XF1 or TPOFB-XF2	-45.0*
S-389.	Min. 22 ga., Type B, Grade 33 steel or structural concrete	(Optional) One or more layers, any combination	Min. 0.25-inch DensDeck Prime	Note 2	1 per 2.0 ft ²	TPOFB-OB1, TPOFB-OB2, TPOFB-XF1 or TPOFB-XF2	-45.0*

**TABLE 2E: STEEL OR STRUCTURAL CONCRETE DECKS - NEW CONSTRUCTION, REROOF (TEAR-OFF) OR RECOVER
SYSTEM TYPE C-1: MECHANICALLY ATTACHED INSULATION, BONDED ROOF COVER**

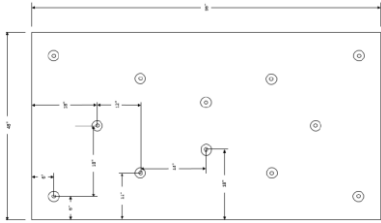
System No.	Deck‡ (Note 1)	Base Insulation Layer (Note 13)	Top Insulation Layer			Roof Cover (Note 15)	MDP (psf)
			Type	Fasten (Note 11)	Attach		
S-390.	Min. 22 ga., Type B, Grade 33 steel; 6 ft spans, #12 HWH Tekes 5, 6" o.c. or structural concrete	One or more layers, any combination, min. 1-inch	Min. 0.25-inch DensDeck Prime or SECUROCK Gypsum-Fiber Roof Board	Note 2	1 per 1.8 ft ²	TPOFB-OB1, TPOFB-OB2, TPOFB-XF1 or TPOFB-XF2	-52.5
S-391.	Min. 22 ga., Type B, Grade 33 steel; 6 ft spans, #12 HWH Tekes 5, 6" o.c. or structural concrete	(Optional) One or more layers, any combination	Min. 1.5-inch EnergyGuard Polyiso Insulation, EnergyGuard Ultra Polyiso Insulation, EnergyGuard Polyiso-HD Composite Insulation, Ultra HD Composite Insulation, EnergyGuard RH, EnergyGuard RN, EnergyGuard RN	Note 2	1 per 1.3 ft ²	TPOFB-OB1, TPOFB-OB2, TPOFB-XF1 or TPOFB-XF2	-60.0
S-392.	Min. 22 ga., Type B, Grade 33 steel; 6 ft spans, #12 HWH Tekes 5, 6" o.c. or structural concrete	One or more layers, any combination	Min. 0.375-inch SECUROCK Gypsum-Fiber Roof Board	Note 2	1 per 1.3 ft ²	TPOFB-OB2 or TPOFB-XF2	-60.0
S-393.	Min. 22 ga., Type B, Grade 33 steel; 6 ft spans, #12 HWH Tekes 5, 6" o.c. or structural concrete	One or more layers, any combination	Min. 0.375-inch SECUROCK Gypsum-Fiber Roof Board	Note 2	1 per 1.3 ft ²	TPOFB-OB1 or TPOFB-XF1	-67.5
S-394.	Min. 22 ga., Type B, Grade 33 steel; 6 ft spans, 5/8" puddle welds 6" o.c. or structural concrete	One or more layers, min. 1.5-inch, any combination	Min. 0.375-inch SECUROCK Gypsum-Fiber Roof Board	Note 2	1 per 1.45 ft ²	TPOFB-OB1	-67.5
S-395.	Min. 22 ga., Type B, Grade 33 steel; 6 ft spans, #12 HWH Tekes 5, 6" o.c.	One or more layers, min. 1.5-inch, any combination	Min. 0.625-inch SECUROCK Gypsum-Fiber Roof Board or SECUROCK Ultralight Coated Glass-Mat Roof Board	Drill Tec #12 DF Fastener or Drill Tec #14 DF Fastener with Drill Tec 3" DF Steel Insulation Plate, Drill-Tec #12 Fastener, Drill-Tec #12 DP Fastener, Drill-Tec #14 Fastener or Drill-Tec #14 HD Fastener with Drill-Tec 3 in. Ribbed Galvalume Plate (Flat), Drill-Tec AccuTrac Flat Plate or Drill-Tec 3" Flat Steel Plate, Drill-Tec ASAP 3S or Drill-Tec 3" ASAP Flat	1 per 1.45 ft ²	TPOFB-OB2 or TPOFB-XF2	-75.0
S-396.	Min. 22 ga., Type B, min. 55 ksi steel; 6 ft span, #12 HWH Tekes 5, 6" o.c.	One or more layers, any combination, min. 1-inch	Min. 0.625-inch DensDeck StormX Prime	Drill-Tec XHD Fastener with Drill-Tec 3 in. Ribbed Galvalume Plate (Flat) 	1 per 2.7 ft ²	TPOFB-XF1	-82.5

TABLE 2E: STEEL OR STRUCTURAL CONCRETE DECKS - NEW CONSTRUCTION, REROOF (TEAR-OFF) OR RECOVER
SYSTEM TYPE C-1: MECHANICALLY ATTACHED INSULATION, BONDED ROOF COVER

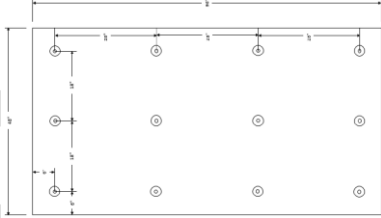
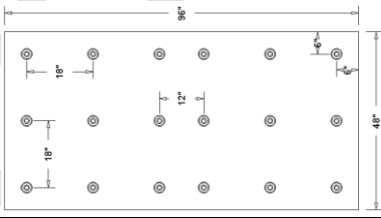
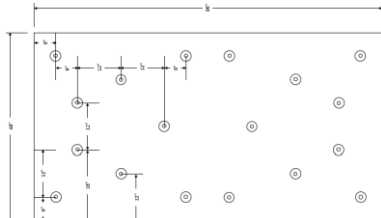
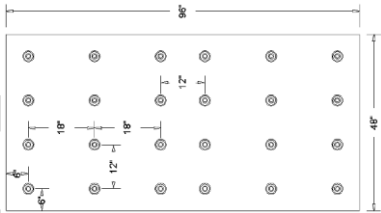
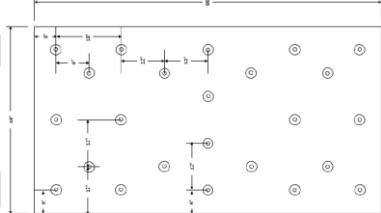
System No.	Deck‡ (Note 1)	Base Insulation Layer (Note 13)	Top Insulation Layer			Roof Cover (Note 15)	MDP (psf)
			Type	Fasten (Note 11)	Attach		
S-397.	Min. 22 ga., Type B, min. 55 ksi steel; 6 ft span, #12 HWH Tekes 5, 6" o.c.	One or more layers, any combination, min. 1-inch	Min. 0.625-inch DensDeck StormX Prime	Drill-Tec XHD Fastener with Drill-Tec 3 in. Ribbed Galvalume Plate (Flat) 	1 per 2.7 ft ²	TPOFB-XF1	-82.5
S-398.	Min. 22 ga., Type B, min. 55 ksi steel; 6 ft span, #12 HWH Tekes 5, 6" o.c.	One or more layers, any combination, min. 1-inch	Min. 0.625-inch DensDeck StormX Prime	Drill-Tec XHD Fastener with Drill-Tec 3 in. Ribbed Galvalume Plate (Flat) 	1 per 1.8 ft ²	TPOFB-XF1	-97.5
S-399.	Min. 22 ga., Type B, min. 55 ksi steel; 6 ft span, #12 HWH Tekes 5, 6" o.c.	One or more layers, any combination, min. 1-inch	Min. 0.625-inch DensDeck StormX Prime	Drill-Tec XHD Fastener with Drill-Tec 3 in. Ribbed Galvalume Plate (Flat) 	1 per 1.8 ft ²	TPOFB-XF1	-127.5

TABLE 2E: STEEL OR STRUCTURAL CONCRETE DECKS - NEW CONSTRUCTION, REROOF (TEAR-OFF) OR RECOVER
SYSTEM TYPE C-1: MECHANICALLY ATTACHED INSULATION, BONDED ROOF COVER

System No.	Deck‡ (Note 1)	Base Insulation Layer (Note 13)	Top Insulation Layer			Roof Cover (Note 15)	MDP (psf)
			Type	Fasten (Note 11)	Attach		
S-400.	Min. 22 ga., Type B, min. 55 ksi steel; 6 ft span, #12 HWH TekS 5, 6" o.c.	One or more layers, any combination, min. 1-inch	Min. 0.625-inch DensDeck StormX Prime	Drill-Tec XHD Fastener with Drill-Tec 3 in. Ribbed Galvalume Plate (Flat) 	1 per 1.3 ft ²	TPOFB-XF1	-135.0
S-401.	Min. 22 ga., Type B, min. 55 ksi steel; 6 ft span, #12 HWH TekS 5, 6" o.c.	One or more layers, any combination, min. 1-inch	Min. 0.625-inch DensDeck StormX Prime	Drill-Tec XHD Fastener with Drill-Tec 3 in. Ribbed Galvalume Plate (Flat) 	1 per 1.3 ft ²	TPOFB-XF1	-142.5

‡NOTE: As-tested steel deck performance under [Testing Application Standard](#) TAS 114, Appendix J indicates steel deck at max. 6 ft spans attached with 5/8" diameter puddle welds spaced 6" o.c. may be substituted for #12 HWH TekS 5 screws in the Table 2E assemblies to a maximum design pressure of -82.5 psf. Note 1.

**TABLE 2F: STEEL OR STRUCTURAL CONCRETE DECKS - NEW CONSTRUCTION, REROOF (TEAR-OFF) OR RECOVER
SYSTEM TYPE C-1: MECHANICALLY ATTACHED INSULATION, BONDED BASE AND CAP PLY**

System No.	Deck (Note 1)	Base Insulation Layer (Note 13)	Top Insulation Layer			Roof Cover (Note 15)		MDP (psf)
			Type	Fasten (Note 11)	Attach	Base Ply	Cap Ply	
ASPHALT-APPLIED BASE PLY:								
S-402.	Min. 22 ga., Type B, Grade 33 steel or structural concrete	(Optional) One or more layers, any combination	Min. 0.375-inch SECUROCK Gypsum-Fiber Roof Board	Drill-Tec #12 Fastener (steel only), Drill-Tec #12 DP Fastener (steel only), Drill-Tec #12 DPH Fastener (steel only), Drill-Tec #14 Fastener or Drill-Tec #14 HD Fastener with Drill-Tec 3" Standard Steel Plate, Drill-Tec 3 in. Ribbed Galvalume Plate (Flat), Drill-Tec AccuTrac Flat Plate or Drill-Tec 3" Flat Steel Plate	1 per 4.0 ft ²	SBS-AA	TPOFB-HA1 or TPOFBHA2, TPOFB-LO1 or TPOFB-LO2 (12-inch o.c.), TPOFB-OB1, TPOFB-OB2, TPOFB-XF1 or TPOFB-XF2	-45.0*
S-403.	Min. 22 ga., Type B, Grade 33 steel or structural concrete	(Optional) One or more layers, any combination	Min. 0.25-inch SECUROCK Gypsum-Fiber Roof Board	Drill-Tec #12 Fastener (steel only), Drill-Tec #12 DP Fastener (steel only), Drill-Tec #12 DPH Fastener (steel only), Drill-Tec #14 Fastener or Drill-Tec #14 HD Fastener with Drill-Tec 3" Standard Steel Plate, Drill-Tec 3 in. Ribbed Galvalume Plate (Flat), Drill-Tec AccuTrac Flat Plate or Drill-Tec 3" Flat Steel Plate	1 per 3.2 ft ²	SBS-AA	TPOFB-HA1 or TPOFBHA2, TPOFB-LO1 or TPOFB-LO2 (12-inch o.c.), TPOFB-OB1, TPOFB-OB2, TPOFB-XF1 or TPOFB-XF2	-45.0*
S-404.	Min. 22 ga., Type B, Grade 33 steel; 6 ft spans, #12 HWH Tek 5, 6" o.c. or structural concrete	(Optional) One or more layers, any combination	Min. 0.25-inch SECUROCK Gypsum-Fiber Roof Board	Drill-Tec #12 Fastener (steel only), Drill-Tec #12 DP Fastener (steel only), Drill-Tec #12 DPH Fastener (steel only), Drill-Tec #14 Fastener or Drill-Tec #14 HD Fastener with Drill-Tec 3" Standard Steel Plate, Drill-Tec AccuTrac Flat Plate or Drill-Tec 3" Flat Steel Plate	1 per 1.6 ft ²	SBS-AA	TPOFB-HA1 or TPOFBHA2, TPOFB-LO1 or TPOFB-LO2 (12-inch o.c.), TPOFB-OB1, TPOFB-OB2, TPOFB-XF1 or TPOFB-XF2	-52.5
S-405.	Min. 22 ga., Type B, Grade 33 steel; 6 ft spans, #12 HWH Tek 5, 6" o.c. or structural concrete	(Optional) One or more layers, any combination	Min. 0.375-inch SECUROCK Gypsum-Fiber Roof Board	Drill-Tec #12 Fastener (steel only), Drill-Tec #12 DP Fastener (steel only), Drill-Tec #12 DPH Fastener (steel only), Drill-Tec #14 Fastener or Drill-Tec #14 HD Fastener with Drill-Tec 3" Standard Steel Plate, Drill-Tec 3 in. Ribbed Galvalume Plate (Flat), Drill-Tec AccuTrac Flat Plate or Drill-Tec 3" Flat Steel Plate	1 per 1.3 ft ²	SBS-AA	TPOFB-HA1 or TPOFBHA2, TPOFB-LO1 or TPOFB-LO2 (12-inch o.c.), TPOFB-OB1, TPOFB-OB2, TPOFB-XF1 or TPOFB-XF2	-60.0
TORCH-APPLIED BASE PLY:								
S-406.	Min. 22 ga., Type B, Grade 33 steel or structural concrete	(Optional) One or more layers, any combination	Min. 0.375-inch SECUROCK Gypsum-Fiber Roof Board	Drill-Tec #12 Fastener (steel only), Drill-Tec #12 DP Fastener (steel only), Drill-Tec #12 DPH Fastener (steel only), Drill-Tec #14 Fastener or Drill-Tec #14 HD Fastener with Drill-Tec 3" Standard Steel Plate, Drill-Tec 3 in. Ribbed Galvalume Plate (Flat), Drill-Tec AccuTrac Flat Plate or Drill-Tec 3" Flat Steel Plate	1 per 4.0 ft ²	SBS-TA	TPOFB-HA1 or TPOFBHA2, TPOFB-LO1 or TPOFB-LO2 (12-inch o.c.), TPOFB-OB1, TPOFB-OB2, TPOFB-XF1 or TPOFB-XF2	-45.0*
S-407.	Min. 22 ga., Type B, Grade 33 steel or structural concrete	(Optional) One or more layers, any combination	Min. 0.25-inch SECUROCK Gypsum-Fiber Roof Board	Drill-Tec #12 Fastener (steel only), Drill-Tec #12 DP Fastener (steel only), Drill-Tec #12 DPH Fastener (steel only), Drill-Tec #14 Fastener or Drill-Tec #14 HD Fastener with Drill-Tec 3" Standard Steel Plate, Drill-Tec 3 in. Ribbed Galvalume Plate (Flat), Drill-Tec AccuTrac Flat Plate or Drill-Tec 3" Flat Steel Plate	1 per 3.2 ft ²	SBS-TA	TPOFB-HA1 or TPOFBHA2, TPOFB-LO1 or TPOFB-LO2 (12-inch o.c.), TPOFB-OB1, TPOFB-OB2, TPOFB-XF1 or TPOFB-XF2	-45.0*
S-408.	Min. 22 ga., Type B, Grade 33 steel; 6 ft spans, #12 HWH Tek 5, 6" o.c. or structural concrete	(Optional) One or more layers, any combination	Min. 0.25-inch SECUROCK Gypsum-Fiber Roof Board	Drill-Tec #12 Fastener (steel only), Drill-Tec #12 DP Fastener (steel only), Drill-Tec #12 DPH Fastener (steel only), Drill-Tec #14 Fastener or Drill-Tec #14 HD Fastener with Drill-Tec 3" Standard Steel Plate, Drill-Tec AccuTrac Flat Plate or Drill-Tec 3" Flat Steel Plate	1 per 1.6 ft ²	SBS-TA	TPOFB-HA1 or TPOFBHA2, TPOFB-LO1 or TPOFB-LO2 (12-inch o.c.), TPOFB-OB1, TPOFB-OB2, TPOFB-XF1 or TPOFB-XF2	-52.5
S-409.	Min. 22 ga., type B, Grade 40 steel; 6 ft span, 5/8-inch puddle welds 6" o.c. or structural concrete	One or more layers, any combination, loose laid	Min. 0.25-inch DensDeck Prime or SECUROCK Gypsum-Fiber Roof Board	Note 2	1 per 1.45 ft ²	SBS-TA	TPOFB-HA1 or TPOFBHA2, TPOFB-LO1 or TPOFB-LO2 (12-inch o.c.), TPOFB-OB1, TPOFB-OB2, TPOFB-XF1 or TPOFB-XF2	-60.0

**TABLE 2F: STEEL OR STRUCTURAL CONCRETE DECKS - NEW CONSTRUCTION, REROOF (TEAR-OFF) OR RECOVER
SYSTEM TYPE C-1: MECHANICALLY ATTACHED INSULATION, BONDED BASE AND CAP PLY**

System No.	Deck (Note 1)	Base Insulation Layer (Note 13)	Top Insulation Layer			Roof Cover (Note 15)		MDP (psf)
			Type	Fasten (Note 11)	Attach	Base Ply	Cap Ply	
S-410.	Min. 22 ga., Type B, Grade 33 steel; 6 ft spans, #12 HWH Tekes 5, 6" o.c. or structural concrete	(Optional) One or more layers, any combination	Min. 0.375-inch SECUROCK Gypsum-Fiber Roof Board	Drill-Tec #12 Fastener (steel only), Drill-Tec #12 DP Fastener (steel only), Drill-Tec #12 DPH Fastener (steel only), Drill-Tec #14 Fastener or Drill-Tec #14 HD Fastener with Drill-Tec 3" Standard Steel Plate, Drill-Tec 3 in. Ribbed Galvalume Plate (Flat), Drill-Tec AccuTrac Flat Plate or Drill-Tec 3" Flat Steel Plate	1 per 1.3 ft ²	SBS-TA	TPOFB-HA1 or TPOFBHA2, TPOFB-LO1 or TPOFB-LO2 (12-inch o.c.), TPOFB-OB1, TPOFB-OB2, TPOFB-XF1 or TPOFB-XF2	-60.0
SELF-ADHERING BASE PLY:								
S-411.	Min. 22 ga., Type B, Grade 33 steel or structural concrete	(Optional) One or more layers, any combination	Min. 0.375-inch SECUROCK Gypsum-Fiber Roof Board	Drill-Tec #12 Fastener (steel only), Drill-Tec #12 DP Fastener (steel only), Drill-Tec #12 DPH Fastener (steel only), Drill-Tec #14 Fastener or Drill-Tec #14 HD Fastener with Drill-Tec 3" Standard Steel Plate, Drill-Tec 3 in. Ribbed Galvalume Plate (Flat), Drill-Tec AccuTrac Flat Plate or Drill-Tec 3" Flat Steel Plate	1 per 4.0 ft ²	SBS-SA	TPOFB-HA1 or TPOFBHA2, TPOFB-LO1 or TPOFB-LO2 (12-inch o.c.), TPOFB-OB1, TPOFB-OB2, TPOFB-XF1 or TPOFB-XF2	-45.0*
S-412.	Min. 22 ga., Type B, Grade 33 steel or structural concrete	(Optional) One or more layers, any combination	Min. 0.25-inch SECUROCK Gypsum-Fiber Roof Board	Drill-Tec #12 Fastener (steel only), Drill-Tec #12 DP Fastener (steel only), Drill-Tec #12 DPH Fastener (steel only), Drill-Tec #14 Fastener or Drill-Tec #14 HD Fastener with Drill-Tec 3" Standard Steel Plate, Drill-Tec 3 in. Ribbed Galvalume Plate (Flat), Drill-Tec AccuTrac Flat Plate or Drill-Tec 3" Flat Steel Plate	1 per 3.2 ft ²	SBS-SA	TPOFB-HA1 or TPOFBHA2, TPOFB-LO1 or TPOFB-LO2 (12-inch o.c.), TPOFB-OB1, TPOFB-OB2, TPOFB-XF1 or TPOFB-XF2	-45.0*
S-413.	Min. 22 ga., Type B, Grade 33 steel; 6 ft spans, #12 HWH Tekes 5, 6" o.c. or structural concrete	(Optional) One or more layers, any combination	Min. 0.25-inch SECUROCK Gypsum-Fiber Roof Board	Drill-Tec #12 Fastener (steel only), Drill-Tec #12 DP Fastener (steel only), Drill-Tec #12 DPH Fastener (steel only), Drill-Tec #14 Fastener or Drill-Tec #14 HD Fastener with Drill-Tec 3" Standard Steel Plate, Drill-Tec AccuTrac Flat Plate or Drill-Tec 3" Flat Steel Plate	1 per 1.6 ft ²	SBS-SA	TPOFB-HA1 or TPOFBHA2, TPOFB-LO1 or TPOFB-LO2 (12-inch o.c.), TPOFB-OB1, TPOFB-OB2, TPOFB-XF1 or TPOFB-XF2	-52.5
S-414.	Min. 22 ga., Type B, Grade 33 steel; 6 ft spans, #12 HWH Tekes 5, 6" o.c. or structural concrete	(Optional) One or more layers, any combination	Min. 0.375-inch SECUROCK Gypsum-Fiber Roof Board	Drill-Tec #12 Fastener (steel only), Drill-Tec #12 DP Fastener (steel only), Drill-Tec #12 DPH Fastener (steel only), Drill-Tec #14 Fastener or Drill-Tec #14 HD Fastener with Drill-Tec 3" Standard Steel Plate, Drill-Tec 3 in. Ribbed Galvalume Plate (Flat), Drill-Tec AccuTrac Flat Plate or Drill-Tec 3" Flat Steel Plate	1 per 1.3 ft ²	SBS-SA	TPOFB-HA1 or TPOFBHA2, TPOFB-LO1 or TPOFB-LO2 (12-inch o.c.), TPOFB-OB1, TPOFB-OB2, TPOFB-XF1 or TPOFB-XF2	-60.0

**TABLE 2G: STEEL OR STRUCTURAL CONCRETE DECKS - NEW CONSTRUCTION, REROOF (TEAR-OFF) OR RECOVER
SYSTEM TYPE C-1A: THERMAL BARRIER WITH VAPOR BARRIER, MECHANICALLY ATTACHED INSULATION, BONDED ROOF COVER**

System No.	Deck‡ (Note 1)	Base Insulation Layer	Top Insulation Layer			Roof Cover (Note 15)	MDP (psf)
			Type	Fasten (Note 11)	Attach		
EVERGUARD FREEDOM TPO:							
S-415.	Min. 22 ga., Type B, Grade 33 steel or structural concrete	Min. 0.625-inch DensDeck Prime or min. 0.5-inch SECUROCK Gypsum-Fiber Roof Board, loose-laid, covered with GAF SA Vapor Retarder or GAF SA Vapor Retarder XL	Min. 1.5-inch EnergyGuard Polyiso Insulation, EnergyGuard Ultra Polyiso Insulation, EnergyGuard Polyiso-HD Composite Insulation, Ultra HD Composite Insulation, EnergyGuard RA or EnergyGuard RN	Note 2 (no recessed plate)	1 per 2.0 ft ²	TPOFDM-SA	-45.0*
S-416.	Min. 22 ga., Type B, Grade 33 steel or structural concrete	Min. 0.625-inch DensDeck Prime or min. 0.5-inch SECUROCK Gypsum-Fiber Roof Board, loose-laid, covered with GAF SA Vapor Retarder or GAF SA Vapor Retarder XL	Min. 2-inch EnergyGuard Ultra Polyiso Insulation, EnergyGuard Polyiso-HD Composite Insulation, Ultra HD Composite Insulation, EnergyGuard RA or EnergyGuard RN	Note 2 (no recessed plate)	1 per 4.0 ft ²	TPOFDM-SA	-45.0*
S-417.	Min. 22 ga., Type B, Grade 33 steel or structural concrete	Min. 0.625-inch DensDeck Prime or min. 0.5-inch SECUROCK Gypsum-Fiber Roof Board, loose-laid, covered with GAF SA Vapor Retarder or GAF SA Vapor Retarder XL	Min. 1.5-inch EnergyGuard Polyiso Insulation, EnergyGuard Ultra Polyiso Insulation, EnergyGuard RA, EnergyGuard RH or EnergyGuard RN, loose laid, followed by min. 0.25-inch SECUROCK Gypsum-Fiber Roof Board	Note 2 (no recessed plate)	1 per 2.0 ft ²	TPOFDM-SA	-45.0*
S-418.	Min. 22 ga., Type B, Grade 33 steel or structural concrete	Min. 0.625-inch DensDeck Prime or min. 0.5-inch SECUROCK Gypsum-Fiber Roof Board, loose-laid, covered with GAF SA Vapor Retarder or GAF SA Vapor Retarder XL	Min. 1.5-inch EnergyGuard RH, loose laid, followed by min. 0.5-inch EnergyGuard RH HD Polyiso Insulation, EnergyGuard HD Polyiso Cover Board or EnergyGuard HD Plus Polyiso Cover Board	Note 2 (no recessed plate)	1 per 2.0 ft ²	TPOFDM-SA	-45.0*
S-419.	Min. 22 ga., Type B, Grade 33 steel; 6 ft spans, #12 HWH Tekes 5, 6" o.c. or structural concrete	Min. 0.625-inch DensDeck Prime or min. 0.5-inch SECUROCK Gypsum-Fiber Roof Board, loose-laid, covered with GAF SA Vapor Retarder or GAF SA Vapor Retarder XL	Min. 2-inch EnergyGuard Ultra Polyiso Insulation, EnergyGuard Polyiso-HD Composite Insulation, Ultra HD Composite Insulation, EnergyGuard RA or EnergyGuard RN	Note 2 (#14) (no recessed plate)	1 per 2.0 ft ²	TPOFDM-SA	-52.5
EVERGUARD SA TPO:							
S-420.	Min. 22 ga., Type B, Grade 33 steel or min. 2,500 psi structural concrete	Min. 0.625-inch DensDeck Prime or min. 0.5-inch SECUROCK Gypsum-Fiber Roof Board, loose-laid, covered with GAF SA Vapor Retarder or GAF SA Vapor Retarder XL	Min. 1.5-inch EnergyGuard Ultra Polyiso Insulation, EnergyGuard Polyiso-HD Composite Insulation, Ultra HD Composite Insulation or EnergyGuard RA	Note 2 (no recessed plate)	1 per 2.0 ft ²	TPO-SA	-45.0*
S-421.	Min. 22 ga., Type B, Grade 33 steel or min. 2,500 psi structural concrete	Min. 0.625-inch DensDeck Prime or min. 0.5-inch SECUROCK Gypsum-Fiber Roof Board, loose-laid, covered with GAF SA Vapor Retarder or GAF SA Vapor Retarder XL	Min. 2-inch EnergyGuard Ultra Polyiso Insulation, EnergyGuard Polyiso-HD Composite Insulation, Ultra HD Composite Insulation or EnergyGuard RA	Note 2 (no recessed plate)	1 per 4.0 ft ²	TPO-SA	-45.0*
S-422.	Min. 22 ga., Type B, Grade 33 steel or min. 2,500 psi structural concrete	Min. 0.625-inch DensDeck Prime or min. 0.5-inch SECUROCK Gypsum-Fiber Roof Board, loose-laid, covered with GAF SA Vapor Retarder or GAF SA Vapor Retarder XL	Min. 1.5-inch EnergyGuard Polyiso Insulation, EnergyGuard Ultra Polyiso Insulation, EnergyGuard RA, EnergyGuard RH or EnergyGuard RN, loose laid, followed by min. 0.25-inch SECUROCK Gypsum-Fiber Roof Board	Note 2 (no recessed plate)	1 per 2.0 ft ²	TPO-SA	-45.0*
S-423.	Min. 22 ga., Type B, Grade 33 steel or min. 2,500 psi structural concrete	Min. 0.625-inch DensDeck Prime or min. 0.5-inch SECUROCK Gypsum-Fiber Roof Board, loose-laid, covered with GAF SA Vapor Retarder or GAF SA Vapor Retarder XL	Min. 1.5-inch EnergyGuard RH, loose laid, followed by min. 0.5-inch EnergyGuard HD Polyiso Cover Board or EnergyGuard HD Plus Polyiso Cover Board	Note 2 (no recessed plate)	1 per 2.0 ft ²	TPO-SA	-45.0*
S-424.	Min. 22 ga., Type B, Grade 33 steel; 6 ft spans, #12 HWH Tekes 5, 6" o.c. or structural concrete	Min. 0.625-inch DensDeck Prime or min. 0.5-inch SECUROCK Gypsum-Fiber Roof Board, loose-laid, covered with GAF SA Vapor Retarder or GAF SA Vapor Retarder XL	Min. 2-inch EnergyGuard RA	Note 2 (#14) (no recessed plate)	1 per 2.0 ft ²	TPO-SA	-52.5
EVERGUARD TPO / EVERGUARD TPO 1121 BONDING ADHESIVE OR EVERGUARD TPO 3-SQUARE LOW VOC BONDING ADHESIVE:							

**TABLE 2G: STEEL OR STRUCTURAL CONCRETE DECKS - NEW CONSTRUCTION, REROOF (TEAR-OFF) OR RECOVER
SYSTEM TYPE C-1A: THERMAL BARRIER WITH VAPOR BARRIER, MECHANICALLY ATTACHED INSULATION, BONDED ROOF COVER**

System No.	Deck‡ (Note 1)	Base Insulation Layer	Top Insulation Layer			Roof Cover (Note 15)	MDP (psf)
			Type	Fasten (Note 11)	Attach		
S-425.	Min. 22 ga., Type B, Grade 33 steel or structural concrete	Min. 0.625-inch DensDeck Prime or min. 0.5-inch SECUROCK Gypsum-Fiber Roof Board, loose-laid, covered with GAF SA Vapor Retarder or GAF SA Vapor Retarder XL	Min. 1.5-inch EnergyGuard Polyiso Insulation, EnergyGuard Ultra Polyiso Insulation, EnergyGuard Polyiso-HD Composite Insulation, Ultra HD Composite Insulation, EnergyGuard RA, EnergyGuard RH or EnergyGuard RN	Note 2	1 per 2.0 ft ²	TPO-1121 or TPO-3SQ	-45.0*
S-426.	Min. 22 ga., Type B, Grade 33 steel or structural concrete	Min. 0.625-inch DensDeck Prime or min. 0.5-inch SECUROCK Gypsum-Fiber Roof Board, loose-laid, covered with GAF SA Vapor Retarder or GAF SA Vapor Retarder XL	Min. 2-inch EnergyGuard Ultra Polyiso Insulation, EnergyGuard Polyiso-HD Composite Insulation, Ultra HD Composite Insulation, EnergyGuard RA, EnergyGuard RH or EnergyGuard RN	Note 2	1 per 4.0 ft ²	TPO-1121 or TPO-3SQ	-45.0*
S-427.	Min. 22 ga., Type B, Grade 33 steel or structural concrete	Min. 0.625-inch DensDeck Prime or min. 0.5-inch SECUROCK Gypsum-Fiber Roof Board, loose-laid, covered with GAF SA Vapor Retarder or GAF SA Vapor Retarder XL	Min. 1.5-inch EnergyGuard Polyiso Insulation, EnergyGuard Ultra Polyiso Insulation, EnergyGuard RA, EnergyGuard RH or EnergyGuard RN, loose laid, followed by min. 0.25-inch DensDeck Prime or SECUROCK Gypsum-Fiber Roof Board	Note 2	1 per 2.0 ft ²	TPO-1121 or TPO-3SQ	-45.0*
S-428.	Min. 22 ga., Type B, Grade 33 steel or structural concrete	Min. 0.625-inch DensDeck Prime or min. 0.5-inch SECUROCK Gypsum-Fiber Roof Board, loose-laid, covered with GAF SA Vapor Retarder or GAF SA Vapor Retarder XL	Min. 1.5-inch EnergyGuard Polyiso Insulation, EnergyGuard Ultra Polyiso Insulation, EnergyGuard RA, EnergyGuard RH or EnergyGuard RN, loose laid, followed by min. 0.5-inch DensDeck Prime	Note 2	1 per 3.2 ft ²	TPO-1121 or TPO-3SQ	-45.0*
S-429.	Min. 22 ga., Type B, Grade 33 steel or structural concrete	Min. 0.625-inch DensDeck Prime or min. 0.5-inch SECUROCK Gypsum-Fiber Roof Board, loose-laid, covered with GAF SA Vapor Retarder or GAF SA Vapor Retarder XL	Min. 1.5-inch EnergyGuard Polyiso Insulation, EnergyGuard Ultra Polyiso Insulation, EnergyGuard RA, EnergyGuard RH or EnergyGuard RN, loose laid, followed by min. 0.625-inch DensDeck Prime	Note 2	1 per 4.0 ft ²	TPO-1121 or TPO-3SQ	-45.0*
S-430.	Min. 22 ga., Type B, Grade 33 steel or structural concrete	Min. 0.625-inch DensDeck Prime or min. 0.5-inch SECUROCK Gypsum-Fiber Roof Board, loose-laid, covered with GAF SA Vapor Retarder or GAF SA Vapor Retarder XL	Min. 1.5-inch EnergyGuard RH, loose laid, followed by min. 0.5-inch EnergyGuard RH HD Polyiso Insulation, EnergyGuard HD Polyiso Cover Board or EnergyGuard HD Plus Polyiso Cover Board	Note 2	1 per 2.0 ft ²	TPO-1121 or TPO-3SQ	-45.0*
S-431.	Min. 22 ga., Type B, Grade 33 steel; 6 ft spans, #12 HWH Tek 5, 6" o.c. or structural concrete	Min. 0.625-inch DensDeck Prime or min. 0.5-inch SECUROCK Gypsum-Fiber Roof Board, loose-laid, covered with GAF SA Vapor Retarder or GAF SA Vapor Retarder XL	Min. 1.5-inch EnergyGuard Polyiso Insulation, EnergyGuard Ultra Polyiso Insulation, EnergyGuard RA, EnergyGuard RH or EnergyGuard RN, loose laid, followed by min. 0.25-inch DensDeck Prime	Note 2	1 per 1.45 ft ²	TPO-3SQ or TPO-6SQ	-52.5
S-432.	Min. 22 ga., Type B, Grade 33 steel; 6 ft spans, #12 HWH Tek 5, 6" o.c. or structural concrete	Min. 0.625-inch DensDeck Prime or min. 0.5-inch SECUROCK Gypsum-Fiber Roof Board, loose-laid, covered with GAF SA Vapor Retarder or GAF SA Vapor Retarder XL	Min. 1.5-inch EnergyGuard Polyiso Insulation, EnergyGuard Ultra Polyiso Insulation, EnergyGuard RA, EnergyGuard RH or EnergyGuard RN, loose laid, followed by min. 0.25-inch SECUROCK Gypsum-Fiber Roof Board	Note 2	1 per 1.6 ft ²	TPO-3SQ or TPO-6SQ	-52.5
EVERGUARD TPO / EVERGUARD WB181 BONDING ADHESIVE:							
S-433.	Min. 22 ga., Type B, Grade 33 steel or structural concrete	Min. 0.625-inch DensDeck Prime or min. 0.5-inch SECUROCK Gypsum-Fiber Roof Board, loose-laid, covered with GAF SA Vapor Retarder or GAF SA Vapor Retarder XL	Min. 1.5-inch EnergyGuard Polyiso Insulation, EnergyGuard Ultra Polyiso Insulation, EnergyGuard Polyiso-HD Composite Insulation, Ultra HD Composite Insulation, EnergyGuard RA, EnergyGuard RH or EnergyGuard RN	Note 2	1 per 2.0 ft ²	TPO-WB	-45.0*

**TABLE 2G: STEEL OR STRUCTURAL CONCRETE DECKS - NEW CONSTRUCTION, REROOF (TEAR-OFF) OR RECOVER
SYSTEM TYPE C-1A: THERMAL BARRIER WITH VAPOR BARRIER, MECHANICALLY ATTACHED INSULATION, BONDED ROOF COVER**

System No.	Deck‡ (Note 1)	Base Insulation Layer	Top Insulation Layer			Roof Cover (Note 15)	MDP (psf)
			Type	Fasten (Note 11)	Attach		
S-434.	Min. 22 ga., Type B, Grade 33 steel or structural concrete	Min. 0.625-inch DensDeck Prime or min. 0.5-inch SECUROCK Gypsum-Fiber Roof Board, loose-laid, covered with GAF SA Vapor Retarder or GAF SA Vapor Retarder XL	Min. 2-inch EnergyGuard Ultra Polyiso Insulation, EnergyGuard Polyiso-HD Composite Insulation, Ultra HD Composite Insulation, EnergyGuard RA, EnergyGuard RH or EnergyGuard RN	Note 2	1 per 4.0 ft ²	TPO-WB	-45.0*
S-435.	Min. 22 ga., Type B, Grade 33 steel or structural concrete	Min. 0.625-inch DensDeck Prime or min. 0.5-inch SECUROCK Gypsum-Fiber Roof Board, loose-laid, covered with GAF SA Vapor Retarder or GAF SA Vapor Retarder XL	Min. 1.5-inch EnergyGuard Polyiso Insulation, EnergyGuard Ultra Polyiso Insulation, EnergyGuard RA, EnergyGuard RH or EnergyGuard RN, loose laid, followed by min. 0.25-inch DensDeck Prime or SECUROCK Gypsum-Fiber Roof Board	Note 2	1 per 2.0 ft ²	TPO-WB	-45.0*
S-436.	Min. 22 ga., Type B, Grade 33 steel or structural concrete	Min. 0.625-inch DensDeck Prime or min. 0.5-inch SECUROCK Gypsum-Fiber Roof Board, loose-laid, covered with GAF SA Vapor Retarder or GAF SA Vapor Retarder XL	Min. 1.5-inch EnergyGuard Polyiso Insulation, EnergyGuard Ultra Polyiso Insulation, EnergyGuard RA, EnergyGuard RH or EnergyGuard RN, loose laid, followed by min. 0.5-inch DensDeck Prime	Note 2	1 per 3.2 ft ²	TPO-WB	-45.0*
S-437.	Min. 22 ga., Type B, Grade 33 steel or structural concrete	Min. 0.625-inch DensDeck Prime or min. 0.5-inch SECUROCK Gypsum-Fiber Roof Board, loose-laid, covered with GAF SA Vapor Retarder or GAF SA Vapor Retarder XL	Min. 1.5-inch EnergyGuard Polyiso Insulation, EnergyGuard Ultra Polyiso Insulation, EnergyGuard RA, EnergyGuard RH or EnergyGuard RN, loose laid, followed by min. 0.625-inch DensDeck Prime	Note 2	1 per 4.0 ft ²	TPO-WB	-45.0*
S-438.	Min. 22 ga., Type B, Grade 33 steel or structural concrete	Min. 0.625-inch DensDeck Prime or min. 0.5-inch SECUROCK Gypsum-Fiber Roof Board, loose-laid, covered with GAF SA Vapor Retarder or GAF SA Vapor Retarder XL	Min. 1.5-inch EnergyGuard RH, loose laid, followed by min. 0.5-inch EnergyGuard RH HD Polyiso Insulation, EnergyGuard HD Polyiso Cover Board or EnergyGuard HD Plus Polyiso Cover Board	Note 2	1 per 2.0 ft ²	TPO-WB	-45.0*
S-439.	Min. 22 ga., Type B, Grade 33 steel; 6 ft spans, #12 HWH Tek 5, 6" o.c. or structural concrete	Min. 0.625-inch DensDeck Prime or min. 0.5-inch SECUROCK Gypsum-Fiber Roof Board, loose-laid, covered with GAF SA Vapor Retarder or GAF SA Vapor Retarder XL	Min. 1.5-inch EnergyGuard Polyiso Insulation, EnergyGuard Ultra Polyiso Insulation, EnergyGuard RA, EnergyGuard RH or EnergyGuard RN, loose laid, followed by min. 0.25-inch DensDeck Prime	Note 2	1 per 1.45 ft ²	TPO-WB	-52.5
S-440.	Min. 22 ga., Type B, Grade 33 steel; 6 ft spans, #12 HWH Tek 5, 6" o.c. or structural concrete	Min. 0.625-inch DensDeck Prime or min. 0.5-inch SECUROCK Gypsum-Fiber Roof Board, loose-laid, covered with GAF SA Vapor Retarder or GAF SA Vapor Retarder XL	Min. 1.5-inch EnergyGuard Polyiso Insulation, EnergyGuard Ultra Polyiso Insulation, EnergyGuard RA, EnergyGuard RH or EnergyGuard RN, loose laid, followed by min. 0.25-inch SECUROCK Gypsum-Fiber Roof Board	Note 2	1 per 1.6 ft ²	TPO-WB	-52.5
EVERGUARD TPO / EVERGUARD TPO 6-SQUARE LOW VOC BONDING ADHESIVE OR EVERGUARD TPO 3-SQUARE LOW VOC BONDING ADHESIVE:							
S-441.	Min. 22 ga., Type B, Grade 33 steel or structural concrete	Min. 0.625-inch DensDeck Prime or min. 0.5-inch SECUROCK Gypsum-Fiber Roof Board, loose-laid, covered with GAF SA Vapor Retarder or GAF SA Vapor Retarder XL	Min. 1.5-inch EnergyGuard Polyiso Insulation, EnergyGuard Ultra Polyiso Insulation, EnergyGuard Polyiso-HD Composite Insulation, Ultra HD Composite Insulation, EnergyGuard RA, EnergyGuard RH or EnergyGuard RN	Note 2	1 per 2.0 ft ²	TPO-3SQ or TPO-6SQ	-45.0*
S-442.	Min. 22 ga., Type B, Grade 33 steel or structural concrete	Min. 0.625-inch DensDeck Prime or min. 0.5-inch SECUROCK Gypsum-Fiber Roof Board, loose-laid, covered with GAF SA Vapor Retarder or GAF SA Vapor Retarder XL	Min. 2-inch EnergyGuard Ultra Polyiso Insulation, EnergyGuard Polyiso-HD Composite Insulation, Ultra HD Composite Insulation, EnergyGuard RA, EnergyGuard RH or EnergyGuard RN	Note 2	1 per 4.0 ft ²	TPO-3SQ or TPO-6SQ	-45.0*

**TABLE 2G: STEEL OR STRUCTURAL CONCRETE DECKS - NEW CONSTRUCTION, REROOF (TEAR-OFF) OR RECOVER
SYSTEM TYPE C-1A: THERMAL BARRIER WITH VAPOR BARRIER, MECHANICALLY ATTACHED INSULATION, BONDED ROOF COVER**

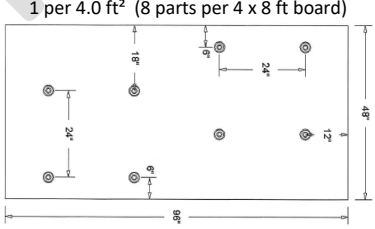
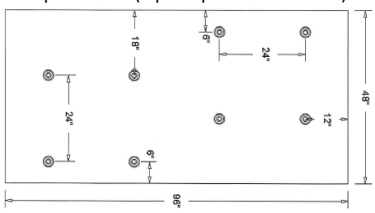
System No.	Deck‡ (Note 1)	Base Insulation Layer	Top Insulation Layer			Roof Cover (Note 15)	MDP (psf)
			Type	Fasten (Note 11)	Attach		
S-443.	Min. 22 ga., Type B, Grade 33 steel or structural concrete	Min. 0.625-inch DensDeck Prime or min. 0.5-inch SECUROCK Gypsum-Fiber Roof Board, loose-laid, covered with GAF SA Vapor Retarder or GAF SA Vapor Retarder XL	Min. 1.5-inch EnergyGuard Polyiso Insulation, EnergyGuard Ultra Polyiso Insulation, EnergyGuard RA, EnergyGuard RH or EnergyGuard RN, loose laid, followed by min. 0.25-inch DensDeck Prime or SECUROCK Gypsum-Fiber Roof Board	Note 2	1 per 2.0 ft²	TPO-3SQ or TPO-6SQ	-45.0*
S-444.	Min. 22 ga., Type B, Grade 33 steel or structural concrete	Min. 0.625-inch DensDeck Prime or min. 0.5-inch SECUROCK Gypsum-Fiber Roof Board, loose-laid, covered with GAF SA Vapor Retarder or GAF SA Vapor Retarder XL	Min. 1.5-inch EnergyGuard Polyiso Insulation, EnergyGuard Ultra Polyiso Insulation, EnergyGuard RA, EnergyGuard RH or EnergyGuard RN, loose laid, followed by min. 0.5-inch DensDeck Prime	Note 2	1 per 3.2 ft²	TPO-3SQ or TPO-6SQ	-45.0*
S-445.	Min. 22 ga., Type B, Grade 33 steel or structural concrete	Min. 0.625-inch DensDeck Prime or min. 0.5-inch SECUROCK Gypsum-Fiber Roof Board, loose-laid, covered with GAF SA Vapor Retarder or GAF SA Vapor Retarder XL	Min. 1.5-inch EnergyGuard Polyiso Insulation, EnergyGuard Ultra Polyiso Insulation, EnergyGuard RA, EnergyGuard RH or EnergyGuard RN, loose laid, followed by min. 0.625-inch DensDeck Prime	Note 2	1 per 4.0 ft²	TPO-3SQ or TPO-6SQ	-45.0*
S-446.	Min. 22 ga., Type B, Grade 33 steel or structural concrete	Min. 0.625-inch DensDeck Prime or min. 0.5-inch SECUROCK Gypsum-Fiber Roof Board, loose-laid, covered with GAF SA Vapor Retarder or GAF SA Vapor Retarder XL	Min. 1.5-inch EnergyGuard RH, loose laid, followed by min. 0.5-inch EnergyGuard RH HD Polyiso Insulation, EnergyGuard HD Polyiso Cover Board or EnergyGuard HD Plus Polyiso Cover Board	Note 2	1 per 2.0 ft²	TPO-3SQ or TPO-6SQ	-45.0*
S-447.	Min. 22 ga., Type B, Grade 33 steel; 6 ft spans, #12 HWH Tek 5, 6" o.c. or structural concrete	Min. 0.625-inch DensDeck Prime or min. 0.5-inch SECUROCK Gypsum-Fiber Roof Board, loose-laid, covered with GAF SA Vapor Retarder or GAF SA Vapor Retarder XL	Min. 1.5-inch EnergyGuard Polyiso Insulation, EnergyGuard Ultra Polyiso Insulation, EnergyGuard RA, EnergyGuard RH or EnergyGuard RN, loose laid, followed by min. 0.25-inch DensDeck Prime	Note 2	1 per 1.45 ft²	TPO-3SQ or TPO-6SQ	-52.5
S-448.	Min. 22 ga., Type B, Grade 33 steel; 6 ft spans, #12 HWH Tek 5, 6" o.c. or structural concrete	Min. 0.625-inch DensDeck Prime or min. 0.5-inch SECUROCK Gypsum-Fiber Roof Board, loose-laid, covered with GAF SA Vapor Retarder or GAF SA Vapor Retarder XL	Min. 1.5-inch EnergyGuard Polyiso Insulation, EnergyGuard Ultra Polyiso Insulation, EnergyGuard RA, EnergyGuard RH or EnergyGuard RN, loose laid, followed by min. 0.25-inch SECUROCK Gypsum-Fiber Roof Board	Note 2	1 per 1.6 ft²	TPO-3SQ or TPO-6SQ	-52.5
EVERGUARD TPO FLEECE-BACK MEMBRANE IN EVERGUARD WB181 BONDING ADHESIVE:							
S-449.	Min. 22 ga., Type B, Grade 33 steel or structural concrete	Min. 0.625-inch DensDeck Prime or min. 0.5-inch SECUROCK Gypsum-Fiber Roof Board, loose-laid, covered with GAF SA Vapor Retarder or GAF SA Vapor Retarder XL	Min. 1.5-inch EnergyGuard Polyiso Insulation, EnergyGuard Ultra Polyiso Insulation, EnergyGuard Polyiso-HD Composite Insulation, Ultra HD Composite Insulation, EnergyGuard RA, EnergyGuard RH or EnergyGuard RN	Note 2	1 per 2.0 ft²	TPOFB-WB	-45.0*
S-450.	Min. 22 ga., Type B, Grade 33 steel or structural concrete	Min. 0.625-inch DensDeck Prime or min. 0.5-inch SECUROCK Gypsum-Fiber Roof Board, loose-laid, covered with GAF SA Vapor Retarder or GAF SA Vapor Retarder XL	Min. 2-inch EnergyGuard Ultra Polyiso Insulation, EnergyGuard Polyiso-HD Composite Insulation, Ultra HD Composite Insulation, EnergyGuard RA, EnergyGuard RH or EnergyGuard RN	Note 2	1 per 4.0 ft²	TPOFB-WB	-45.0*
S-451.	Min. 22 ga., Type B, Grade 33 steel or structural concrete	Min. 0.625-inch DensDeck Prime or min. 0.5-inch SECUROCK Gypsum-Fiber Roof Board, loose-laid, covered with GAF SA Vapor Retarder or GAF SA Vapor Retarder XL	Min. 1.5-inch EnergyGuard Polyiso Insulation, EnergyGuard Ultra Polyiso Insulation, EnergyGuard RA, EnergyGuard RH or EnergyGuard RN, loose laid, followed by min. 0.25-inch DensDeck Prime or SECUROCK Gypsum-Fiber Roof Board	Note 2	1 per 2.0 ft²	TPOFB-WB	-45.0*

**TABLE 2G: STEEL OR STRUCTURAL CONCRETE DECKS - NEW CONSTRUCTION, REROOF (TEAR-OFF) OR RECOVER
SYSTEM TYPE C-1A: THERMAL BARRIER WITH VAPOR BARRIER, MECHANICALLY ATTACHED INSULATION, BONDED ROOF COVER**

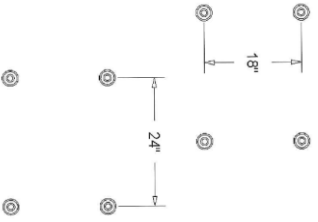
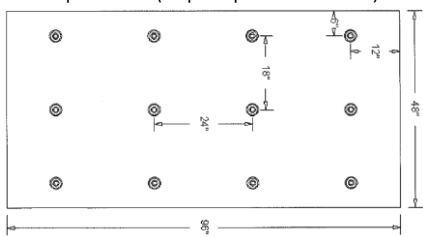
System No.	Deck‡ (Note 1)	Base Insulation Layer	Top Insulation Layer			Roof Cover (Note 15)	MDP (psf)
			Type	Fasten (Note 11)	Attach		
S-452.	Min. 22 ga., Type B, Grade 33 steel or structural concrete	Min. 0.625-inch DensDeck Prime or min. 0.5-inch SECUROCK Gypsum-Fiber Roof Board, loose-laid, covered with GAF SA Vapor Retarder or GAF SA Vapor Retarder XL	Min. 1.5-inch EnergyGuard Polyiso Insulation, EnergyGuard Ultra Polyiso Insulation, EnergyGuard RA, EnergyGuard RH or EnergyGuard RN, loose laid, followed by min. 0.5-inch DensDeck Prime	Note 2	1 per 3.2 ft ²	TPOFB-WB	-45.0*
S-453.	Min. 22 ga., Type B, Grade 33 steel or structural concrete	Min. 0.625-inch DensDeck Prime or min. 0.5-inch SECUROCK Gypsum-Fiber Roof Board, loose-laid, covered with GAF SA Vapor Retarder or GAF SA Vapor Retarder XL	Min. 1.5-inch EnergyGuard Polyiso Insulation, EnergyGuard Ultra Polyiso Insulation, EnergyGuard RA, EnergyGuard RH or EnergyGuard RN, loose laid, followed by min. 0.625-inch DensDeck Prime	Note 2	1 per 4.0 ft ²	TPOFB-WB	-45.0*
S-454.	Min. 22 ga., Type B, Grade 33 steel; 6 ft spans, #12 HWH Tek 5, 6" o.c. or structural concrete	Min. 0.625-inch DensDeck Prime or min. 0.5-inch SECUROCK Gypsum-Fiber Roof Board, loose-laid, covered with GAF SA Vapor Retarder or GAF SA Vapor Retarder XL	Min. 1.5-inch EnergyGuard Polyiso Insulation, EnergyGuard Ultra Polyiso Insulation, EnergyGuard RA, EnergyGuard RH or EnergyGuard RN, loose laid, followed by min. 0.25-inch DensDeck Prime	Note 2	1 per 1.45 ft ²	TPOFB-WB	-52.5
S-455.	Min. 22 ga., Type B, Grade 33 steel; 6 ft spans, #12 HWH Tek 5, 6" o.c. or structural concrete	Min. 0.625-inch DensDeck Prime or min. 0.5-inch SECUROCK Gypsum-Fiber Roof Board, loose-laid, covered with GAF SA Vapor Retarder or GAF SA Vapor Retarder XL	Min. 1.5-inch EnergyGuard Polyiso Insulation, EnergyGuard Ultra Polyiso Insulation, EnergyGuard RA, EnergyGuard RH or EnergyGuard RN, loose laid, followed by min. 0.25-inch SECUROCK Gypsum-Fiber Roof Board	Note 2	1 per 1.6 ft ²	TPOFB-WB	-52.5
EVERGUARD TPO FLEECE-BACK MEMBRANE OR EVERGUARD TPO FLEECE-BACK MEMBRANE 100, 115 OR 135 IN LRF ADHESIVE M OR LRF ADHESIVE O:							
S-456.	Min. 22 ga., Type B, Grade 33 steel or structural concrete	Min. 0.625-inch DensDeck Prime or min. 0.5-inch SECUROCK Gypsum-Fiber Roof Board, loose-laid, covered with GAF SA Vapor Retarder or GAF SA Vapor Retarder XL	Min. 1.5-inch EnergyGuard Ultra Polyiso Insulation, EnergyGuard Polyiso-HD Composite Insulation, Ultra HD Composite Insulation, EnergyGuard RA, EnergyGuard RH or EnergyGuard RN	Note 2	1 per 2.9 ft ²	TPOFB-LM1, TPOFB-LM2, TPOFB-LO1 or TPOFB-LO2 (12-inch o.c.)	-45.0*
S-457.	Min. 22 ga., Type B, Grade 33 steel or structural concrete	Min. 0.625-inch DensDeck Prime or min. 0.5-inch SECUROCK Gypsum-Fiber Roof Board, loose-laid, covered with GAF SA Vapor Retarder or GAF SA Vapor Retarder XL	Min. 1.5-inch EnergyGuard Polyiso Insulation, EnergyGuard Ultra Polyiso Insulation, EnergyGuard RA, EnergyGuard RH or EnergyGuard RN, loose laid, followed by min. 0.25-inch DensDeck Prime or SECUROCK Gypsum-Fiber Roof Board	Note 2	1 per 2.0 ft ²	TPOFB-LO1 or TPOFB-LO2 (12-inch o.c.)	-45.0*
S-458.	Min. 22 ga., Type B, Grade 33 steel or structural concrete	Min. 0.625-inch DensDeck Prime or min. 0.5-inch SECUROCK Gypsum-Fiber Roof Board, loose-laid, covered with GAF SA Vapor Retarder or GAF SA Vapor Retarder XL	Min. 1.5-inch EnergyGuard Polyiso Insulation, EnergyGuard Ultra Polyiso Insulation, EnergyGuard RA, EnergyGuard RH or EnergyGuard RN, loose laid, followed by min. 0.25-inch SECUROCK Gypsum-Fiber Roof Board	Note 2	1 per 2.0 ft ²	TPOFB-LM1 or TPOFB-LM2 (12-inch o.c.)	-45.0*
S-459.	Min. 22 ga., Type B, Grade 33 steel; 6 ft spans, #12 HWH Tek 5, 6" o.c. or structural concrete	Min. 0.625-inch DensDeck Prime or min. 0.5-inch SECUROCK Gypsum-Fiber Roof Board, loose-laid, covered with GAF SA Vapor Retarder or GAF SA Vapor Retarder XL	Min. 1.5-inch EnergyGuard Polyiso Insulation, EnergyGuard Ultra Polyiso Insulation, EnergyGuard Polyiso-HD Composite Insulation or Ultra HD Composite Insulation,	Note 2	1 per 1.3 ft ²	TPOFB-LM1, TPOFB-LM2, TPOFB-LO1 or TPOFB-LO2 (12-inch o.c.)	-60.0

‡NOTE: As-tested steel deck performance under [Testing Application Standard](#) TAS 114, Appendix J indicates steel deck at max. 6 ft spans attached with 5/8" diameter puddle welds spaced 6" o.c. may be substituted for #12 HWH Tek 5 screws in the Table 2G assemblies to a maximum design pressure of -82.5 psf. Note 1.

**TABLE 2H: STEEL OR STRUCTURAL CONCRETE DECKS - NEW CONSTRUCTION, REROOF (TEAR-OFF) OR RECOVER
SYSTEM TYPE C-2: MECHANICALLY ATTACHED INSULATION, INDUCTION WELDED ROOF COVER**

System No.	Deck† (Note 1)	Insulation Layer (Note 13)	Attachment		Roof Cover (Note 15B)	MDP (psf)
			Fastener (Note 11)	Density		
S-460.	Min. 22 ga., type B, Grade 33 steel	One or more layers, any combination, 4 x 8 ft board; (Tread Safe = min. 2-inch thick insulation)	Drill-Tec XHD Fastener with Drill-Tec RhinoBond TPO XHD Plate or Drill-Tec RhinoBond TPO XHD Tread Safe Plate	1 per 5.3 ft ² (6 parts per 4 x 8 ft board) Fastener located in each of the four corners of the board and at mid-span of the 96-inch length. Fasteners are 6-inches from the board's long edge and 12- and 48-inches from the board's short edge.	EverGuard TPO induction welded with RhinoBond Portable Bonding Tool, per manufacturer's published instructions.	-45.0*
S-461.	Min. 2,500 psi structural concrete	One or more layers, any combination, 4 x 8 ft board	Drill-Tec #14 and Drill-Tec RhinoBond TPO XHD Plate	1 per 5.3 ft ² (6 parts per 4 x 8 ft board) Fastener located in each of the four corners of the board and at mid-span of the 96-inch length. Fasteners are 6-inches from the board's long edge and 12- and 48-inches from the board's short edge.	EverGuard TPO induction welded with RhinoBond Portable Bonding Tool, per manufacturer's published instructions.	-45.0*
S-462.	Min. 22 ga., type B, Grade 33 steel	One or more layers, any combination, 4 x 4 ft board; (Tread Safe = min. 2-inch thick insulation)	Drill-Tec XHD Fastener with Drill-Tec RhinoBond TPO XHD Plate or Drill-Tec RhinoBond TPO XHD Tread Safe Plate	1 per 4.0 ft ² (4 parts per 4 x 4 ft board) Fastener located in each of the four corners of the board. Fasteners are 12-inch from the board edges.	EverGuard TPO induction welded with RhinoBond Portable Bonding Tool, per manufacturer's published instructions.	-45.0*
S-463.	Min. 2,500 psi structural concrete	One or more layers, any combination, 4 x 4 ft board	Drill-Tec #14 and Drill-Tec RhinoBond TPO XHD Plate	1 per 4.0 ft ² (4 parts per 4 x 4 ft board) Fastener located in each of the four corners of the board. Fasteners are 12-inch from the board edges.	EverGuard TPO induction welded with RhinoBond Portable Bonding Tool, per manufacturer's published instructions.	-45.0*
S-464.	Min. 22 ga., Type B, Grade 80 steel; 6 ft spans, #12 HWH Tek's 5, 6" o.c.	One or more layers, any combination, prelim. attach (Note 5) (Tread Safe = min. 2-inch thick insulation)	Drill-Tec XHD Fastener with Drill-Tec RhinoBond TPO XHD Plate or Drill-Tec RhinoBond TPO XHD Tread Safe Plate	Max. 12-inch o.c. in rows spaced max. 60-inch o.c.	EverGuard TPO induction welded with RhinoBond Portable Bonding Tool, per manufacturer's published instructions.	-45.0
S-465.	Min. 20 ga., Type B, Grade 33 steel; 7' spans, 5/8" puddle weld 6" o.c.	One or more layers, any combination, 4 x 8 ft board; (Tread Safe = min. 2-inch thick insulation)	Drill-Tec XHD Fastener with Drill-Tec RhinoBond TPO XHD Plate or Drill-Tec RhinoBond TPO XHD Tread Safe Plate	1 per 4.0 ft ² (8 parts per 4 x 8 ft board) 	EverGuard TPO induction welded with RhinoBond Portable Bonding Tool, per manufacturer's published instructions.	-52.5
S-466.	Min. 22 ga., Type B, Grade 33 steel; 6 ft spans, 5/8" puddle weld 6" o.c.	One or more layers, any combination, 4 x 8 ft board; (Tread Safe = min. 2-inch thick insulation)	Drill-Tec XHD Fastener with Drill-Tec RhinoBond TPO XHD Plate or Drill-Tec RhinoBond TPO XHD Tread Safe Plate	1 per 4.0 ft ² (8 parts per 4 x 8 ft board) 	EverGuard TPO induction welded with RhinoBond Portable Bonding Tool, per manufacturer's published instructions.	-60.0

**TABLE 2H: STEEL OR STRUCTURAL CONCRETE DECKS - NEW CONSTRUCTION, REROOF (TEAR-OFF) OR RECOVER
SYSTEM TYPE C-2: MECHANICALLY ATTACHED INSULATION, INDUCTION WELDED ROOF COVER**

System No.	Deck† (Note 1)	Insulation Layer (Note 13)	Attachment		Roof Cover (Note 15B)	MDP (psf)
			Fastener (Note 11)	Density		
S-467.	Min. 22 ga., type B, Grade 33 steel; 6 ft spans, #12 HWH Tekes 5, 6" o.c.	One or more layers, any combination	Drill-Tec SXHD and Drill-Tec RhinoBond TPO SXHD Plate	24 x 24 inch grid	EverGuard TPO induction welded with RhinoBond Portable Bonding Tool, per manufacturer's published instructions.	-60.0
S-468.	Min. 2,500 psi structural concrete	One or more layers, any combination	Drill-Tec #14 and Drill-Tec RhinoBond TPO XHD Plate	24 x 24 inch grid	EverGuard TPO induction welded with RhinoBond Portable Bonding Tool, per manufacturer's published instructions.	-60.0
S-469.	Min. 22 ga., Type B, Grade 33 steel; 6 ft spans, two (2) #12 HWH Tekes 5 with 0.75" washers, 6" o.c.	One or more layers, any combination, prelim. attach (Note 5) (Tread Safe = min. 2-inch thick insulation)	Drill-Tec XHD Fastener with Drill-Tec RhinoBond TPO XHD Plate or Drill-Tec RhinoBond TPO XHD Tread Safe Plate	Max. 6-inch o.c. in rows spaced max. 72-inch o.c.	EverGuard TPO induction welded with RhinoBond Portable Bonding Tool, per manufacturer's published instructions.	-67.5
S-470.	Min. 22 ga., type B, Grade 33 steel; 6 ft spans, 5/8" puddle welds 6" o.c.	One or more layers, any combination (Tread Safe = min. 2-inch thick insulation)	Drill-Tec XHD Fastener with Drill-Tec RhinoBond TPO XHD Plate or Drill-Tec RhinoBond TPO XHD Tread Safe Plate	1 per 2.7 ft ² (12 parts per 4 x 8 ft board) Fasteners are 6-, 24- and 42-inches from the board's long edge and 12-, 36-, 60- and 84-inches from the board's short edge.	EverGuard TPO induction welded with RhinoBond Portable Bonding Tool, per manufacturer's published instructions.	-67.5
S-471.	Min. 22 ga., type B, Grade 40 steel; 6 ft span; 5/8" puddle welds, 6" o.c.	One or more layers, any combination, (Tread Safe = min. 2-inch)	Drill-Tec XHD Fastener with Drill-Tec RhinoBond TPO XHD Plate or Drill-Tec RhinoBond TPO XHD Tread Safe Plate	18 x 24 inch staggered grid 	EverGuard TPO induction welded with RhinoBond Portable Bonding Tool, per manufacturer's published instructions.	-82.5
S-472.	Min. 22 ga., type B, Grade 40 steel; Hilti X-HSN 24, 6" o.c.	One or more layers, any combination, (Tread Safe = min. 2-inch)	Drill-Tec XHD Fastener with Drill-Tec RhinoBond TPO XHD Plate or Drill-Tec RhinoBond TPO XHD Tread Safe Plate	1 per 2.7 ft ² (12 parts per 4 x 8 ft board) 	EverGuard TPO induction welded with RhinoBond Portable Bonding Tool, per manufacturer's published instructions.	-82.5
S-473.	Min. 22 ga., type B, Grade 80 steel; 6 ft spans, 6 ft spans, two (2) #12 HWH Tekes 5 with 0.75" washers, 6" o.c.	One or more layers, any combination, prelim. attach (Note 5) (Tread Safe = min. 2-inch thick insulation)	Drill-Tec XHD Fastener with Drill-Tec RhinoBond TPO XHD Plate or Drill-Tec RhinoBond TPO XHD Tread Safe Plate	Max. 6-inch o.c. in rows spaced max. 72-inch o.c.	EverGuard TPO induction welded with RhinoBond Portable Bonding Tool, per manufacturer's published instructions.	-97.5

**TABLE 2H: STEEL OR STRUCTURAL CONCRETE DECKS - NEW CONSTRUCTION, REROOF (TEAR-OFF) OR RECOVER
SYSTEM TYPE C-2: MECHANICALLY ATTACHED INSULATION, INDUCTION WELDED ROOF COVER**

System No.	Deck† (Note 1)	Insulation Layer (Note 13)	Attachment		Roof Cover (Note 15B)	MDP (psf)
			Fastener (Note 11)	Density		
S-474.	Min. 22 ga., type B, Grade 60 steel; 6 ft span, 5/8" puddle welds, 6" o.c.	One or more layers, any combination, min. 2-inch	Drill-Tec XHD Fastener with Drill-Tec RhinoBond TPO XHD Plate or Drill-Tec RhinoBond TPO XHD Tread Safe Plate	18 x 16 inch grid, staggered 6-inch	EverGuard TPO induction welded with RhinoBond Portable Bonding Tool, per manufacturer's published instructions.	-105.0

† NOTE: As-tested steel deck performance under [Testing Application Standard](#) TAS 114, Appendix J indicates steel deck at max. 6 ft spans attached with 5/8" diameter puddle welds spaced 6" o.c. may be substituted for #12 HWH Tek screws in the Table 2H assemblies up to a maximum design pressure of -67.5 psf. Note 1.

**TABLE 2I: STEEL OR STRUCTURAL CONCRETE DECKS - NEW CONSTRUCTION, REROOF (TEAR-OFF) OR RECOVER
SYSTEM TYPE D-1: MECHANICALLY ATTACHED ROOF COVER**

System No.	Deck (Note 1)	Insulation (Note 13)		Separator Sheet (Optional)	Roof Cover (Note 15A)			MDP (psf)
		Type	Attach (Note 5)		Membrane	Fastener (Note 11)	Attachment	
EVERGUARD TPO:								
S-475.	Min. 22 ga., type B, Grade 33 steel; 6 ft spans, #12 HWH Tek 5, 6" o.c.	One or more layers, any combination, min. 1.5-inch	Prelim. attach	EverGuard Polymat Separation Layer (3 oz/yd ²) or Polymat Cushioning Layer (6 oz/yd ²)	EverGuard TPO	Drill-Tec XHD Fastener or Drill-Tec #15 EHD Fastener with Drill-Tec 2 in. Double Barbed XHD Plate, Drill-Tec 2 3/8 in. Barbed XHD Plate, Drill-Tec 2.4" Barbed Seam Plate or Drill-Tec 2.4" Scoop Seam Plate, Drill-Tec #15 DF Fastener with Drill-Tec 2-3/8" DF Barbed Seam Plate or Drill-Tec SXHD Fastener with Drill-Tec 2 3/4 in. Barbed SXHD Plate	12-inch o.c. within 6-inch wide laps spaced 54-inch o.c. and sealed with a 1.5-inch heat weld.	-45.0
S-476.	Min. 22 ga., type B, Grade 40 steel; Hilti X-HSN 24, 6" o.c.	One or more layers, any combination, min. 1-inch	Prelim. attach	EverGuard Polymat Separation Layer (3 oz/yd ²) or Polymat Cushioning Layer (6 oz/yd ²)	EverGuard TPO	Drill-Tec XHD Fastener with Drill-Tec 2 in. Double Barbed XHD Plate	12-inch o.c. within 6-inch wide laps spaced 66-inch o.c. and sealed with a 1.5-inch heat weld.	-45.0
S-477.	Min. 22 ga., type B, Grade 33 steel; 6 ft spans, #12 HWH Tek 5, 6" o.c.	One or more layers, any combination, min. 1-inch	Prelim. attach	EverGuard Polymat Separation Layer (3 oz/yd ²) or Polymat Cushioning Layer (6 oz/yd ²)	EverGuard TPO	Drill-Tec SXHD Fastener with Drill-Tec 2 3/4 in. Barbed SXHD Plate	12-inch o.c. within 6-inch wide laps spaced 90-inch o.c. and sealed with a 1.5-inch heat weld.	-45.0
S-478.	Min. 20 ga., type B, Grade 33 steel; 6 ft spans, 5/8" puddle welds 6" o.c.	One or more layers, any combination, min. 1-inch	Prelim. attach	EverGuard Polymat Separation Layer (3 oz/yd ²) or Polymat Cushioning Layer (6 oz/yd ²)	EverGuard TPO	Drill-Tec XHD Fastener with Drill-Tec 2 3/4 in. Barbed SXHD Plate	12-inch o.c. within 6-inch wide laps spaced 90-inch o.c. and sealed with a 1.5-inch heat weld.	-45.0
S-479.	Min. 22 ga., type B, Grade 80 steel; 6 ft spans, #12 HWH Tek 5, 6" o.c.	One or more layers, any combination, min. 1.5-inch	Prelim. attach	EverGuard Polymat Separation Layer (3 oz/yd ²) or Polymat Cushioning Layer (6 oz/yd ²)	EverGuard TPO	Drill-Tec XHD Fastener or Drill-Tec #15 EHD Fastener with Drill-Tec 2 3/8 in. Barbed XHD Plate, Drill-Tec 2.4" Barbed Seam Plate or Drill-Tec 2.4" Scoop Seam Plate or Drill-Tec #15 DF Fastener with Drill-Tec 2-3/8" DF Barbed Seam Plate	6-inch o.c. within 5-inch wide laps spaced 114.5-inch o.c. and sealed with a 1.75-inch heat weld.	-45.0
S-480.	Min. 22 ga., type B, Grade 80 steel; 6 ft spans, #12 HWH Tek 5 or 5/8" puddle welds 6" o.c.	One or more layers, any combination, min. 1-inch	Prelim. attach	EverGuard Polymat Separation Layer (3 oz/yd ²) or Polymat Cushioning Layer (6 oz/yd ²)	EverGuard TPO	Drill-Tec SXHD Fastener with Drill-Tec 2 3/4 in. Barbed SXHD Plate	12-inch o.c. within 6-inch wide laps spaced 114-inch o.c. and sealed with a 1.5-inch heat weld.	-45.0

TABLE 2I: STEEL OR STRUCTURAL CONCRETE DECKS - NEW CONSTRUCTION, REROOF (TEAR-OFF) OR RECOVER
SYSTEM TYPE D-1: MECHANICALLY ATTACHED ROOF COVER

System No.	Deck (Note 1)	Insulation (Note 13)		Separator Sheet (Optional)	Roof Cover (Note 15A)			MDP (psf)
		Type	Attach (Note 5)		Membrane	Fastener (Note 11)	Attachment	
S-481.	Min. 22 ga., type B, Grade 60 steel; 6 ft span; 5/8" puddle welds, 6" o.c.	One or more layers, any combination, min. 1-inch	Prelim. attach	EverGuard Polymat Separation Layer (3 oz/yd ²) or Polymat Cushioning Layer (6 oz/yd ²)	EverGuard TPO	Drill-Tec XHD Fastener or Drill-Tec #15 EHD Fastener with Drill-Tec 2 in. Double Barbed XHD Plate, Drill-Tec 2 3/8 in. Barbed XHD Plate, Drill-Tec 2.4" Barbed Seam Plate or Drill-Tec 2.4" Scoop Seam Plate, Drill-Tec #15 DF Fastener with Drill-Tec 2-3/8" DF Barbed Seam Plate or Drill-Tec SXHD Fastener with Drill-Tec 2 3/4 in. Barbed SXHD Plate	6-inch o.c. within 6-inch wide laps spaced 138-inch o.c. and sealed with a 1.5-inch heat weld.	-45.0
S-482.	Min. 20 ga., type B, Grade 80 steel; 6 ft span; Teks 5, 6" o.c.	One or more layers, any combination, min. 1-inch	Prelim. attach	EverGuard Polymat Separation Layer (3 oz/yd ²) or Polymat Cushioning Layer (6 oz/yd ²)	EverGuard TPO	Drill-Tec XHD Fastener or Drill-Tec #15 EHD Fastener with Drill-Tec 2 in. Double Barbed XHD Plate, Drill-Tec 2 3/8 in. Barbed XHD Plate, Drill-Tec 2.4" Barbed Seam Plate or Drill-Tec 2.4" Scoop Seam Plate, Drill-Tec #15 DF Fastener with Drill-Tec 2-3/8" DF Barbed Seam Plate or Drill-Tec SXHD Fastener with Drill-Tec 2 3/4 in. Barbed SXHD Plate	6-inch o.c. within 6-inch wide laps spaced 138-inch o.c. and sealed with a 1.5-inch heat weld.	-45.0
S-483.	Min. 22 ga., type B, Grade 80 steel; 5 ft span; Teks 5, 6" o.c.	One or more layers, any combination, min. 1-inch	Prelim. attach	EverGuard Polymat Separation Layer (3 oz/yd ²) or Polymat Cushioning Layer (6 oz/yd ²)	EverGuard TPO	Drill-Tec XHD Fastener or Drill-Tec #15 EHD Fastener with Drill-Tec 2 in. Double Barbed XHD Plate, Drill-Tec 2 3/8 in. Barbed XHD Plate, Drill-Tec 2.4" Barbed Seam Plate or Drill-Tec 2.4" Scoop Seam Plate, Drill-Tec #15 DF Fastener with Drill-Tec 2-3/8" DF Barbed Seam Plate or Drill-Tec SXHD Fastener with Drill-Tec 2 3/4 in. Barbed SXHD Plate	6-inch o.c. within 6-inch wide laps spaced 138-inch o.c. and sealed with a 1.5-inch heat weld.	-45.0
S-484.	Min. 18 ga., type B, Grade 33 steel; 4.5 ft span; Teks 5, 6" o.c.	One or more layers, any combination, min. 1-inch	Prelim. attach	EverGuard Polymat Separation Layer (3 oz/yd ²) or Polymat Cushioning Layer (6 oz/yd ²)	EverGuard TPO	Drill-Tec XHD Fastener or Drill-Tec #15 EHD Fastener with Drill-Tec 2 in. Double Barbed XHD Plate, Drill-Tec 2 3/8 in. Barbed XHD Plate, Drill-Tec 2.4" Barbed Seam Plate or Drill-Tec 2.4" Scoop Seam Plate, Drill-Tec #15 DF Fastener with Drill-Tec 2-3/8" DF Barbed Seam Plate or Drill-Tec SXHD Fastener with Drill-Tec 2 3/4 in. Barbed SXHD Plate	6-inch o.c. within 6-inch wide laps spaced 138-inch o.c. and sealed with a 1.5-inch heat weld.	-45.0
S-485.	Structural concrete	One or more layers, any combination, min. 1-inch	Prelim. attach	EverGuard Polymat Separation Layer (3 oz/yd ²) or Polymat Cushioning Layer (6 oz/yd ²)	EverGuard TPO	Drill-Tec #14 Fastener or Drill-Tec #14 HD Fastener with Drill-Tec 2-3/8 in. Barbed XHD Plate, Drill-Tec Eyehook AccuSeam Plate, Drill-Tec 2 in. Double Barbed XHD Plate, Drill-Tec 2 3/4 in. Barbed SXHD Plate, Drill-Tec 2.4" Barbed Seam Plate or Drill-Tec 2.4" Scoop Seam Plate	6-inch o.c. within 6-inch wide laps spaced 138-inch o.c. and sealed with a 1.5-inch heat weld.	-45.0
S-486.	Min. 22 ga., type B, Grade 40 steel; Hilti X-HSN 24, 6" o.c.	One or more layers, any combination, min. 1-inch	Prelim. attach	EverGuard Polymat Separation Layer (3 oz/yd ²) or Polymat Cushioning Layer (6 oz/yd ²)	EverGuard TPO	Drill-Tec XHD Fastener with Drill-Tec 2 in. Double Barbed XHD Plate	12-inch o.c. within 6-inch wide laps spaced 54-inch o.c. and sealed with a 1.5-inch heat weld.	-52.5
S-487.	Min. 22 ga., type B, Grade 40 steel; 5/8" puddle welds or Hilti X-HSN 24, 6" o.c.	One or more layers, any combination, min. 1-inch	Prelim. attach	EverGuard Polymat Separation Layer (3 oz/yd ²) or Polymat Cushioning Layer (6 oz/yd ²)	EverGuard TPO	Drill-Tec XHD Fastener with Drill-Tec 2 3/4 in. Barbed SXHD Plate	12-inch o.c. within 6-inch wide laps spaced 66-inch o.c. and sealed with a 1.5-inch heat weld.	-52.5

TABLE 2I: STEEL OR STRUCTURAL CONCRETE DECKS - NEW CONSTRUCTION, REROOF (TEAR-OFF) OR RECOVER
SYSTEM TYPE D-1: MECHANICALLY ATTACHED ROOF COVER

System No.	Deck (Note 1)	Insulation (Note 13)		Separator Sheet (Optional)	Roof Cover (Note 15A)			MDP (psf)
		Type	Attach (Note 5)		Membrane	Fastener (Note 11)	Attachment	
S-488.	Min. 22 ga., type B, Grade 33 steel; 6 ft spans, #12 HWH Tek 5 or 5/8" puddle welds 6" o.c.	One or more layers, any combination, min. 1-inch	Prelim. attach	EverGuard Polymat Separation Layer (3 oz/yd ²) or Polymat Cushioning Layer (6 oz/yd ²)	EverGuard TPO	Drill-Tec XHD Fastener or Drill-Tec #15 EHD Fastener with Drill-Tec 2-3/8 in. Barbed XHD Plate, Drill-Tec Eyehook AccuSeam Plate, Drill-Tec 2 in. Double Barbed XHD Plate, Drill-Tec 2.4" Barbed Seam Plate or Drill-Tec 2.4" Scoop Seam Plate or Drill-Tec #15 DF Fastener with Drill-Tec 2-3/8" DF Barbed Seam Plate	6-inch o.c. within 6-inch wide laps spaced 114-inch o.c. and sealed with a 1.5-inch heat weld.	-52.5
S-489.	Structural concrete	One or more layers, any combination, min. 1.5-inch	Prelim. attach or OB500	EverGuard Polymat Separation Layer (3 oz/yd ²) or Polymat Cushioning Layer (6 oz/yd ²)	EverGuard TPO	Drill-Tec #14 Fastener, Drill-Tec #14 HD Fastener or Drill-Tec CD-10 fasteners with Drill-Tec 2 in. Double Barbed XHD Plate, Drill-Tec 2-3/8 in. Barbed XHD Plate, Drill-Tec Eyehook AccuSeam Plate, Drill-Tec 2.4" Barbed Seam Plate or Drill-Tec 2.4" Scoop Seam Plate	6-inch o.c. within 6-inch wide laps spaced 114-inch o.c. and sealed with a 1.5-inch heat weld.	-52.5
S-490.	Min. 22 ga., type B, Grade 80 steel; 6 ft spans, #12 HWH Tek 5, 6" o.c.	One or more layers, any combination, min. 1.5-inch	Prelim. attach	EverGuard Polymat Separation Layer (3 oz/yd ²) or Polymat Cushioning Layer (6 oz/yd ²)	EverGuard TPO	Drill-Tec XHD Fastener or Drill-Tec #15 EHD Fastener with Drill-Tec 2-3/8 in. Barbed XHD Plate, Drill-Tec 2 in. Double Barbed XHD Plate, Drill-Tec 2.4" Barbed Seam Plate or Drill-Tec 2.4" Scoop Seam Plate or Drill-Tec #15 DF Fastener with Drill-Tec 2-3/8" DF Barbed Seam Plate	6-inch o.c. within 5-inch wide laps spaced 115-inch o.c. and sealed with a 1.5-inch heat weld.	-52.5
S-491.	Min. 18 ga., type B, Grade 80 steel; 6 ft span; Tek 5, 6" o.c.	One or more layers, any combination, min. 1-inch	Prelim. attach	EverGuard Polymat Separation Layer (3 oz/yd ²) or Polymat Cushioning Layer (6 oz/yd ²)	EverGuard TPO	Drill-Tec XHD Fastener or Drill-Tec SXHD Fastener with Drill-Tec 2 3/4 in. Barbed SXHD Plate	6-inch o.c. within 6-inch wide laps spaced 138-inch o.c. and sealed with a 1.5-inch heat weld.	-52.5
S-492.	Min. 20 ga., type B, Grade 80 steel; 5.5 ft span; Tek 5, 6" o.c.	One or more layers, any combination, min. 1-inch	Prelim. attach	EverGuard Polymat Separation Layer (3 oz/yd ²) or Polymat Cushioning Layer (6 oz/yd ²)	EverGuard TPO	Drill-Tec XHD Fastener or Drill-Tec SXHD Fastener with Drill-Tec 2 3/4 in. Barbed SXHD Plate	6-inch o.c. within 6-inch wide laps spaced 138-inch o.c. and sealed with a 1.5-inch heat weld.	-52.5
S-493.	Min. 22 ga., type B, Grade 80 steel; 4.5 ft span; Tek 5, 6" o.c.	One or more layers, any combination, min. 1-inch	Prelim. attach	EverGuard Polymat Separation Layer (3 oz/yd ²) or Polymat Cushioning Layer (6 oz/yd ²)	EverGuard TPO	Drill-Tec XHD Fastener or Drill-Tec SXHD Fastener with Drill-Tec 2 3/4 in. Barbed SXHD Plate	6-inch o.c. within 6-inch wide laps spaced 138-inch o.c. and sealed with a 1.5-inch heat weld.	-52.5
S-494.	Structural concrete	One or more layers, any combination, min. 1-inch	Prelim. attach	EverGuard Polymat Separation Layer (3 oz/yd ²) or Polymat Cushioning Layer (6 oz/yd ²)	EverGuard TPO	Drill-Tec #14 Fastener with Drill-Tec 2 3/4 in. Barbed SXHD Plate	6-inch o.c. within 6-inch wide laps spaced 138-inch o.c. and sealed with a 1.5-inch heat weld.	-52.5
S-495.	Min. 22 ga., type B, Grade 40 steel; 5/8" puddle welds or Hilti X-HSN 24, 6" o.c.	One or more layers, any combination, min. 1-inch	Prelim. attach	EverGuard Polymat Separation Layer (3 oz/yd ²) or Polymat Cushioning Layer (6 oz/yd ²)	EverGuard TPO	Drill-Tec XHD Fastener with Drill-Tec 2 3/4 in. Barbed SXHD Plate	12-inch o.c. within 6-inch wide laps spaced 54-inch o.c. and sealed with a 1.5-inch heat weld.	-60.0
S-496.	Min. 22 ga., type B, Grade 33 steel; 6 ft spans, #12 HWH Tek 5, 6" o.c.	One or more layers, any combination, min. 1.5-inch	Prelim. attach	EverGuard Polymat Separation Layer (3 oz/yd ²) or Polymat Cushioning Layer (6 oz/yd ²)	EverGuard TPO	Drill-Tec XHD Fastener or Drill-Tec #15 EHD Fastener with Drill-Tec 2 3/8 in. Barbed XHD Plate, Drill-Tec 2.4" Barbed Seam Plate or Drill-Tec 2.4" Scoop Seam Plate or Drill-Tec #15 DF Fastener with Drill-Tec 2-3/8" DF Barbed Seam Plate	6-inch o.c. within 6-inch wide laps spaced 114-inch o.c. and sealed with a 1.5-inch heat weld.	-60.0

**TABLE 2I: STEEL OR STRUCTURAL CONCRETE DECKS - NEW CONSTRUCTION, REROOF (TEAR-OFF) OR RECOVER
SYSTEM TYPE D-1: MECHANICALLY ATTACHED ROOF COVER**

System No.	Deck (Note 1)	Insulation (Note 13)		Separator Sheet (Optional)	Roof Cover (Note 15A)			MDP (psf)
		Type	Attach (Note 5)		Membrane	Fastener (Note 11)	Attachment	
S-497.	Min. 22 ga., type B, Grade 33 steel; 6 ft spans, #12 HWH Tekes 5 or 5/8" puddle welds 6" o.c.	One or more layers, any combination, min. 1-inch	Prelim. attach	EverGuard Polymat Separation Layer (3 oz/yd ²) or Polymat Cushioning Layer (6 oz/yd ²)	EverGuard TPO	Drill-Tec XHD Fastener or Drill-Tec #15 EHD Fastener with Drill-Tec 2 3/8 in. Barbed XHD Plate, Drill-Tec 2.4" Barbed Seam Plate or Drill-Tec 2.4" Scoop Seam Plate or Drill-Tec #15 DF Fastener with Drill-Tec 2-3/8" DF Barbed Seam Plate	6-inch o.c. within 6-inch wide laps spaced 90-inch o.c. and sealed with a 1.5-inch heat weld.	-60.0
S-498.	Min. 22 ga., type B, Grade 33 steel; 6 ft spans, 5/8" puddle welds 6" o.c.	One or more layers, any combination, min. 1-inch	Prelim. attach	EverGuard Polymat Separation Layer (3 oz/yd ²) or Polymat Cushioning Layer (6 oz/yd ²)	EverGuard TPO	Drill-Tec XHD Fastener with Drill-Tec 2 3/4 in. Barbed SXHD Plate	6-inch o.c. within 6-inch wide laps spaced 114-inch o.c. and sealed with a 1.5-inch heat weld.	-67.5
S-499.	Min. 22 ga., Type B, Grade 80 steel; 6 ft spans, 5/8" puddle welds, 6" o.c.	One or more layers, any combination, min. 1-inch	Prelim. attach	EverGuard Polymat Separation Layer (3 oz/yd ²) or Polymat Cushioning Layer (6 oz/yd ²)	EverGuard TPO, min. 60-mil	Drill-Tec XHD Fastener with Drill-Tec 2-3/8 in. Barbed XHD Plate or Drill-Tec Eyehook AccuSeam Plate or Drill-Tec #15 DF Fastener with Drill-Tec 2-3/8" DF Barbed Seam Plate	6-inch o.c. atop 6-inch wide overlaps in rows spaced max. 138-inch o.c. An 8-inch wide cover strip is heat welded 1.5-inch on both sides of the fastener rows	-67.5
S-500.	Min. 18 ga., type B, Grade 33 steel; 6 ft spans, two (2) #12 HWH Tekes 5, 6" o.c.	One or more layers, min. 1.5-inch EnergyGuard Polyiso Insulation, EnergyGuard Ultra	Five (5) parts per 4x4 ft board	EverGuard Polymat Separation Layer (3 oz/yd ²) or Polymat Cushioning Layer (6 oz/yd ²)	EverGuard TPO	Drill-Tec XHD Fastener with Drill-Tec 2 in. Double Barbed XHD Plate or Drill-Tec 2-3/8 in. Barbed XHD Plate	6-inch o.c. within 6-inch wide laps spaced 114-inch o.c. and sealed with a 1.5-inch heat weld.	-90.0
EVERGUARD TPO FLEECE-BACK MEMBRANE:								
S-501.	Min. 22 ga., type B, Grade 33 steel; 6 ft spans, #12 HWH Tekes 5, 6" o.c. or structural concrete	One or more layers, any combination, min. 1.5-inch	Prelim. attach	N/A	EverGuard TPO Fleece-Back Membrane	Drill-Tec XHD Fastener (steel only), Drill-Tec #15 EHD Fastener (steel only), Drill-Tec #14 Fastener (concrete only) or Drill-Tec #14 HD Fastener (concrete only) with Drill-Tec 2 3/8 in. Barbed XHD Plate, Drill-Tec 2.4" Barbed Seam Plate or Drill-Tec 2.4" Scoop Seam Plate or Drill-Tec #15 DF Fastener (steel only) with Drill-Tec 2-3/8" DF Barbed Seam Plate	6-inch o.c. within min. 6-inch wide laps spaced 114-inch o.c. and sealed with a 1.625-inch heat weld.	-45.0
S-502.	Min. 22 ga., type B, Grade 33 steel; 6 ft spans, #12 HWH Tekes 5, 6" o.c. or structural concrete	One or more layers, any combination, min. 1.5-inch	Prelim. attach	N/A	EverGuard TPO Fleece-Back Membrane	Drill-Tec XHD Fastener (steel only), Drill-Tec #15 EHD Fastener (steel only), Drill-Tec #14 Fastener (concrete only) or Drill-Tec #14 HD Fastener (concrete only) with Drill-Tec 2 3/8 in. Barbed XHD Plate, Drill-Tec 2.4" Barbed Seam Plate or Drill-Tec 2.4" Scoop Seam Plate or Drill-Tec #15 DF Fastener (steel only) with Drill-Tec 2-3/8" DF Barbed Seam Plate	6-inch o.c. within min. 6-inch wide laps spaced 112.5-inch o.c. and sealed with a 1.625-inch heat weld.	-60.0

**TABLE 2: STEEL OR STRUCTURAL CONCRETE DECKS – NEW CONSTRUCTION, REROOF (TEAR-OFF) OR RECOVER
SYSTEM TYPE D-2: INSULATED, MECHANICALLY ATTACHED BASE SHEET, BONDED ROOF COVER**

System No.	Deck (Note 1)	Insulation Layer(s) (Note 13)		Base or Anchor Sheet			Roof Cover (Note 15)	MDP (psf)
		Type	Attach	Base	Fastener	Attach		
S-503.	Min. 22 ga., type B, Grade 33 steel or min. 2,500 psi structural concrete	One or more layers, any combination	Loose-laid	GAF StormSafe Anchor Sheet (48-inch wide)	Note 2 (no recessed plate)	12-inch o.c. at min. 4-inch laps and 12-inch o.c. in two, equally spaced, staggered center rows	TPOFDM-SA	-45.0
S-504.	Min. 22 ga., type B, Grade 33 steel; 6 ft spans, #12 HWH Tekes 5, 6" o.c. or min. 2,500 psi structural concrete	One or more layers, any combination	Loose-laid	GAF StormSafe Anchor Sheet (48-inch wide)	Note 2 (no recessed plate)	18-inch o.c. at min. 4-inch laps and 18-inch o.c. in two, equally spaced, staggered center rows	TPOFDM-SA	-52.5

FBC HVHZ

TABLE 3A: STRUCTURAL CONCRETE DECKS - NEW CONSTRUCTION OR REROOF (TEAR-OFF)
SYSTEM TYPE A-1: BONDED INSULATION, BONDED ROOF COVER*
 REFER TO [NOTE 13](#) FOR VAPOR BARRIER OPTIONS

System No.	Deck (Note 1)	Base Insulation Layer		Top Insulation Layer		Roof Cover (Note 15)	MDP (psf)*
		Type	Attach (Notes 6,7,8)	Type	Attach (Notes 6,7,8)		
EVERGUARD FREEDOM TPO:							
C-1.	Structural concrete	Min. 0.5-inch EnergyGuard Polyiso Insulation or min. 1.5-inch EnergyGuard RH	LRF-M	Min. 0.5-inch EnergyGuard RH HD Polyiso Insulation, EnergyGuard HD Polyiso Cover Board or EnergyGuard HD Plus Polyiso Cover Board or min. 1.5-inch EnergyGuard Polyiso-HD Composite Insulation or Ultra HD Composite Insulation	LRF-M	TPOFDM-SA	-97.5
C-2.	Structural concrete	Min. 1.5-inch EnergyGuard Polyiso Insulation, EnergyGuard Ultra Polyiso Insulation, EnergyGuard RA, EnergyGuard RH or EnergyGuard RN	LRF-M	Min. 0.25-inch SECUROCK Ultralight Coated Glass-Mat Roof Board	LRF-M	TPOFDM-SA	-165.0
C-3.	Structural concrete	(Optional) Min. 0.5-inch EnergyGuard Polyiso Insulation, EnergyGuard Ultra	LRF-M	Min. 1.5-inch EnergyGuard Polyiso-HD Composite Insulation	LRF-M	TPOFDM-SA	-165.0
C-4.	Structural concrete	(Optional) Min. 0.5-inch EnergyGuard Polyiso Insulation, EnergyGuard Ultra	LRF-M	Min. 1.5-inch Ultra HD Composite Insulation	LRF-M	TPOFDM-SA	-187.5
C-5.	Structural concrete	Min. 0.5-inch EnergyGuard Polyiso Insulation, EnergyGuard Ultra	LRF-M	Additional optional layers base insulation followed by Min. 0.25-inch SECUROCK Gypsum-Fiber Roof Board	LRF-M	TPOFDM-SA	-232.5
C-6.	Structural concrete	Min. 0.5-inch EnergyGuard Polyiso Insulation, EnergyGuard Ultra	LRF-M	(Optional) Additional layers of base insulation	LRF-M	TPOFDM-SA	-292.5
C-7.	Structural concrete	Min. 0.5-inch SECUROCK Ultralight Coated Glass-Mat Roof Board	LRF-M, 6-inch o.c.	None	N/A	TPOFDM-SA	-405.0
C-8.	Structural concrete	(Optional) Min. 1.5-inch EnergyGuard Polyiso Insulation or EnergyGuard RH	LRF-M Canister	Min. 0.5-inch EnergyGuard RH HD Polyiso Insulation, EnergyGuard HD Polyiso Cover Board or EnergyGuard HD Plus Polyiso Cover Board or min. 1.5-inch EnergyGuard Polyiso-HD Composite Insulation	LRF-M Canister	TPOFDM-SA	-97.5
C-9.	Structural concrete	(Optional) Min. 1.5-inch EnergyGuard Polyiso Insulation	LRF-M Canister	Min. 1.5-inch EnergyGuard Polyiso-HD Composite Insulation	LRF-M Canister	TPOFDM-SA	-165.0
C-10.	Structural concrete	(Optional) Min. 1.5-inch EnergyGuard Polyiso Insulation	LRF-M Canister	Additional optional layers base insulation followed by Min. 0.25-inch SECUROCK Gypsum-Fiber Roof Board	LRF-M Canister	TPOFDM-SA	-232.5
C-11.	Structural concrete	Min. 1.5-inch EnergyGuard Polyiso Insulation	LRF-M Canister	(Optional) Additional layers of base insulation	LRF-M Canister	TPOFDM-SA	-247.5
C-12.	Structural concrete	Min. 1.5-inch EnergyGuard Polyiso Insulation, EnergyGuard Ultra	LRF-XF	(Optional) Additional layer of base insulation	LRF-XF	TPOFDM-SA	-142.5
C-13.	Structural concrete	(Optional) Min. 0.5-inch EnergyGuard Polyiso Insulation, EnergyGuard Ultra	LRF-XF	Min. 1.5-inch EnergyGuard Polyiso-HD Composite Insulation	LRF-XF	TPOFDM-SA	-165.0
C-14.	Structural concrete	(Optional) Min. 0.5-inch EnergyGuard Polyiso Insulation, EnergyGuard Ultra	LRF-XF	Min. 1.5-inch Ultra HD Composite Insulation	LRF-XF	TPOFDM-SA	-187.5
C-15.	Structural concrete	Min. 0.5-inch EnergyGuard Polyiso Insulation, EnergyGuard Ultra	LRF-XF	Additional optional layers base insulation followed by min. 0.25-inch SECUROCK Gypsum-Fiber Roof Board	LRF-XF	TPOFDM-SA	-232.5

TABLE 3A: STRUCTURAL CONCRETE DECKS - NEW CONSTRUCTION OR REROOF (TEAR-OFF)
SYSTEM TYPE A-1: BONDED INSULATION, BONDED ROOF COVER*
 REFER TO [NOTE 13](#) FOR VAPOR BARRIER OPTIONS

System No.	Deck (Note 1)	Base Insulation Layer		Top Insulation Layer		Roof Cover (Note 15)	MDP (psf)*
		Type	Attach (Notes 6,7,8)	Type	Attach (Notes 6,7,8)		
C-16.	Structural concrete	Min. 1.5-inch EnergyGuard RA or EnergyGuard RH	LRF-XF	Min. 0.25-inch SECUROCK Gypsum-Fiber Roof Board	LRF-XF	TPOFDM-SA	-382.5
C-17.	Structural concrete	Min. 1-inch EnergyGuard RA, EnergyGuard RH or EnergyGuard RN	OB500	(Optional) Additional layer of base insulation	OB500	TPOFDM-SA	-52.5
C-18.	Structural concrete	Min. 0.5-inch EnergyGuard Polyiso Insulation or min. 1.5-inch EnergyGuard RH	OB500	Min. 0.5-inch EnergyGuard RH HD Polyiso Insulation, EnergyGuard HD Polyiso Cover Board or EnergyGuard HD Plus Polyiso Cover Board or min. 1.5-inch EnergyGuard Polyiso-HD Composite Insulation or Ultra HD Composite Insulation	OB500	TPOFDM-SA	-97.5
C-19.	Structural concrete	Min. 1.5-inch EnergyGuard Polyiso Insulation, EnergyGuard Ultra Polyiso Insulation, EnergyGuard RA, EnergyGuard RH or EnergyGuard RN	OB500	Min. 0.25-inch SECUROCK Ultralight Coated Glass-Mat Roof Board	OB500	TPOFDM-SA	-165.0
C-20.	Structural concrete	(Optional) Min. 0.5-inch EnergyGuard Polyiso Insulation, EnergyGuard Ultra	OB500	Min. 1.5-inch EnergyGuard Polyiso-HD Composite Insulation	OB500	TPOFDM-SA	-165.0
C-21.	Structural concrete	(Optional) Min. 0.5-inch EnergyGuard Polyiso Insulation, EnergyGuard Ultra	OB500	Min. 1.5-inch Ultra HD Composite Insulation	OB500	TPOFDM-SA	-187.5
C-22.	Structural concrete	Min. 0.25-inch SECUROCK Gypsum-Fiber Roof Board	OB500	None	N/A	TPOFDM-SA	-230.0
C-23.	Structural concrete	Min. 0.5-inch EnergyGuard Polyiso Insulation, EnergyGuard Ultra	OB500	Additional optional layers base insulation followed by min. 0.25-inch SECUROCK Gypsum-Fiber Roof Board	OB500	TPOFDM-SA	-232.5
C-24.	Structural concrete	Min. 0.5-inch EnergyGuard Polyiso Insulation, EnergyGuard Ultra	OB500	(Optional) Additional layers of base insulation	OB500	TPOFDM-SA	-292.5
C-25.	Structural concrete	Min. 1-inch EnergyGuard RA, EnergyGuard RH or EnergyGuard RN	OB500	Min. 0.25-inch SECUROCK Gypsum-Fiber Roof Board	OB500	TPOFDM-SA	-347.5
C-26.	Structural concrete	Min. 1.5-inch EnergyGuard RA, EnergyGuard RH or EnergyGuard RN	OB500	Min. 0.25-inch SECUROCK Gypsum-Fiber Roof Board	OB500	TPOFDM-SA	-382.5
C-27.	Structural concrete	Min. 0.5-inch SECUROCK Ultralight Coated Glass-Mat Roof Board	OB500, 6-inch o.c.	None	N/A	TPOFDM-SA	-405.0
EVERGUARD SA TPO:							
C-28.	Structural concrete	Min. 1.5-inch EnergyGuard RA	LRF-M	(Optional) Additional layers of base insulation	LRF-M	TPO-SA	-60.0
C-29.	Structural concrete	Min. 1.5-inch EnergyGuard RH	LRF-M	Additional optional layers base insulation followed by Min. 0.25-inch DensDeck Prime or SECUROCK Gypsum-Fiber Roof Board or min. 0.5-inch EnergyGuard HD Polyiso Cover Board or EnergyGuard HD Plus Polyiso Cover Board or min. 1.5-inch EnergyGuard Polyiso-HD Composite Insulation or Ultra HD Composite Insulation	LRF-M	TPO-SA	-97.5
C-30.	Structural concrete	Min. 1.5-inch EnergyGuard Polyiso Insulation	LRF-M	(Optional) Additional layers of base insulation	LRF-M	TPO-SA	-142.5

TABLE 3A: STRUCTURAL CONCRETE DECKS - NEW CONSTRUCTION OR REROOF (TEAR-OFF)
SYSTEM TYPE A-1: BONDED INSULATION, BONDED ROOF COVER*
 REFER TO [NOTE 13](#) FOR VAPOR BARRIER OPTIONS

System No.	Deck (Note 1)	Base Insulation Layer		Top Insulation Layer		Roof Cover (Note 15)	MDP (psf)*
		Type	Attach (Notes 6,7,8)	Type	Attach (Notes 6,7,8)		
C-31.	Structural concrete	(Optional) Min. 0.5-inch EnergyGuard Polyiso Insulation, EnergyGuard Ultra	LRF-M	Min. 1.5-inch EnergyGuard Polyiso-HD Composite Insulation	LRF-M	TPO-SA	-165.0
C-32.	Structural concrete	(Optional) Min. 0.5-inch EnergyGuard Polyiso Insulation, EnergyGuard Ultra	LRF-M	Min. 1.5-inch Ultra HD Composite Insulation	LRF-M	TPO-SA	-187.5
C-33.	Structural concrete	Min. 0.5-inch EnergyGuard Polyiso Insulation, EnergyGuard Ultra	LRF-M	Additional optional layers base insulation followed by Min. 0.25-inch DensDeck Prime or SECUROCK Gypsum-Fiber Roof Board or min. 0.5-inch EnergyGuard HD Polyiso Cover Board or EnergyGuard HD Plus Polyiso Cover Board	LRF-M	TPO-SA	-232.5
C-34.	Structural concrete	Min. 1.5-inch EnergyGuard Polyiso Insulation	LRF-M	Additional optional layers base insulation followed by Min. 0.25-inch DensDeck Prime or SECUROCK Gypsum-Fiber Roof Board or min. 0.5-inch EnergyGuard HD Polyiso Cover Board or EnergyGuard HD Plus Polyiso Cover Board	LRF-M	TPO-SA	-270.0
C-35.	Structural concrete	Min. 1.5-inch EnergyGuard RA	LRF-M	Additional optional layers base insulation followed by Min. 0.25-inch DensDeck Prime or SECUROCK Gypsum-Fiber Roof Board or min. 0.5-inch EnergyGuard HD Polyiso Cover Board or EnergyGuard HD Plus Polyiso Cover Board	LRF-M	TPO-SA	-307.5
C-36.	Structural concrete	Min. 1.5-inch EnergyGuard RA	LRF-M Canister	(Optional) Additional layers of base insulation	LRF-M Canister	TPO-SA	-60.0
C-37.	Structural concrete	(Optional) Min. 1.5-inch EnergyGuard RH	LRF-M Canister	Additional optional layers base insulation followed by Min. 0.25-inch DensDeck Prime or SECUROCK Gypsum-Fiber Roof Board or min. 0.5-inch EnergyGuard HD Polyiso Cover Board or EnergyGuard HD Plus Polyiso Cover Board or min. 1.5-inch EnergyGuard Polyiso-HD Composite Insulation	LRF-M Canister	TPO-SA	-97.5
C-38.	Structural concrete	Min. 1.5-inch EnergyGuard Polyiso Insulation	LRF-M Canister	(Optional) Additional layers of base insulation	LRF-M Canister	TPO-SA	-142.5
C-39.	Structural concrete	(Optional) Min. 1.5-inch EnergyGuard Polyiso Insulation	LRF-M Canister	Min. 1.5-inch EnergyGuard Polyiso-HD Composite Insulation	LRF-M Canister	TPO-SA	-165.0
C-40.	Structural concrete	(Optional) Min. 1.5-inch EnergyGuard Polyiso Insulation or EnergyGuard RA	LRF-M Canister	Additional optional layers base insulation followed by Min. 0.25-inch DensDeck Prime or SECUROCK Gypsum-Fiber Roof Board or min. 0.5-inch EnergyGuard HD Polyiso Cover Board or EnergyGuard HD Plus Polyiso Cover Board	LRF-M Canister	TPO-SA	-247.5
C-41.	Structural concrete	Min. 1.5-inch EnergyGuard RA	LRF-XF	(Optional) Additional layers of base insulation	LRF-XF	TPO-SA	-60.0
C-42.	Structural concrete	Min. 1.5-inch EnergyGuard Polyiso Insulation	LRF-XF	(Optional) Additional layer of base insulation	LRF-XF	TPO-SA	-142.5
C-43.	Structural concrete	(Optional) Min. 0.5-inch EnergyGuard Polyiso Insulation, EnergyGuard Ultra	LRF-XF	Min. 1.5-inch EnergyGuard Polyiso-HD Composite Insulation	LRF-XF	TPO-SA	-165.0

TABLE 3A: STRUCTURAL CONCRETE DECKS - NEW CONSTRUCTION OR REROOF (TEAR-OFF)
SYSTEM TYPE A-1: BONDED INSULATION, BONDED ROOF COVER*
 REFER TO [NOTE 13](#) FOR VAPOR BARRIER OPTIONS

System No.	Deck (Note 1)	Base Insulation Layer		Top Insulation Layer		Roof Cover (Note 15)	MDP (psf)*
		Type	Attach (Notes 6,7,8)	Type	Attach (Notes 6,7,8)		
C-44.	Structural concrete	(Optional) Min. 0.5-inch EnergyGuard Polyiso Insulation, EnergyGuard Ultra	LRF-XF	Min. 1.5-inch Ultra HD Composite Insulation	LRF-XF	TPO-SA	-187.5
C-45.	Structural concrete	Min. 0.5-inch EnergyGuard Polyiso Insulation, EnergyGuard Ultra	LRF-XF	Additional optional layers base insulation followed by Min. 0.25-inch DensDeck Prime or SECUROCK Gypsum-Fiber Roof Board or min. 0.5-inch EnergyGuard HD Polyiso Cover Board or EnergyGuard HD Plus Polyiso Cover Board	LRF-XF	TPO-SA	-232.5
C-46.	Structural concrete	Min. 1.5-inch EnergyGuard Polyiso Insulation	LRF-XF	Additional optional layers base insulation followed by Min. 0.25-inch DensDeck Prime or SECUROCK Gypsum-Fiber Roof Board or min. 0.5-inch EnergyGuard HD Polyiso Cover Board or EnergyGuard HD Plus Polyiso Cover Board	LRF-XF	TPO-SA	-270.0
C-47.	Structural concrete	Min. 1.5-inch EnergyGuard RA	LRF-XF	Additional optional layers base insulation followed by Min. 0.25-inch DensDeck Prime or SECUROCK Gypsum-Fiber Roof Board or min. 0.5-inch EnergyGuard HD Polyiso Cover Board or EnergyGuard HD Plus Polyiso Cover Board	LRF-XF	TPO-SA	-307.5
C-48.	Structural concrete	Min. 1.5-inch EnergyGuard RA or EnergyGuard RH	LRF-XF	Min. 0.25-inch SECUROCK Gypsum-Fiber Roof Board	LRF-XF	TPO-SA	-382.5
C-49.	Structural concrete	Min. 1-inch EnergyGuard RA	OB500	(Optional) Additional layer of base insulation	OB500	TPO-SA	-52.5
C-50.	Structural concrete	Min. 1.5-inch EnergyGuard RA	OB500	(Optional) Additional layers of base insulation	OB500	TPO-SA	-60.0
C-51.	Structural concrete	Min. 1.5-inch EnergyGuard RH	OB500	Additional optional layers base insulation followed by Min. 0.25-inch DensDeck Prime or SECUROCK Gypsum-Fiber Roof Board or min. 0.5-inch EnergyGuard HD Polyiso Cover Board or EnergyGuard HD Plus Polyiso Cover Board or min. 1.5-inch EnergyGuard Polyiso-HD Composite Insulation or Ultra HD Composite Insulation	OB500	TPO-SA	-97.5
C-52.	Structural concrete	Min. 1.5-inch EnergyGuard Polyiso Insulation	OB500	(Optional) Additional layers of base insulation	OB500	TPO-SA	-142.5
C-53.	Structural concrete	(Optional) Min. 0.5-inch EnergyGuard Polyiso Insulation, EnergyGuard Ultra	OB500	Min. 1.5-inch EnergyGuard Polyiso-HD Composite Insulation	OB500	TPO-SA	-165.0
C-54.	Structural concrete	(Optional) Min. 0.5-inch EnergyGuard Polyiso Insulation, EnergyGuard Ultra	OB500	Min. 1.5-inch Ultra HD Composite Insulation	OB500	TPO-SA	-187.5
C-55.	Structural concrete	Min. 0.25-inch SECUROCK Gypsum-Fiber Roof Board	OB500	None	N/A	TPO-SA	-230.0
C-56.	Structural concrete	Min. 0.5-inch EnergyGuard Polyiso Insulation, EnergyGuard Ultra	OB500	Additional optional layers base insulation followed by Min. 0.25-inch DensDeck Prime or SECUROCK Gypsum-Fiber Roof Board or min. 0.5-inch EnergyGuard HD Polyiso Cover Board or EnergyGuard HD Plus Polyiso Cover Board	OB500	TPO-SA	-232.5

**TABLE 3A: STRUCTURAL CONCRETE DECKS - NEW CONSTRUCTION OR REROOF (TEAR-OFF)
SYSTEM TYPE A-1: BONDED INSULATION, BONDED ROOF COVER***

REFER TO [NOTE 13](#) FOR VAPOR BARRIER OPTIONS

System No.	Deck (Note 1)	Base Insulation Layer		Top Insulation Layer		Roof Cover (Note 15)	MDP (psf)*
		Type	Attach (Notes 6,7,8)	Type	Attach (Notes 6,7,8)		
C-57.	Structural concrete	Min. 1.5-inch EnergyGuard Polyiso Insulation	OB500	Additional optional layers base insulation followed by Min. 0.25-inch DensDeck Prime or SECUROCK Gypsum-Fiber Roof Board or min. 0.5-inch EnergyGuard HD Polyiso Cover Board or EnergyGuard HD Plus Polyiso Cover Board	OB500	TPO-SA	-270.0
C-58.	Structural concrete	Min. 1.5-inch EnergyGuard RA	OB500	Additional optional layers base insulation followed by Min. 0.25-inch DensDeck Prime or SECUROCK Gypsum-Fiber Roof Board or min. 0.5-inch EnergyGuard HD Polyiso Cover Board or EnergyGuard HD Plus Polyiso Cover Board	OB500	TPO-SA	-307.5
C-59.	Structural concrete	Min. 1-inch EnergyGuard RA, EnergyGuard RH or EnergyGuard RN	OB500	Min. 0.25-inch SECUROCK Gypsum-Fiber Roof Board	OB500	TPO-SA	-347.5
C-60.	Structural concrete	Min. 1.5-inch EnergyGuard RA, EnergyGuard RH or EnergyGuard RN	OB500	Min. 0.25-inch SECUROCK Gypsum-Fiber Roof Board	OB500	TPO-SA	-382.5
EVERGUARD TPO / EVERGUARD TPO 1121 BONDING ADHESIVE OR EVERGUARD TPO 3-SQUARE LOW VOC BONDING ADHESIVE							
C-61.	Structural concrete (ASTM D41 primed)	Min. 1.5-inch EnergyGuard RA, EnergyGuard RH or EnergyGuard RN	Hot Asphalt	(Optional) Min. 0.25-inch DensDeck Prime, DEXcell FA Glass Mat Roof Board or Min. 19/32-inch plywood	Hot asphalt	TPO-1121 or TPO-3SQ	-45.0
C-62.	Structural concrete (ASTM D41 primed)	Min. 0.25-inch SECUROCK Gypsum-Fiber Roof Board	Hot Asphalt	None	N/A	TPO-1121 or TPO-3SQ	-90.0
C-63.	Structural concrete (ASTM D41 primed)	Min. 0.5-inch SECUROCK Gypsum-Fiber Roof Board	Hot Asphalt	None	N/A	TPO-1121 or TPO-3SQ	-127.5
C-64.	Structural concrete	Min. 0.5-inch EnergyGuard Polyiso Insulation, EnergyGuard Ultra	LRF-M	Additional optional layers base insulation followed by min. 0.5-inch Structodek High Density Fiberboard Roof Insulation	LRF-M	TPO-1121 or TPO-3SQ	-82.5
C-65.	Structural concrete	Min. 0.5-inch EnergyGuard Polyiso Insulation or min. 1.5-inch EnergyGuard RH	LRF-M	Min. 0.5-inch EnergyGuard RH HD Polyiso Insulation, EnergyGuard HD Polyiso Cover Board or EnergyGuard HD Plus Polyiso Cover Board or min. 1.5-inch EnergyGuard Polyiso-HD Composite Insulation or Ultra HD Composite Insulation	LRF-M	TPO-1121 or TPO-3SQ	-97.5
C-66.	Structural concrete	Min. 1-inch EnergyGuard RH	LRF-M	(Optional) Additional layer of base insulation	LRF-M	TPO-1121 or TPO-3SQ	-162.5
C-67.	Structural concrete	(Optional) Min. 0.5-inch EnergyGuard Polyiso Insulation, EnergyGuard Ultra	LRF-M	Min. 1.5-inch EnergyGuard Polyiso-HD Composite Insulation	LRF-M	TPO-1121 or TPO-3SQ	-165.0
C-68.	Structural concrete	(Optional) Min. 0.5-inch EnergyGuard Polyiso Insulation, EnergyGuard Ultra	LRF-M	Min. 1.5-inch Ultra HD Composite Insulation	LRF-M	TPO-1121 or TPO-3SQ	-187.5

TABLE 3A: STRUCTURAL CONCRETE DECKS - NEW CONSTRUCTION OR REROOF (TEAR-OFF)
SYSTEM TYPE A-1: BONDED INSULATION, BONDED ROOF COVER*
 REFER TO [NOTE 13](#) FOR VAPOR BARRIER OPTIONS

System No.	Deck (Note 1)	Base Insulation Layer		Top Insulation Layer		Roof Cover (Note 15)	MDP (psf)*
		Type	Attach (Notes 6,7,8)	Type	Attach (Notes 6,7,8)		
C-69.	Structural concrete	Min. 0.25-inch SECUROCK Gypsum-Fiber Roof Board	LRF-M	None	N/A	TPO-1121 or TPO-3SQ	-195.0
C-70.	Structural concrete	Min. 0.5-inch EnergyGuard Polyiso Insulation, EnergyGuard Ultra	LRF-M	Additional optional layers base insulation followed by Min. 0.25-inch DensDeck Prime, DEXcell FA Glass Mat Roof Board or SECUROCK Gypsum-Fiber Roof Board	LRF-M	TPO-1121 or TPO-3SQ	-232.5
C-71.	Structural concrete	Min. 0.5-inch EnergyGuard Polyiso Insulation, EnergyGuard Ultra	LRF-M	(Optional) Additional layers of base insulation	LRF-M	TPO-1121 or TPO-3SQ	-239.5
C-72.	Structural concrete	(Optional) Min. 1.5-inch EnergyGuard Polyiso Insulation or EnergyGuard RH	LRF-M Canister	Min. 0.5-inch EnergyGuard RH HD Polyiso Insulation, EnergyGuard HD Polyiso Cover Board or EnergyGuard HD Plus Polyiso Cover Board or min. 1.5-inch EnergyGuard Polyiso-HD Composite Insulation	LRF-M Canister	TPO-1121 or TPO-3SQ	-97.5
C-73.	Structural concrete	Min. 1.5-inch EnergyGuard RH	LRF-M Canister	(Optional) Additional layer of base insulation	LRF-M Canister	TPO-1121 or TPO-3SQ	-162.5
C-74.	Structural concrete	(Optional) Min. 1.5-inch EnergyGuard Polyiso Insulation	LRF-M Canister	Min. 1.5-inch EnergyGuard Polyiso-HD Composite Insulation	LRF-M Canister	TPO-1121 or TPO-3SQ	-165.0
C-75.	Structural concrete	(Optional) Min. 1.5-inch EnergyGuard Polyiso Insulation	LRF-M Canister	Additional optional layers base insulation followed by Min. 0.25-inch DensDeck Prime or SECUROCK Gypsum-Fiber Roof Board	LRF-M Canister	TPO-1121 or TPO-3SQ	-232.5
C-76.	Structural concrete	Min. 1.5-inch EnergyGuard Polyiso Insulation	LRF-M Canister	(Optional) Additional layers of base insulation	LRF-M Canister	TPO-1121 or TPO-3SQ	-247.5
C-77.	Structural concrete	Min. 1.5-inch EnergyGuard RA or EnergyGuard RH	LRF-XF	Min. 0.25-inch DensDeck Prime or DEXcell FA Glass Mat Roof Board	LRF-XF	TPO-1121 or TPO-3SQ	-130.0
C-78.	Structural concrete	(Optional) Min. 0.5-inch EnergyGuard Polyiso Insulation, EnergyGuard Ultra	LRF-XF	Min. 1.5-inch EnergyGuard Polyiso-HD Composite Insulation	LRF-XF	TPO-1121 or TPO-3SQ	-165.0
C-79.	Structural concrete	(Optional) Min. 0.5-inch EnergyGuard Polyiso Insulation, EnergyGuard Ultra	LRF-XF	Min. 1.5-inch Ultra HD Composite Insulation	LRF-XF	TPO-1121 or TPO-3SQ	-187.5
C-80.	Structural concrete	Min. 0.25-inch SECUROCK Gypsum-Fiber Roof Board	LRF-XF	None	N/A	TPO-1121 or TPO-3SQ	-195.0
C-81.	Structural concrete	Min. 0.5-inch EnergyGuard Polyiso Insulation, EnergyGuard Ultra	LRF-XF	(Optional) Additional layers of base insulation	LRF-XF	TPO-1121 or TPO-3SQ	-232.5
C-82.	Structural concrete	Min. 0.5-inch EnergyGuard Polyiso Insulation, EnergyGuard Ultra	LRF-XF	Additional optional layers base insulation followed by min. 0.25-inch DensDeck Prime, DEXcell FA Glass Mat Roof Board or SECUROCK Gypsum-Fiber Roof Board	LRF-XF	TPO-1121 or TPO-3SQ	-232.5
C-83.	Structural concrete	Min. 2-inch EnergyGuard RA or EnergyGuard RH	LRF-XF	Min. 0.25-inch DEXcell FA Glass Mat Roof Board or SECUROCK Gypsum-Fiber Roof Board	LRF-XF	TPO-1121 or TPO-3SQ	-247.5
C-84.	Structural concrete	Min. 1.5-inch, min. 2.0 pcf Insulfoam Roofing EPS	OB500	Min. 0.25-inch DensDeck Prime or DEXcell FA Glass Mat Roof Board	OB500	TPO-1121 or TPO-3SQ	-45.0

TABLE 3A: STRUCTURAL CONCRETE DECKS - NEW CONSTRUCTION OR REROOF (TEAR-OFF)
SYSTEM TYPE A-1: BONDED INSULATION, BONDED ROOF COVER*
 REFER TO [NOTE 13](#) FOR VAPOR BARRIER OPTIONS

System No.	Deck (Note 1)	Base Insulation Layer		Top Insulation Layer		Roof Cover (Note 15)	MDP (psf)*
		Type	Attach (Notes 6,7,8)	Type	Attach (Notes 6,7,8)		
C-85.	Structural concrete	Min. 1-inch EnergyGuard RA, EnergyGuard RH or EnergyGuard RN	OB500	(Optional) Additional layer of base insulation	OB500	TPO-1121 or TPO-3SQ	-45.0
C-86.	Structural concrete	Min. 1-inch EnergyGuard RA, EnergyGuard RH or EnergyGuard RN	OB500	Min. 0.25-inch DensDeck Prime or DEXcell FA Glass Mat Roof Board	OB500	TPO-1121 or TPO-3SQ	-52.5
C-87.	Structural concrete	Min. 0.5-inch EnergyGuard Polyiso Insulation, EnergyGuard Ultra	OB500	Additional optional layers base insulation followed by min. 0.5-inch Structodek High Density Fiberboard Roof Insulation	OB500	TPO-1121 or TPO-3SQ	-82.5
C-88.	Structural concrete	Min. 0.5-inch EnergyGuard Polyiso Insulation or min. 1.5-inch EnergyGuard RH	OB500	Min. 0.5-inch EnergyGuard RH HD Polyiso Insulation, EnergyGuard HD Polyiso Cover Board or EnergyGuard HD Plus Polyiso Cover Board or min. 1.5-inch EnergyGuard Polyiso-HD Composite Insulation or Ultra HD Composite Insulation	OB500	TPO-1121 or TPO-3SQ	-97.5
C-89.	Structural concrete	Min. 2-inch, min. 2.0 pcf Insulfoam Roofing EPS	OB500	Min. 0.25-inch DensDeck, DensDeck Prime or DEXcell FA Glass Mat Roof Board	OB500	TPO-1121 or TPO-3SQ	-120.0
C-90.	Structural concrete	Min. 1.5-inch EnergyGuard RA, EnergyGuard RH or EnergyGuard RN	OB500	Min. 0.25-inch DensDeck, DensDeck Prime or DEXcell FA Glass Mat Roof Board	OB500	TPO-1121 or TPO-3SQ	-130.0
C-91.	Structural concrete	(Optional) Min. 0.5-inch EnergyGuard Polyiso Insulation, EnergyGuard Ultra	OB500	Min. 1.5-inch EnergyGuard Polyiso-HD Composite Insulation	OB500	TPO-1121 or TPO-3SQ	-165.0
C-92.	Structural concrete	(Optional) Min. 0.5-inch EnergyGuard Polyiso Insulation, EnergyGuard Ultra	OB500	Min. 1.5-inch Ultra HD Composite Insulation	OB500	TPO-1121 or TPO-3SQ	-187.5
C-93.	Structural concrete	Min. 0.25-inch SECUROCK Gypsum-Fiber Roof Board	OB500	None	N/A	TPO-1121 or TPO-3SQ	-195.0
C-94.	Structural concrete	Min. 0.5-inch EnergyGuard Polyiso Insulation, EnergyGuard Ultra	OB500	Additional optional layers base insulation followed by min. 0.25-inch DensDeck Prime, DEXcell FA Glass Mat Roof Board or SECUROCK Gypsum-Fiber Roof Board	OB500	TPO-1121 or TPO-3SQ	-232.5
C-95.	Structural concrete	Min. 1.5-inch EnergyGuard RA or EnergyGuard RN	OB500	Min. 0.25-inch DensDeck Prime, DEXcell FA Glass Mat Roof Board or SECUROCK Gypsum-Fiber Roof Board	OB500	TPO-1121 or TPO-3SQ	-240.0
C-96.	Structural concrete	Min. 2-inch EnergyGuard Polyiso Insulation, EnergyGuard RA, EnergyGuard RH or EnergyGuard RN	OB500	Min. 0.25-inch DEXcell FA Glass Mat Roof Board or SECUROCK Gypsum-Fiber Roof Board	OB500	TPO-1121 or TPO-3SQ	-247.5
C-97.	Structural concrete	Min. 0.5-inch EnergyGuard Polyiso Insulation, EnergyGuard Ultra	OB500	(Optional) Additional layers of base insulation	OB500	TPO-1121 or TPO-3SQ	-292.5
C-98.	Structural concrete	Min. 1-inch EnergyGuard Polyiso Insulation, EnergyGuard RA	OB500	None	N/A	TPO-1121 or TPO-3SQ	-502.5
EVERGUARD TPO / EVERGUARD WB181 BONDING ADHESIVE							
C-99.	Structural concrete (ASTM D41 primed)	Min. 1.5-inch EnergyGuard RA, EnergyGuard RH or EnergyGuard RN	Hot asphalt	(Optional) Additional layer of base insulation	Hot asphalt	TPO-WB	-135.0

TABLE 3A: STRUCTURAL CONCRETE DECKS - NEW CONSTRUCTION OR REROOF (TEAR-OFF)
SYSTEM TYPE A-1: BONDED INSULATION, BONDED ROOF COVER*
 REFER TO [NOTE 13](#) FOR VAPOR BARRIER OPTIONS

System No.	Deck (Note 1)	Base Insulation Layer		Top Insulation Layer		Roof Cover (Note 15)	MDP (psf)*
		Type	Attach (Notes 6,7,8)	Type	Attach (Notes 6,7,8)		
C-100.	Structural concrete	Min. 0.5-inch EnergyGuard Polyiso Insulation or min. 1.5-inch EnergyGuard RH	LRF-M	Min. 0.5-inch EnergyGuard RH HD Polyiso Insulation, EnergyGuard HD Polyiso Cover Board or EnergyGuard HD Plus Polyiso Cover Board or min. 1.5-inch EnergyGuard Polyiso-HD Composite Insulation or Ultra HD Composite Insulation	LRF-M	TPO-WB	-97.5
C-101.	Structural concrete	Min. 1-inch EnergyGuard RH	LRF-M	(Optional) Additional layer of base insulation	LRF-M	TPO-WB	-162.5
C-102.	Structural concrete	(Optional) Min. 0.5-inch EnergyGuard Polyiso Insulation, EnergyGuard Ultra	LRF-M	Min. 1.5-inch EnergyGuard Polyiso-HD Composite Insulation	LRF-M	TPO-WB	-165.0
C-103.	Structural concrete	(Optional) Min. 0.5-inch EnergyGuard Polyiso Insulation, EnergyGuard Ultra	LRF-M	Min. 1.5-inch Ultra HD Composite Insulation	LRF-M	TPO-WB	-187.5
C-104.	Structural concrete	Min. 0.25-inch SECUROCK Gypsum-Fiber Roof Board	LRF-M	None	N/A	TPO-WB	-195.0
C-105.	Structural concrete	Min. 0.5-inch EnergyGuard Polyiso Insulation, EnergyGuard Ultra	LRF-M	Additional optional layers base insulation followed by min. 0.25-inch DensDeck Prime, DEXcell FA Glass Mat Roof Board or SECUROCK Gypsum-Fiber Roof Board	LRF-M	TPO-WB	-232.5
C-106.	Structural concrete	Min. 0.5-inch EnergyGuard Polyiso Insulation, EnergyGuard Ultra	LRF-M	(Optional) Additional layers of base insulation	LRF-M	TPO-WB	-292.5
C-107.	Structural concrete	(Optional) Min. 1.5-inch EnergyGuard Polyiso Insulation or EnergyGuard RH	LRF-M Canister	Min. 0.5-inch EnergyGuard RH HD Polyiso Insulation, EnergyGuard HD Polyiso Cover Board or EnergyGuard HD Plus Polyiso Cover Board or min. 1.5-inch EnergyGuard Polyiso-HD Composite Insulation	LRF-M Canister	TPO-WB	-97.5
C-108.	Structural concrete	Min. 1.5-inch EnergyGuard RH	LRF-M Canister	(Optional) Additional layer of base insulation	LRF-M Canister	TPO-WB	-162.5
C-109.	Structural concrete	(Optional) Min. 1.5-inch EnergyGuard Polyiso Insulation	LRF-M Canister	Min. 1.5-inch EnergyGuard Polyiso-HD Composite Insulation	LRF-M Canister	TPO-WB	-165.0
C-110.	Structural concrete	(Optional) Min. 1.5-inch EnergyGuard Polyiso Insulation	LRF-M Canister	Additional optional layers base insulation followed by min. 0.25-inch DensDeck Prime or SECUROCK Gypsum-Fiber Roof Board	LRF-M Canister	TPO-WB	-232.5
C-111.	Structural concrete	Min. 1.5-inch EnergyGuard Polyiso Insulation, EnergyGuard Ultra	LRF-M Canister	(Optional) Additional layers of base insulation	LRF-M Canister	TPO-WB	-247.5
C-112.	Structural concrete	Min. 1.5-inch EnergyGuard RA or EnergyGuard RH	LRF-XF	Min. 0.25-inch DensDeck Prime or DEXcell FA Glass Mat Roof Board	LRF-XF	TPO-WB	-130.0
C-113.	Structural concrete	(Optional) Min. 0.5-inch EnergyGuard Polyiso Insulation, EnergyGuard Ultra	LRF-XF	Min. 1.5-inch EnergyGuard Polyiso-HD Composite Insulation	LRF-XF	TPO-WB	-165.0
C-114.	Structural concrete	(Optional) Min. 0.5-inch EnergyGuard Polyiso Insulation, EnergyGuard Ultra	LRF-XF	Min. 1.5-inch Ultra HD Composite Insulation	LRF-XF	TPO-WB	-187.5
C-115.	Structural concrete	Min. 0.25-inch SECUROCK Gypsum-Fiber Roof Board	LRF-XF	None	N/A	TPO-WB	-195.0

TABLE 3A: STRUCTURAL CONCRETE DECKS - NEW CONSTRUCTION OR REROOF (TEAR-OFF)
SYSTEM TYPE A-1: BONDED INSULATION, BONDED ROOF COVER*
 REFER TO [NOTE 13](#) FOR VAPOR BARRIER OPTIONS

System No.	Deck (Note 1)	Base Insulation Layer		Top Insulation Layer		Roof Cover (Note 15)	MDP (psf)*
		Type	Attach (Notes 6,7,8)	Type	Attach (Notes 6,7,8)		
C-116.	Structural concrete	Min. 0.5-inch EnergyGuard Polyiso Insulation, EnergyGuard Ultra	LRF-XF	Additional optional layers base insulation followed by min. 0.25-inch DensDeck Prime, DEXcell FA Glass Mat Roof Board or SECUROCK Gypsum-Fiber Roof Board	LRF-XF	TPO-WB	-232.5
C-117.	Structural concrete	Min. 1.5-inch EnergyGuard Polyiso Insulation, EnergyGuard Ultra	LRF-XF	(Optional) Additional layer of base insulation	LRF-XF	TPO-WB	-270.0
C-118.	Structural concrete	Min. 1.5-inch, min. 2.0 pcf Insulfoam Roofing EPS	OB500	Min. 0.25-inch DensDeck Prime or DEXcell FA Glass Mat Roof Board	OB500	TPO-WB	-45.0
C-119.	Structural concrete	Min. 1-inch EnergyGuard RA, EnergyGuard RH or EnergyGuard RN	OB500	(Optional) Additional layer of base insulation	OB500	TPO-WB	-45.0
C-120.	Structural concrete	Min. 1-inch EnergyGuard RA, EnergyGuard RH or EnergyGuard RN	OB500	Min. 0.25-inch DensDeck Prime, DEXcell FA Glass Mat Roof Board or SECUROCK Gypsum-Fiber Roof Board	OB500	TPO-WB	-52.5
C-121.	Structural concrete	Min. 0.5-inch EnergyGuard Polyiso Insulation or min. 1.5-inch EnergyGuard RH	OB500	Min. 0.5-inch EnergyGuard RH HD Polyiso Insulation, EnergyGuard HD Polyiso Cover Board or EnergyGuard HD Plus Polyiso Cover Board or min. 1.5-inch EnergyGuard Polyiso-HD Composite Insulation or Ultra HD Composite Insulation	OB500	TPO-WB	-97.5
C-122.	Structural concrete	Min. 2-inch, min. 2.0 pcf Insulfoam Roofing EPS	OB500	Min. 0.25-inch DensDeck Prime or DEXcell FA Glass Mat Roof Board	OB500	TPO-WB	-120.0
C-123.	Structural concrete	Min. 1.5-inch EnergyGuard RA, EnergyGuard RH or EnergyGuard RN	OB500	Min. 0.25-inch DensDeck Prime or DEXcell FA Glass Mat Roof Board	OB500	TPO-WB	-130.0
C-124.	Structural concrete	Min. 1.5-inch EnergyGuard RA, EnergyGuard RH or EnergyGuard RN	OB500	Min. 0.25-inch DensDeck Prime or DEXcell FA Glass Mat Roof Board	OB500	TPO-WB	-135.0
C-125.	Structural concrete	(Optional) Min. 0.5-inch EnergyGuard Polyiso Insulation, EnergyGuard Ultra	OB500	Min. 1.5-inch EnergyGuard Polyiso-HD Composite Insulation	OB500	TPO-WB	-165.0
C-126.	Structural concrete	(Optional) Min. 0.5-inch EnergyGuard Polyiso Insulation, EnergyGuard Ultra	OB500	Min. 1.5-inch Ultra HD Composite Insulation	OB500	TPO-WB	-187.5
C-127.	Structural concrete	Min. 0.25-inch SECUROCK Gypsum-Fiber Roof Board	OB500	None	N/A	TPO-WB	-195.0
C-128.	Structural concrete	Min. 1-inch EnergyGuard RA	OB500	None	N/A	TPO-WB	-215.0
C-129.	Structural concrete	Min. 0.5-inch EnergyGuard Polyiso Insulation, EnergyGuard Ultra	OB500	Additional optional layers base insulation followed by min. 0.25-inch DensDeck Prime, DEXcell FA Glass Mat Roof Board or SECUROCK Gypsum-Fiber Roof Board	OB500	TPO-WB	-232.5
C-130.	Structural concrete	Min. 0.5-inch EnergyGuard Polyiso Insulation, EnergyGuard Ultra	OB500	(Optional) Additional layers of base insulation	OB500	TPO-WB	-292.5

EVERGUARD TPO / EVERGUARD TPO 6-SQUARE LOW VOC BONDING ADHESIVE OR EVERGUARD TPO 3-SQUARE LOW VOC BONDING ADHESIVE

TABLE 3A: STRUCTURAL CONCRETE DECKS - NEW CONSTRUCTION OR REROOF (TEAR-OFF)
SYSTEM TYPE A-1: BONDED INSULATION, BONDED ROOF COVER*
 REFER TO [NOTE 13](#) FOR VAPOR BARRIER OPTIONS

System No.	Deck (Note 1)	Base Insulation Layer		Top Insulation Layer		Roof Cover (Note 15)	MDP (psf)*
		Type	Attach (Notes 6,7,8)	Type	Attach (Notes 6,7,8)		
C-131.	Structural concrete (ASTM D41 primed)	Min. 1.5-inch EnergyGuard RA, EnergyGuard RH or EnergyGuard RN	Hot Asphalt	(Optional) Min. 0.25-inch DensDeck Prime or DEXcell FA Glass Mat Roof Board	Hot asphalt	TPO-3SQ or TPO-6SQ	-45.0
C-132.	Structural concrete (ASTM D41 primed)	Min. 0.25-inch SECUROCK Gypsum-Fiber Roof Board	Hot Asphalt	None	N/A	TPO-3SQ or TPO-6SQ	-90.0
C-133.	Structural concrete (ASTM D41 primed)	Min. 0.5-inch SECUROCK Gypsum-Fiber Roof Board	Hot Asphalt	None	N/A	TPO-3SQ or TPO-6SQ	-127.5
C-134.	Structural concrete	Min. 0.5-inch EnergyGuard Polyiso Insulation, EnergyGuard Ultra	LRF-M	Additional optional layers base insulation followed by min. 0.5-inch Structodek High Density Fiberboard Roof Insulation	LRF-M	TPO-3SQ or TPO-6SQ	-82.5
C-135.	Structural concrete	Min. 0.5-inch EnergyGuard Polyiso Insulation or min. 1.5-inch EnergyGuard RH	LRF-M	Min. 0.5-inch EnergyGuard RH HD Polyiso Insulation, EnergyGuard HD Polyiso Cover Board or EnergyGuard HD Plus Polyiso Cover Board or min. 1.5-inch EnergyGuard Polyiso-HD Composite Insulation or Ultra HD Composite Insulation	LRF-M	TPO-3SQ or TPO-6SQ	-97.5
C-136.	Structural concrete	Min. 1-inch EnergyGuard RH	LRF-M	(Optional) Additional layer of base insulation	LRF-M	TPO-3SQ or TPO-6SQ	-162.5
C-137.	Structural concrete	(Optional) Min. 0.5-inch EnergyGuard Polyiso Insulation, EnergyGuard Ultra	LRF-M	Min. 1.5-inch EnergyGuard Polyiso-HD Composite Insulation	LRF-M	TPO-3SQ or TPO-6SQ	-165.0
C-138.	Structural concrete	(Optional) Min. 0.5-inch EnergyGuard Polyiso Insulation, EnergyGuard Ultra	LRF-M	Min. 1.5-inch Ultra HD Composite Insulation	LRF-M	TPO-3SQ or TPO-6SQ	-187.5
C-139.	Structural concrete	Min. 0.5-inch EnergyGuard Polyiso Insulation, EnergyGuard Ultra	LRF-M	(Optional) Additional layers of base insulation	LRF-M	TPO-3SQ or TPO-6SQ	-232.5
C-140.	Structural concrete	Min. 0.5-inch EnergyGuard Polyiso Insulation, EnergyGuard Ultra	LRF-M	Additional optional layers base insulation followed by min. 0.25-inch DensDeck Prime, DEXcell FA Glass Mat Roof Board or SECUROCK Gypsum-Fiber Roof Board	LRF-M	TPO-3SQ or TPO-6SQ	-240.0
C-141.	Structural concrete	Min. 0.5-inch EnergyGuard RH	LRF-M	Min. 0.25-inch DEXcell FA Glas Mat Roof Board or SECUROCK Gypsum-Fiber Roof Board	LRF-M	TPO-3SQ or TPO-6SQ	-360.0
C-142.	Structural concrete	(Optional) Min. 1.5-inch EnergyGuard Polyiso Insulation or EnergyGuard RH	LRF-M Canister	Min. 0.5-inch EnergyGuard RH HD Polyiso Insulation, EnergyGuard HD Polyiso Cover Board or EnergyGuard HD Plus Polyiso Cover Board or min. 1.5-inch EnergyGuard Polyiso-HD Composite Insulation	LRF-M Canister	TPO-3SQ or TPO-6SQ	-97.5
C-143.	Structural concrete	Min. 1.5-inch EnergyGuard RH	LRF-M Canister	(Optional) Additional layer of base insulation	LRF-M Canister	TPO-3SQ or TPO-6SQ	-162.5

TABLE 3A: STRUCTURAL CONCRETE DECKS - NEW CONSTRUCTION OR REROOF (TEAR-OFF)
SYSTEM TYPE A-1: BONDED INSULATION, BONDED ROOF COVER*
 REFER TO [NOTE 13](#) FOR VAPOR BARRIER OPTIONS

System No.	Deck (Note 1)	Base Insulation Layer		Top Insulation Layer		Roof Cover (Note 15)	MDP (psf)*
		Type	Attach (Notes 6,7,8)	Type	Attach (Notes 6,7,8)		
C-144.	Structural concrete	(Optional) Min. 1.5-inch EnergyGuard Polyiso Insulation, EnergyGuard Ultra	LRF-M Canister	Min. 1.5-inch EnergyGuard Polyiso-HD Composite Insulation	LRF-M Canister	TPO-3SQ or TPO-6SQ	-165.0
C-145.	Structural concrete	(Optional) Min. 1.5-inch EnergyGuard Polyiso Insulation	LRF-M Canister	Additional optional layers base insulation followed by min. 0.25-inch DensDeck Prime or SECUROCK Gypsum-Fiber Roof Board	LRF-M Canister	TPO-3SQ or TPO-6SQ	-232.5
C-146.	Structural concrete	Min. 1.5-inch EnergyGuard Polyiso Insulation	LRF-M Canister	(Optional) Additional layers of base insulation	LRF-M Canister	TPO-3SQ or TPO-6SQ	-240.0
C-147.	Structural concrete	(Optional) Min. 1.5-inch EnergyGuard RH	LRF-M Canister	Min. 0.25-inch SECUROCK Gypsum-Fiber Roof Board	LRF-M Canister	TPO-3SQ or TPO-6SQ	-247.5
C-148.	Structural concrete	Min. 1.5-inch EnergyGuard RA or EnergyGuard RH	LRF-XF	Min. 0.25-inch DensDeck Prime, DEXcell FA Glass Mat Roof Board or SECUROCK Gypsum-Fiber Roof Board	LRF-XF	TPO-3SQ or TPO-6SQ	-45.0
C-149.	Structural concrete	(Optional) Min. 0.5-inch EnergyGuard Polyiso Insulation, EnergyGuard Ultra	LRF-XF	Min. 1.5-inch EnergyGuard Polyiso-HD Composite Insulation	LRF-XF	TPO-3SQ or TPO-6SQ	-165.0
C-150.	Structural concrete	(Optional) Min. 0.5-inch EnergyGuard Polyiso Insulation, EnergyGuard Ultra	LRF-XF	Min. 1.5-inch Ultra HD Composite Insulation	LRF-XF	TPO-3SQ or TPO-6SQ	-187.5
C-151.	Structural concrete	Min. 0.5-inch EnergyGuard Polyiso Insulation, EnergyGuard Ultra	LRF-XF	Additional optional layers base insulation followed by min. 0.25-inch DensDeck Prime, DEXcell FA Glass Mat Roof Board or SECUROCK Gypsum-Fiber Roof Board	LRF-XF	TPO-3SQ or TPO-6SQ	-232.5
C-152.	Structural concrete	Min. 1.5-inch EnergyGuard Polyiso Insulation, EnergyGuard Ultra	LRF-XF	(Optional) Additional layer of base insulation	LRF-XF	TPO-3SQ or TPO-6SQ	-270.0
C-153.	Structural concrete	Min. 1.5-inch EnergyGuard RA, EnergyGuard RH or EnergyGuard RN min. 1.5-inch, min. 2.0 pcf Insulfoam Roofing EPS	OB500	Min. 0.25-inch DensDeck Prime, DEXcell FA Glass Mat Roof Board or SECUROCK Gypsum-Fiber Roof Board	OB500	TPO-3SQ or TPO-6SQ	-45.0
C-154.	Structural concrete	Min. 1-inch EnergyGuard RA, EnergyGuard RH or EnergyGuard RN	OB500	(Optional) Additional layer of base insulation	OB500	TPO-3SQ or TPO-6SQ	-45.0
C-155.	Structural concrete	Min. 1-inch EnergyGuard RA, EnergyGuard RH or EnergyGuard RN	OB500	Min. 0.25-inch DensDeck Prime or DEXcell FA Glass Mat Roof Board	OB500	TPO-3SQ or TPO-6SQ	-45.0
C-156.	Structural concrete	Min. 0.5-inch EnergyGuard Polyiso Insulation, EnergyGuard Ultra	OB500	Additional optional layers base insulation followed by min. 0.5-inch Structodek High Density Fiberboard Roof Insulation	OB500	TPO-3SQ or TPO-6SQ	-82.5
C-157.	Structural concrete	Min. 0.5-inch EnergyGuard Polyiso Insulation or min. 1.5-inch EnergyGuard RH	OB500	Min. 0.5-inch EnergyGuard RH HD Polyiso Insulation, EnergyGuard HD Polyiso Cover Board or EnergyGuard HD Plus Polyiso Cover Board or min. 1.5-inch EnergyGuard Polyiso-HD Composite Insulation or Ultra HD Composite Insulation	OB500	TPO-3SQ or TPO-6SQ	-97.5
C-158.	Structural concrete	(Optional) Min. 0.5-inch EnergyGuard Polyiso Insulation, EnergyGuard Ultra	OB500	Min. 1.5-inch EnergyGuard Polyiso-HD Composite Insulation	OB500	TPO-3SQ or TPO-6SQ	-165.0
C-159.	Structural concrete	(Optional) Min. 0.5-inch EnergyGuard Polyiso Insulation, EnergyGuard Ultra	OB500	Min. 1.5-inch Ultra HD Composite Insulation	OB500	TPO-3SQ or TPO-6SQ	-187.5

TABLE 3A: STRUCTURAL CONCRETE DECKS - NEW CONSTRUCTION OR REROOF (TEAR-OFF)
SYSTEM TYPE A-1: BONDED INSULATION, BONDED ROOF COVER*
 REFER TO [NOTE 13](#) FOR VAPOR BARRIER OPTIONS

System No.	Deck (Note 1)	Base Insulation Layer		Top Insulation Layer		Roof Cover (Note 15)	MDP (psf)*
		Type	Attach (Notes 6,7,8)	Type	Attach (Notes 6,7,8)		
C-160.	Structural concrete	Min. 0.5-inch EnergyGuard Polyiso Insulation, EnergyGuard Ultra	OB500	Additional optional layers base insulation followed by min. 0.25-inch DensDeck Prime, DEXcell FA Glass Mat Roof Board or SECUROCK Gypsum-Fiber Roof Board	OB500	TPO-3SQ or TPO-6SQ	-232.5
C-161.	Structural concrete	Min. 0.5-inch EnergyGuard Polyiso Insulation, EnergyGuard Ultra	OB500	(Optional) Additional layers of base insulation	OB500	TPO-3SQ or TPO-6SQ	-240.0
C-162.	Structural concrete	Min. 1-inch EnergyGuard RH	OB500	Min. 0.25-inch SECUROCK Gypsum-Fiber Roof Board	OB500	TPO-3SQ or TPO-6SQ	-502.5
EVERGUARD TPO / EVERGUARD TPO QUICK SPRAY:							
C-163.	Structural concrete	Min. 0.5-inch EnergyGuard Polyiso Insulation	LRF-M	(Optional) Additional layers of base insulation	LRF-M	TPO-QSA	-82.5
C-164.	Structural concrete	(Optional) Min. 0.5-inch EnergyGuard Polyiso Insulation or EnergyGuard Ultra	LRF-M	Min. 1.5-inch EnergyGuard Polyiso-HD Composite Insulation or Ultra HD Composite Insulation	LRF-M	TPO-QSA	-82.5
C-165.	Structural concrete	Min. 0.5-inch EnergyGuard Polyiso Insulation or min. 1.5-inch EnergyGuard RH	LRF-M	Min. 0.5-inch EnergyGuard HD Polyiso Cover Board or EnergyGuard HD Plus Polyiso Cover Board or min. 1.5-inch EnergyGuard Polyiso-HD Composite Insulation or Ultra HD Composite Insulation	LRF-M	TPO-QSA	-97.5
C-166.	Structural concrete	Min. 0.5-inch EnergyGuard Polyiso Insulation, EnergyGuard Ultra	LRF-M	Additional optional layers base insulation followed by min. 0.25-inch DensDeck Prime or DEXcell FA Glass Mat Roof Board	LRF-M	TPO-QSA	-232.5
C-167.	Structural concrete	Min. 0.5-inch EnergyGuard Polyiso Insulation, EnergyGuard Ultra	LRF-M	Min. 0.25-inch SECUROCK Gypsum-Fiber Roof Board	LRF-M	TPO-QSA	-97.5
C-168.	Structural concrete	Min. 1.5-inch EnergyGuard Polyiso Insulation	LRF-M Canister	(Optional) Additional layers of base insulation	LRF-M Canister	TPO-QSA	-82.5
C-169.	Structural concrete	(Optional) Min. 1.5-inch EnergyGuard Polyiso Insulation	LRF-M Canister	Min. 1.5-inch EnergyGuard Polyiso-HD Composite Insulation	LRF-M Canister	TPO-QSA	-82.5
C-170.	Structural concrete	(Optional) Min. 1.5-inch EnergyGuard Polyiso Insulation or EnergyGuard RH	LRF-M Canister	Min. 0.25-inch SECUROCK Gypsum-Fiber Roof Board, min. 0.5-inch EnergyGuard HD Polyiso Cover Board or EnergyGuard HD Plus Polyiso Cover Board or min. 1.5-inch EnergyGuard Polyiso-HD Composite Insulation	LRF-M Canister	TPO-QSA	-97.5
C-171.	Structural concrete	(Optional) Min. 1.5-inch EnergyGuard Polyiso Insulation	LRF-M Canister	Additional optional layers base insulation followed by min. 0.25-inch DensDeck Prime	LRF-M Canister	TPO-QSA	-232.5
C-172.	Structural concrete	Min. 0.5-inch EnergyGuard Polyiso Insulation	LRF-XF	(Optional) Additional layers of base insulation	LRF-XF	TPO-QSA	-82.5
C-173.	Structural concrete	(Optional) Min. 0.5-inch EnergyGuard Polyiso Insulation or EnergyGuard Ultra	LRF-XF	Min. 1.5-inch EnergyGuard Polyiso-HD Composite Insulation or Ultra HD Composite Insulation	LRF-XF	TPO-QSA	-82.5
C-174.	Structural concrete	Min. 1.5-inch EnergyGuard RA or EnergyGuard RH	LRF-XF	Min. 0.25-inch DensDeck Prime or DEXcell FA Glass Mat Roof Board	LRF-XF	TPO-QSA	-130.0
C-175.	Structural concrete	Min. 0.5-inch EnergyGuard Polyiso Insulation, EnergyGuard Ultra	LRF-XF	Additional optional layers base insulation followed by min. 0.25-inch DensDeck Prime or DEXcell FA Glass Mat Roof Board	LRF-XF	TPO-QSA	-232.5

TABLE 3A: STRUCTURAL CONCRETE DECKS - NEW CONSTRUCTION OR REROOF (TEAR-OFF)
SYSTEM TYPE A-1: BONDED INSULATION, BONDED ROOF COVER*
 REFER TO [NOTE 13](#) FOR VAPOR BARRIER OPTIONS

System No.	Deck (Note 1)	Base Insulation Layer		Top Insulation Layer		Roof Cover (Note 15)	MDP (psf)*
		Type	Attach (Notes 6,7,8)	Type	Attach (Notes 6,7,8)		
C-176.	Structural concrete	Min. 0.5-inch EnergyGuard Polyiso Insulation, EnergyGuard Ultra Polyiso Insulation or EnergyGuard RA	LRF-XF	Min. 0.25-inch SECUROCK Gypsum-Fiber Roof Board	LRF-XF	TPO-QSA	-97.5
C-177.	Structural concrete	Min. 1-inch EnergyGuard RA	OB500	(Optional) Additional layer of base insulation	OB500	TPO-QSA	-45.0
C-178.	Structural concrete	Min. 1-inch EnergyGuard RA	OB500	None	N/A	TPO-QSA	-75.0
C-179.	Structural concrete	Min. 0.5-inch EnergyGuard Polyiso Insulation	OB500	(Optional) Additional layers of base insulation	OB500	TPO-QSA	-82.5
C-180.	Structural concrete	(Optional) Min. 0.5-inch EnergyGuard Polyiso Insulation or EnergyGuard Ultra	OB500	Min. 1.5-inch EnergyGuard Polyiso-HD Composite Insulation or Ultra HD Composite Insulation	OB500	TPO-QSA	-82.5
C-181.	Structural concrete	Min. 0.5-inch EnergyGuard Polyiso Insulation or min. 1.5-inch EnergyGuard RH	OB500	Min. 0.5-inch EnergyGuard HD Polyiso Cover Board or EnergyGuard HD Plus Polyiso Cover Board or min. 1.5-inch EnergyGuard Polyiso-HD Composite Insulation or Ultra HD Composite Insulation	OB500	TPO-QSA	-97.5
C-182.	Structural concrete	Min. 1.5-inch, min. 2.0-pcf Insulfoam Roofing EPS	OB500	Min. 0.25-inch DensDeck Prime or DEXcell FA Glass Mat Roof Board	OB500	TPO-QSA	-45.0
C-183.	Structural concrete	Min. 2-inch, min. 2.0-pcf Insulfoam Roofing EPS	OB500	Min. 0.25-inch DensDeck Prime or DEXcell FA Glass Mat Roof Board	OB500	TPO-QSA	-120.0
C-184.	Structural concrete	Min. 1.5-inch EnergyGuard RA, EnergyGuard RH or EnergyGuard RN	OB500	Min. 0.25-inch DensDeck Prime or DEXcell FA Glass Mat Roof Board	OB500	TPO-QSA	-135.0
C-185.	Structural concrete	Min. 0.5-inch EnergyGuard Polyiso Insulation, EnergyGuard Ultra	OB500	Additional optional layers base insulation followed by min. 0.25-inch DensDeck Prime or DEXcell FA Glass Mat Roof Board	OB500	TPO-QSA	-232.5
C-186.	Structural concrete	Min. 1.5-inch EnergyGuard RA or EnergyGuard RN	OB500	Min. 0.25-inch DensDeck Prime or DEXcell FA Glass Mat Roof Board	OB500	TPO-QSA	-240.0
C-187.	Structural concrete	Min. 1.5-inch, min. 2.0-pcf Insulfoam Roofing EPS	OB500	Min. 0.25-inch SECUROCK Gypsum-Fiber Roof Board	OB500	TPO-QSA	-45.0
C-188.	Structural concrete	Min. 0.5-inch EnergyGuard Polyiso Insulation or EnergyGuard Ultra Polyiso Insulation, min. 1-inch EnergyGuard RA, EnergyGuard RH or EnergyGuard RN or min. 2-inch, min. 2.0-pcf Insulfoam Roofing EPS	OB500	Min. 0.25-inch SECUROCK Gypsum-Fiber Roof Board	OB500	TPO-QSA	-97.5
EVERGUARD TPO / EVERGUARD TPO QUICK SPRAY LV 50:							
C-189.	Structural concrete	Min. 0.5-inch EnergyGuard Polyiso Insulation	LRF-M	(Optional) Additional layers of base insulation	LRF-M	TPO-QSALV50	-292.5
C-190.	Structural concrete	(Optional) Min. 0.5-inch EnergyGuard Polyiso Insulation, EnergyGuard Ultra	LRF-M	Min. 1.5-inch EnergyGuard Polyiso-HD Composite Insulation	LRF-M	TPO-QSALV50	-165.0

TABLE 3A: STRUCTURAL CONCRETE DECKS - NEW CONSTRUCTION OR REROOF (TEAR-OFF)
SYSTEM TYPE A-1: BONDED INSULATION, BONDED ROOF COVER*
 REFER TO [NOTE 13](#) FOR VAPOR BARRIER OPTIONS

System No.	Deck (Note 1)	Base Insulation Layer		Top Insulation Layer		Roof Cover (Note 15)	MDP (psf)*
		Type	Attach (Notes 6,7,8)	Type	Attach (Notes 6,7,8)		
C-191.	Structural concrete	(Optional) Min. 0.5-inch EnergyGuard Polyiso Insulation, EnergyGuard Ultra	LRF-M	Min. 1.5-inch Ultra HD Composite Insulation	LRF-M	TPO-QSALV50	-187.5
C-192.	Structural concrete	Min. 0.5-inch EnergyGuard Polyiso Insulation or min. 1.5-inch EnergyGuard RH	LRF-M	Min. 0.5-inch EnergyGuard HD Polyiso Cover Board or EnergyGuard HD Plus Polyiso Cover Board or min. 1.5-inch EnergyGuard Polyiso-HD Composite Insulation or Ultra HD Composite Insulation	LRF-M	TPO-QSALV50	-97.5
C-193.	Structural concrete	Min. 0.5-inch EnergyGuard Polyiso Insulation, EnergyGuard Ultra	LRF-M	Additional optional layers base insulation followed by min. 0.25-inch DensDeck Prime	LRF-M	TPO-QSALV50	-202.5
C-194.	Structural concrete	Min. 0.25-inch SECUROCK Gypsum-Fiber Roof Board	LRF-M	None	N/A	TPO-QSALV50	-195.0
C-195.	Structural concrete	Min. 0.5-inch EnergyGuard Polyiso Insulation, EnergyGuard Ultra	LRF-M	Additional optional layers base insulation followed by Min. 0.25-inch SECUROCK Gypsum-Fiber Roof Board	LRF-M	TPO-QSALV50	-232.5
C-196.	Structural concrete	Min. 1.5-inch EnergyGuard Polyiso Insulation	LRF-M Canister	(Optional) Additional layers of base insulation	LRF-M Canister	TPO-QSALV50	-247.5
C-197.	Structural concrete	(Optional) Min. 1.5-inch EnergyGuard Polyiso Insulation	LRF-M Canister	Min. 1.5-inch EnergyGuard Polyiso-HD Composite Insulation	LRF-M Canister	TPO-QSALV50	-165.0
C-198.	Structural concrete	(Optional) Min. 1.5-inch EnergyGuard Polyiso Insulation or EnergyGuard RH	LRF-M Canister	Min. 0.5-inch EnergyGuard HD Polyiso Cover Board or EnergyGuard HD Plus Polyiso Cover Board or min. 1.5-inch EnergyGuard Polyiso-HD Composite Insulation	LRF-M Canister	TPO-QSALV50	-97.5
C-199.	Structural concrete	(Optional) Min. 1.5-inch EnergyGuard Polyiso Insulation	LRF-M Canister	Additional optional layers base insulation followed by min. 0.25-inch DensDeck Prime	LRF-M Canister	TPO-QSALV50	-202.5
C-200.	Structural concrete	(Optional) Min. 1.5-inch EnergyGuard Polyiso Insulation	LRF-M Canister	Additional optional layers base insulation followed by Min. 0.25-inch SECUROCK Gypsum-Fiber Roof Board	LRF-M Canister	TPO-QSALV50	-232.5
C-201.	Structural concrete	Min. 0.5-inch EnergyGuard Polyiso Insulation	LRF-XF	(Optional) Additional layers of base insulation	LRF-XF	TPO-QSALV50	-82.5
C-202.	Structural concrete	(Optional) Min. 0.5-inch EnergyGuard Polyiso Insulation, EnergyGuard Ultra	LRF-XF	Min. 1.5-inch EnergyGuard Polyiso-HD Composite Insulation	LRF-XF	TPO-QSALV50	-165.0
C-203.	Structural concrete	(Optional) Min. 0.5-inch EnergyGuard Polyiso Insulation, EnergyGuard Ultra	LRF-XF	Min. 1.5-inch Ultra HD Composite Insulation	LRF-XF	TPO-QSALV50	-187.5
C-204.	Structural concrete	Min. 1.5-inch EnergyGuard Polyiso Insulation	LRF-XF	(Optional) Additional layer of base insulation	LRF-XF	TPO-QSALV50	-270.0
C-205.	Structural concrete	Min. 1.5-inch EnergyGuard RA or EnergyGuard RH	LRF-XF	Min. 0.25-inch DensDeck Prime	LRF-XF	TPO-QSALV50	-130.0
C-206.	Structural concrete	Min. 0.5-inch EnergyGuard Polyiso Insulation, EnergyGuard Ultra	LRF-XF	Additional optional layers base insulation followed by min. 0.25-inch DensDeck Prime	LRF-XF	TPO-QSALV50	-202.5
C-207.	Structural concrete	Min. 0.25-inch SECUROCK Gypsum-Fiber Roof Board	LRF-XF	None	N/A	TPO-QSALV50	-195.0

TABLE 3A: STRUCTURAL CONCRETE DECKS - NEW CONSTRUCTION OR REROOF (TEAR-OFF)
SYSTEM TYPE A-1: BONDED INSULATION, BONDED ROOF COVER*
 REFER TO [NOTE 13](#) FOR VAPOR BARRIER OPTIONS

System No.	Deck (Note 1)	Base Insulation Layer		Top Insulation Layer		Roof Cover (Note 15)	MDP (psf)*
		Type	Attach (Notes 6,7,8)	Type	Attach (Notes 6,7,8)		
C-208.	Structural concrete	Min. 0.5-inch EnergyGuard Polyiso Insulation, EnergyGuard Ultra	LRF-XF	Additional optional layers base insulation followed by min. 0.25-inch SECUROCK Gypsum-Fiber Roof Board	LRF-XF	TPO-QSALV50	-232.5
C-209.	Structural concrete	Min. 0.5-inch EnergyGuard Polyiso Insulation, EnergyGuard Ultra	LRF-XF	Additional optional layers base insulation followed by min. 0.25-inch SECUROCK Gypsum-Fiber Roof Board	LRF-XF	TPO-QSALV50	-232.5
C-210.	Structural concrete	Min. 1-inch EnergyGuard RA	OB500	(Optional) Additional layer of base insulation	OB500	TPO-QSALV50	-45.0
C-211.	Structural concrete	Min. 1-inch EnergyGuard RA	OB500	None	N/A	TPO-QSALV50	-75.0
C-212.	Structural concrete	(Optional) Min. 0.5-inch EnergyGuard Polyiso Insulation, EnergyGuard Ultra	OB500	Min. 1.5-inch EnergyGuard Polyiso-HD Composite Insulation	OB500	TPO-QSALV50	-165.0
C-213.	Structural concrete	(Optional) Min. 0.5-inch EnergyGuard Polyiso Insulation, EnergyGuard Ultra	OB500	Min. 1.5-inch Ultra HD Composite Insulation	OB500	TPO-QSALV50	-187.5
C-214.	Structural concrete	Min. 0.5-inch EnergyGuard Polyiso Insulation	OB500	(Optional) Additional layers of base insulation	OB500	TPO-QSALV50	-292.5
C-215.	Structural concrete	Min. 0.5-inch EnergyGuard Polyiso Insulation or min. 1.5-inch EnergyGuard RH	OB500	Min. 0.5-inch EnergyGuard HD Polyiso Cover Board or EnergyGuard HD Plus Polyiso Cover Board or min. 1.5-inch EnergyGuard Polyiso-HD Composite Insulation or Ultra HD Composite Insulation	OB500	TPO-QSALV50	-97.5
C-216.	Structural concrete	Min. 1.5-inch, min. 2.0-pcf Insulfoam Roofing EPS	OB500	Min. 0.25-inch DensDeck Prime	OB500	TPO-QSALV50	-45.0
C-217.	Structural concrete	Min. 1.5-inch EnergyGuard RA, EnergyGuard RH or EnergyGuard RN	OB500	Min. 0.25-inch DensDeck Prime	OB500	TPO-QSALV50	-135.0
C-218.	Structural concrete	Min. 0.5-inch EnergyGuard Polyiso Insulation, EnergyGuard Ultra	OB500	Additional optional layers base insulation followed by min. 0.25-inch DensDeck Prime	OB500	TPO-QSALV50	-202.5
C-219.	Structural concrete	Min. 1.5-inch, min. 2.0-pcf Insulfoam Roofing EPS	OB500	Min. 0.25-inch SECUROCK Gypsum-Fiber Roof Board	OB500	TPO-QSALV50	-45.0
C-220.	Structural concrete	Min. 1-inch EnergyGuard RA, EnergyGuard RH or EnergyGuard RN	OB500	Min. 0.25-inch SECUROCK Gypsum-Fiber Roof Board	OB500	TPO-QSALV50	-127.5
C-221.	Structural concrete	Min. 0.25-inch SECUROCK Gypsum-Fiber Roof Board	OB500	None	N/A	TPO-QSALV50	-195.0
C-222.	Structural concrete	Min. 0.5-inch EnergyGuard Polyiso Insulation, EnergyGuard Ultra	OB500	Additional optional layers base insulation followed by min. 0.25-inch SECUROCK Gypsum-Fiber Roof Board	OB500	TPO-QSALV50	-232.5
C-223.	Structural concrete	Min. 1.5-inch EnergyGuard RA or EnergyGuard RN	OB500	Min. 0.25-inch SECUROCK Gypsum-Fiber Roof Board	OB500	TPO-QSALV50	-240.0
C-224.	Structural concrete	Min. 2-inch EnergyGuard Polyiso Insulation, EnergyGuard RA, EnergyGuard RH or EnergyGuard RN	OB500	Min. 0.25-inch SECUROCK Gypsum-Fiber Roof Board	OB500	TPO-QSALV50	-247.5

TABLE 3A: STRUCTURAL CONCRETE DECKS - NEW CONSTRUCTION OR REROOF (TEAR-OFF)
SYSTEM TYPE A-1: BONDED INSULATION, BONDED ROOF COVER*
 REFER TO [NOTE 13](#) FOR VAPOR BARRIER OPTIONS

System No.	Deck (Note 1)	Base Insulation Layer		Top Insulation Layer		Roof Cover (Note 15)	MDP (psf)*
		Type	Attach (Notes 6,7,8)	Type	Attach (Notes 6,7,8)		
C-225.	Structural concrete	Min. 1-inch EnergyGuard RH	OB500	Min. 0.25-inch SECUROCK Gypsum-Fiber Roof Board	OB500	TPO-QSALV50	-502.5
TRIPPOSITE ROOFING SYSTEM:							
C-226.	Structural concrete (ASTM D41 primed)	Min. 2-inch EnergyGuard Polyiso Insulation or EnergyGuard Ultra or min. 1.5-inch EnergyGuard RA or EnergyGuard RN	Hot Asphalt	(Optional) Additional layers of base insulation	Hot asphalt	Triposite System. Note 15C	-172.5
EVERGUARD TPO FLEECE-BACK MEMBRANE OR EVERGUARD TPO FLEECE-BACK MEMBRANE 100, 115 OR 135 IN HOT ASPHALT:							
C-227.	Structural concrete (ASTM D41 primed)	Min. 1.5-inch EnergyGuard RA, EnergyGuard RH, EnergyGuard RN	Hot Asphalt	Min. 0.25-inch DensDeck	Hot asphalt	TPOFB-HA1 or TPOFB-HA2	-45.0
C-228.	Structural concrete (ASTM D41 primed)	Min. 1-inch EnergyGuard RH	Hot asphalt	None	N/A	TPOFB-HA1 or TPOFB-HA2	-470.0
C-229.	Structural concrete	Min. 1.5-inch EnergyGuard RA, EnergyGuard RH, EnergyGuard RN	OB500	Min. 0.25-inch DensDeck	OB500	TPOFB-HA1 or TPOFB-HA2	-45.0
EVERGUARD TPO FLEECE-BACK MEMBRANE IN EVERGUARD WB181 BONDING ADHESIVE:							
C-230.	Structural concrete	Min. 0.5-inch EnergyGuard Polyiso Insulation or min. 1.5-inch EnergyGuard RH	LRF-M	Min. 0.5-inch EnergyGuard RH HD Polyiso Insulation, EnergyGuard HD Polyiso Cover Board or EnergyGuard HD Plus Polyiso Cover Board or min. 1.5-inch EnergyGuard Polyiso-HD Composite Insulation or Ultra HD Composite Insulation	LRF-M	TPOFB-WB	-97.5
C-231.	Structural concrete	(Optional) Min. 0.5-inch EnergyGuard Polyiso Insulation, EnergyGuard Ultra	LRF-M	Min. 1.5-inch EnergyGuard Polyiso-HD Composite Insulation	LRF-M	TPOFB-WB	-165.0
C-232.	Structural concrete	(Optional) Min. 0.5-inch EnergyGuard Polyiso Insulation, EnergyGuard Ultra	LRF-M	Min. 1.5-inch Ultra HD Composite Insulation	LRF-M	TPOFB-WB	-187.5
C-233.	Structural concrete	Min. 0.25-inch SECUROCK Gypsum-Fiber Roof Board	LRF-M	None	N/A	TPOFB-WB	-195.0
C-234.	Structural concrete	Min. 0.5-inch EnergyGuard Polyiso Insulation, EnergyGuard Ultra	LRF-M	Additional optional layers base insulation followed by min. 0.25-inch DensDeck Prime or SECUROCK Gypsum-Fiber Roof Board	LRF-M	TPOFB-WB	-232.5
C-235.	Structural concrete	(Optional) Min. 1.5-inch EnergyGuard Polyiso Insulation or EnergyGuard RH	LRF-M Canister	Min. 0.5-inch EnergyGuard RH HD Polyiso Insulation, EnergyGuard HD Polyiso Cover Board or EnergyGuard HD Plus Polyiso Cover Board or min. 1.5-inch EnergyGuard Polyiso-HD Composite Insulation	LRF-M Canister	TPOFB-WB	-97.5
C-236.	Structural concrete	(Optional) Min. 1.5-inch EnergyGuard Polyiso Insulation	LRF-M Canister	Min. 1.5-inch EnergyGuard Polyiso-HD Composite Insulation	LRF-M Canister	TPOFB-WB	-165.0

TABLE 3A: STRUCTURAL CONCRETE DECKS - NEW CONSTRUCTION OR REROOF (TEAR-OFF)
SYSTEM TYPE A-1: BONDED INSULATION, BONDED ROOF COVER*
 REFER TO [NOTE 13](#) FOR VAPOR BARRIER OPTIONS

System No.	Deck (Note 1)	Base Insulation Layer		Top Insulation Layer		Roof Cover (Note 15)	MDP (psf)*
		Type	Attach (Notes 6,7,8)	Type	Attach (Notes 6,7,8)		
C-237.	Structural concrete	(Optional) Min. 1.5-inch EnergyGuard Polyiso Insulation	LRF-M Canister	Additional optional layers base insulation followed by min. 0.25-inch DensDeck Prime or SECUROCK Gypsum-Fiber Roof Board	LRF-M Canister	TPOFB-WB	-232.5
C-238.	Structural concrete	Min. 1.5-inch EnergyGuard Polyiso Insulation	LRF-M Canister	(Optional) Additional layers of base insulation	LRF-M Canister	TPOFB-WB	-247.5
C-239.	Structural concrete	Min. 0.5-inch EnergyGuard Polyiso Insulation, EnergyGuard Ultra	LRF-M	(Optional) Additional layers of base insulation	LRF-M	TPOFB-WB	-292.5
C-240.	Structural concrete	(Optional) Min. 0.5-inch EnergyGuard Polyiso Insulation, EnergyGuard Ultra	LRF-XF	Min. 1.5-inch EnergyGuard Polyiso-HD Composite Insulation	LRF-XF	TPOFB-WB	-165.0
C-241.	Structural concrete	(Optional) Min. 0.5-inch EnergyGuard Polyiso Insulation, EnergyGuard Ultra	LRF-XF	Min. 1.5-inch Ultra HD Composite Insulation	LRF-XF	TPOFB-WB	-187.5
C-242.	Structural concrete	Min. 0.25-inch SECUROCK Gypsum-Fiber Roof Board	LRF-XF	None	N/A	TPOFB-WB	-195.0
C-243.	Structural concrete	Min. 0.5-inch EnergyGuard Polyiso Insulation, EnergyGuard Ultra	LRF-XF	Additional optional layers base insulation followed by min. 0.25-inch DensDeck Prime or SECUROCK Gypsum-Fiber Roof Board	LRF-XF	TPOFB-WB	-232.5
C-244.	Structural concrete	Min. 1-inch EnergyGuard RA, EnergyGuard RH or EnergyGuard RN	OB500	Min. 0.25-inch DensDeck Prime or SECUROCK Gypsum-Fiber Roof Board	OB500	TPOFB-WB	-52.5
C-245.	Structural concrete	Min. 0.5-inch EnergyGuard Polyiso Insulation or min. 1.5-inch EnergyGuard RH	OB500	Min. 0.5-inch EnergyGuard RH HD Polyiso Insulation, EnergyGuard HD Polyiso Cover Board or EnergyGuard HD Plus Polyiso Cover Board or min. 1.5-inch EnergyGuard Polyiso-HD Composite Insulation or Ultra HD Composite Insulation	OB500	TPOFB-WB	-97.5
C-246.	Structural concrete	Min. 0.5-inch EnergyGuard Polyiso Insulation or min. 1.5-inch EnergyGuard RH	OB500	Min. 0.5-inch EnergyGuard RH HD Polyiso Insulation, EnergyGuard HD Polyiso Cover Board or EnergyGuard HD Plus Polyiso Cover Board or min. 1.5-inch EnergyGuard Polyiso-HD Composite Insulation or Ultra HD Composite Insulation	OB500	TPOFB-WB	-97.5
C-247.	Structural concrete	Min. 1-inch EnergyGuard RA, EnergyGuard RH or EnergyGuard RN	OB500	(Optional) Additional layer of base insulation	OB500	TPOFB-WB	-127.5
C-248.	Structural concrete	(Optional) Min. 0.5-inch EnergyGuard Polyiso Insulation, EnergyGuard Ultra	OB500	Min. 1.5-inch EnergyGuard Polyiso-HD Composite Insulation	OB500	TPOFB-WB	-165.0
C-249.	Structural concrete	(Optional) Min. 0.5-inch EnergyGuard Polyiso Insulation, EnergyGuard Ultra	OB500	Min. 1.5-inch Ultra HD Composite Insulation	OB500	TPOFB-WB	-187.5
C-250.	Structural concrete	Min. 0.25-inch SECUROCK Gypsum-Fiber Roof Board	OB500	None	N/A	TPOFB-WB	-195.0
C-251.	Structural concrete	Min. 1.5-inch EnergyGuard RA, EnergyGuard RH or EnergyGuard RN	OB500	(Optional) Additional layers base insulation	OB500	TPOFB-WB	-225.0
C-252.	Structural concrete	Min. 0.5-inch EnergyGuard Polyiso Insulation, EnergyGuard Ultra	OB500	Additional optional layers base insulation followed by min. 0.25-inch DensDeck Prime or SECUROCK Gypsum-Fiber Roof Board	OB500	TPOFB-WB	-232.5

TABLE 3A: STRUCTURAL CONCRETE DECKS - NEW CONSTRUCTION OR REROOF (TEAR-OFF)
SYSTEM TYPE A-1: BONDED INSULATION, BONDED ROOF COVER*
 REFER TO [NOTE 13](#) FOR VAPOR BARRIER OPTIONS

System No.	Deck (Note 1)	Base Insulation Layer		Top Insulation Layer		Roof Cover (Note 15)	MDP (psf)*
		Type	Attach (Notes 6,7,8)	Type	Attach (Notes 6,7,8)		
C-253.	Structural concrete	Min. 1.5-inch EnergyGuard RA, EnergyGuard RH or EnergyGuard RN	OB500	Min. 0.25-inch DensDeck Prime or SECUROCK Gypsum-Fiber Roof Board	OB500	TPOFB-WB	-240.0
C-254.	Structural concrete	Min. 0.5-inch EnergyGuard Polyiso Insulation, EnergyGuard Ultra	OB500	(Optional) Additional layers of base insulation	OB500	TPOFB-WB	-292.5
EVERGUARD TPO FLEECE-BACK MEMBRANE OR EVERGUARD TPO FLEECE-BACK MEMBRANE 100, 115 OR 135 IN LRF ADHESIVE M OR LRF ADHESIVE O:							
C-255.	Structural concrete	Min. 1.5-inch EnergyGuard RA, EnergyGuard RH or EnergyGuard RN	LRF-M	(Optional) Additional layers base insulation	LRF-M	TPOFB-LM1, TPOFB-LM2, TPOFB-LO1 or TPOFB-LO2 (12-inch o.c.)	-45.0
C-256.	Structural concrete	(Optional) Min. 1-inch EnergyGuard RA	LRF-M	Min. 1.75-inch ACfoam Composite/GB	LRF-M	TPOFB-LO1 or TPOFB-LO2 (12-inch o.c.)	-45.0
C-257.	Structural concrete	Min. 1-inch EnergyGuard RA, EnergyGuard RH, EnergyGuard RN	LRF-M	Min. 0.25-inch DensDeck Prime	LRF-M	TPOFB-LO1 or TPOFB-LO2 (12-inch o.c.)	-45.0
C-258.	Structural concrete	Min. 0.5-inch EnergyGuard Polyiso Insulation, EnergyGuard Ultra	LRF-M	Additional optional layers base insulation followed by min. 0.25-inch DensDeck Prime	LRF-M	TPOFB-LO1 or TPOFB-LO2 (12-inch o.c.)	-45.0
C-259.	Structural concrete	Min. 1-inch EnergyGuard RA, EnergyGuard RH, EnergyGuard RN	LRF-M	Min. 0.25-inch SECUROCK Gypsum-Fiber Roof Board	LRF-M	TPOFB-LM1, TPOFB-LM2, TPOFB-LO1 or TPOFB-LO2 (12-inch o.c.)	-45.0
C-260.	Structural concrete	Min. 1-inch EnergyGuard RA, EnergyGuard RH, EnergyGuard RN	LRF-M	Min. 0.25-inch DEXcell FA Glass Mat Roof Board	LRF-M	TPOFB-LM1 or TPOFB-LM2 (12-inch o.c.)	-45.0
C-261.	Structural concrete	Min. 0.5-inch EnergyGuard Polyiso Insulation, EnergyGuard Ultra	LRF-M	Additional optional layers base insulation followed by min. 0.25-inch SECUROCK Gypsum-Fiber Roof Board	LRF-M	TPOFB-LM1, TPOFB-LM2, TPOFB-LO1 or TPOFB-LO2 (12-inch o.c.)	-45.0
C-262.	Structural concrete	Min. 0.5-inch EnergyGuard Polyiso Insulation, EnergyGuard Ultra	LRF-M	Additional optional layers base insulation followed by min. 0.25-inch DEXcell FA Glass Mat Roof Board	LRF-M	TPOFB-LM1 or TPOFB-LM2 (12-inch o.c.)	-45.0
C-263.	Structural concrete	Min. 0.5-inch EnergyGuard Polyiso Insulation, EnergyGuard Ultra	LRF-M	(Optional) Additional layers base insulation	LRF-M	TPOFB-LM1, TPOFB-LM2, TPOFB-LO1 or TPOFB-LO2 (12-inch o.c.)	-60.0
C-264.	Structural concrete	(Optional) Min. 0.5-inch EnergyGuard Polyiso Insulation, EnergyGuard Ultra	LRF-M	Min. 1.5-inch EnergyGuard Polyiso-HD Composite Insulation or Ultra HD Composite Insulation	LRF-M	TPOFB-LM1, TPOFB-LM2, TPOFB-LO1 or TPOFB-LO2 (12-inch o.c.)	-60.0
C-265.	Structural concrete	Min. 1.5-inch EnergyGuard Polyiso Insulation, EnergyGuard RN, EnergyGuard RM	LRF-M	Min. 0.25-inch DensDeck Prime, DEXcell FA Glass Mat Roof Board or SECUROCK Gypsum-Fiber Roof Board	LRF-M	TPOFB-LM1 or TPOFB-LM2 (12-inch o.c.)	-67.5
C-266.	Structural concrete	(Optional) Min. 0.5-inch EnergyGuard Polyiso Insulation, EnergyGuard Ultra	LRF-M	Min. 1.5-inch EnergyGuard Polyiso-HD Composite Insulation	LRF-M	TPOFB-LM1, TPOFB-LM2, TPOFB-LO1 or TPOFB-LO2 (4-inch o.c.)	-165.0
C-267.	Structural concrete	(Optional) Min. 0.5-inch EnergyGuard Polyiso Insulation, EnergyGuard Ultra	LRF-M	Min. 1.5-inch Ultra HD Composite Insulation	LRF-M	TPOFB-LM1, TPOFB-LM2, TPOFB-LO1 or TPOFB-LO2 (4-inch o.c.)	-180.0
C-268.	Structural concrete	Min. 0.5-inch EnergyGuard Polyiso Insulation, EnergyGuard Ultra Polyiso Insulation, EnergyGuard RH, EnergyGuard RN	LRF-M	Optional additional layers base insulation followed by min. 0.25-inch DensDeck Prime or SECUROCK Gypsum-Fiber Roof Board	LRF-M	TPOFB-LM1, TPOFB-LM2, TPOFB-LO1 or TPOFB-LO2 (4-inch o.c.)	-180.0
C-269.	Structural concrete	Min. 0.5-inch EnergyGuard Polyiso Insulation, EnergyGuard Ultra Polyiso Insulation, EnergyGuard RH, EnergyGuard RN	LRF-M	Optional additional layers base insulation followed by min. 0.25-inch DEXcell FA Glass Mat Roof Board	LRF-M	TPOFB-LM1 or TPOFB-LM2 (4-inch o.c.)	-180.0

TABLE 3A: STRUCTURAL CONCRETE DECKS - NEW CONSTRUCTION OR REROOF (TEAR-OFF)
SYSTEM TYPE A-1: BONDED INSULATION, BONDED ROOF COVER*
 REFER TO [NOTE 13](#) FOR VAPOR BARRIER OPTIONS

System No.	Deck (Note 1)	Base Insulation Layer		Top Insulation Layer		Roof Cover (Note 15)	MDP (psf)*
		Type	Attach (Notes 6,7,8)	Type	Attach (Notes 6,7,8)		
C-270.	Structural concrete	Min. 0.25-inch DensDeck Prime or SECUROCK Gypsum-Fiber Roof Board	LRF-M	None	N/A	TPOFB-LM1, TPOFB-LM2, TPOFB-LO1 or TPOFB-LO2 (4-inch o.c.)	-195.0
C-271.	Structural concrete	Min. 0.5-inch EnergyGuard Polyiso Insulation	LRF-M	(Optional) Additional layers base insulation	LRF-M	TPOFB-LM1 or TPOFB-LM2 (4-inch o.c.)	-210.0
C-272.	Structural concrete	Min. 1.5-inch EnergyGuard RA, EnergyGuard RH or EnergyGuard RN	LRF-M Canister	(Optional) Additional layers base insulation	LRF-M Canister	TPOFB-LM1, TPOFB-LM2, TPOFB-LO1 or TPOFB-LO2 (12-inch o.c.)	-45.0
C-273.	Structural concrete	Min. 1.5-inch EnergyGuard RA, EnergyGuard RH, EnergyGuard RN	LRF-M Canister	Min. 0.25-inch DensDeck Prime	LRF-M Canister	TPOFB-LO1 or TPOFB-LO2 (12-inch o.c.)	-45.0
C-274.	Structural concrete	Min. 1.5-inch EnergyGuard Polyiso Insulation	LRF-M Canister	Additional optional layers base insulation followed by min. 0.25-inch DensDeck Prime	LRF-M Canister	TPOFB-LO1 or TPOFB-LO2 (12-inch o.c.)	-45.0
C-275.	Structural concrete	Min. 1.5-inch EnergyGuard RA, EnergyGuard RH, EnergyGuard RN	LRF-M Canister	Min. 0.25-inch SECUROCK Gypsum-Fiber Roof Board	LRF-M Canister	TPOFB-LM1, TPOFB-LM2, TPOFB-LO1 or TPOFB-LO2 (12-inch o.c.)	-45.0
C-276.	Structural concrete	Min. 1.5-inch EnergyGuard Polyiso Insulation	LRF-M Canister	Additional optional layers base insulation followed by min. 0.25-inch SECUROCK Gypsum-Fiber Roof Board	LRF-M Canister	TPOFB-LM1, TPOFB-LM2, TPOFB-LO1 or TPOFB-LO2 (12-inch o.c.)	-45.0
C-277.	Structural concrete	Min. 1.5-inch EnergyGuard Polyiso Insulation	LRF-M Canister	(Optional) Additional layers base insulation	LRF-M Canister	TPOFB-LM1, TPOFB-LM2, TPOFB-LO1 or TPOFB-LO2 (12-inch o.c.)	-60.0
C-278.	Structural concrete	(Optional) Min. 1.5-inch EnergyGuard Polyiso Insulation	LRF-M Canister	Min. 1.5-inch EnergyGuard Polyiso-HD Composite Insulation	LRF-M Canister	TPOFB-LM1, TPOFB-LM2, TPOFB-LO1 or TPOFB-LO2 (12-inch o.c.)	-60.0
C-279.	Structural concrete	Min. 1.5-inch EnergyGuard Polyiso Insulation, EnergyGuard RN, EnergyGuard RM	LRF-M Canister	Min. 0.25-inch DensDeck Prime or SECUROCK Gypsum-Fiber Roof Board	LRF-M Canister	TPOFB-LM1 or TPOFB-LM2 (12-inch o.c.)	-67.5
C-280.	Structural concrete	(Optional) Min. 1.5-inch EnergyGuard Polyiso Insulation	LRF-M Canister	Min. 1.5-inch EnergyGuard Polyiso-HD Composite Insulation	LRF-M Canister	TPOFB-LM1, TPOFB-LM2, TPOFB-LO1 or TPO-LO2 (4-inch o.c.)	-165.0
C-281.	Structural concrete	Min. 1.5-inch EnergyGuard Polyiso Insulation, EnergyGuard RH or EnergyGuard RN	LRF-M Canister	Optional additional layers base insulation followed by min. 0.25-inch DensDeck Prime or SECUROCK Gypsum-Fiber Roof Board	LRF-M Canister	TPOFB-LM1, TPOFB-LM2, TPOFB-LO1 or TPO-LO2 (4-inch o.c.)	-180.0
C-282.	Structural concrete	Min. 0.25-inch DensDeck Prime or SECUROCK Gypsum-Fiber Roof Board	LRF-M Canister	None	N/A	TPOFB-LM1, TPOFB-LM2, TPOFB-LO1 or TPO-LO2 (4-inch o.c.)	-195.0
C-283.	Structural concrete	Min. 1.5-inch EnergyGuard Polyiso Insulation	LRF-M Canister	(Optional) Additional layers base insulation	LRF-M Canister	TPOFB-LM1 or TPOFB-LM2 (4-inch o.c.)	-210.0
C-284.	Structural concrete	Min. 0.5-inch EnergyGuard Polyiso Insulation, EnergyGuard Ultra	LRF-XF	Additional optional layers base insulation followed by min. 0.25-inch DensDeck Prime or DEXcell FA Glass Mat Roof Board	LRF-XF	TPOFB-LM1 or TPOFB-LM2 (12-inch o.c.)	-37.5
C-285.	Structural concrete	Min. 0.5-inch EnergyGuard Polyiso Insulation, EnergyGuard Ultra	LRF-XF	Additional optional layers base insulation followed by min. 0.25-inch DensDeck Prime	LRF-XF	TPOFB-LO1 or TPOFB-LO2 (12-inch o.c.)	-45.0
C-286.	Structural concrete	Min. 0.5-inch EnergyGuard Polyiso Insulation, EnergyGuard Ultra	LRF-XF	Additional optional layers base insulation followed by min. 0.25-inch SECUROCK Gypsum-Fiber Roof Board	LRF-XF	TPOFB-LM1, TPOFB-LM2, TPOFB-LO1 or TPOFB-LO2 (12-inch o.c.)	-45.0
C-287.	Structural concrete	Min. 0.5-inch EnergyGuard Polyiso Insulation, EnergyGuard Ultra	LRF-XF	Additional optional layers base insulation followed by min. 0.25-inch DEXcell FA Glass Mat Roof Board	LRF-XF	TPOFB-LM1 or TPOFB-LM2 (12-inch o.c.)	-45.0

TABLE 3A: STRUCTURAL CONCRETE DECKS - NEW CONSTRUCTION OR REROOF (TEAR-OFF)
SYSTEM TYPE A-1: BONDED INSULATION, BONDED ROOF COVER*
 REFER TO [NOTE 13](#) FOR VAPOR BARRIER OPTIONS

System No.	Deck (Note 1)	Base Insulation Layer		Top Insulation Layer		Roof Cover (Note 15)	MDP (psf)*
		Type	Attach (Notes 6,7,8)	Type	Attach (Notes 6,7,8)		
C-288.	Structural concrete	Min. 0.5-inch EnergyGuard Polyiso Insulation, EnergyGuard Ultra	LRF-XF	(Optional) Additional layers base insulation	LRF-XF	TPOFB-LM1, TPOFB-LM2, TPOFB-LO1 or TPOFB-LO2 (12-inch o.c.)	-60.0
C-289.	Structural concrete	(Optional) Min. 0.5-inch EnergyGuard Polyiso Insulation, EnergyGuard Ultra	LRF-XF	Min. 1.5-inch EnergyGuard Polyiso-HD Composite Insulation or Ultra HD Composite Insulation	LRF-XF	TPOFB-LM1, TPOFB-LM2, TPOFB-LO1 or TPOFB-LO2 (12-inch o.c.)	-60.0
C-290.	Structural concrete	(Optional) Min. 0.5-inch EnergyGuard Polyiso Insulation, EnergyGuard Ultra	LRF-XF	Min. 1.5-inch EnergyGuard Polyiso-HD Composite Insulation	LRF-XF	TPOFB-LM1, TPOFB-LM2, TPOFB-LO1 or TPOFB-LO2 (4-inch o.c.)	-165.0
C-291.	Structural concrete	(Optional) Min. 0.5-inch EnergyGuard Polyiso Insulation, EnergyGuard Ultra	LRF-XF	Min. 1.5-inch Ultra HD Composite Insulation	LRF-XF	TPOFB-LM1, TPOFB-LM2, TPOFB-LO1 or TPOFB-LO2 (4-inch o.c.)	-180.0
C-292.	Structural concrete	Min. 0.5-inch EnergyGuard Polyiso Insulation, EnergyGuard Ultra or EnergyGuard RH	LRF-XF	Optional additional layers base insulation followed by min. 0.25-inch DensDeck Prime or SECUROCK Gypsum-Fiber Roof Board	LRF-XF	TPOFB-LM1, TPOFB-LM2, TPOFB-LO1 or TPOFB-LO2 (4-inch o.c.)	-180.0
C-293.	Structural concrete	Min. 0.5-inch EnergyGuard Polyiso Insulation, EnergyGuard Ultra or EnergyGuard RH	LRF-XF	Optional additional layers base insulation followed by min. 0.25-inch DEXcell FA Glass Mat Roof Board	LRF-XF	TPOFB-LM1 or TPOFB-LM2 (4-inch o.c.)	-180.0
C-294.	Structural concrete	Min. 0.25-inch DensDeck Prime or SECUROCK Gypsum-Fiber Roof Board	LRF-XF	None	N/A	TPOFB-LM1, TPOFB-LM2, TPOFB-LO1 or TPOFB-LO2 (4-inch o.c.)	-195.0
C-295.	Structural concrete	Min. 1.5-inch EnergyGuard RA, EnergyGuard RH or EnergyGuard RN	OB500	(Optional) Additional layers base insulation	OB500	TPOFB-LM1, TPOFB-LM2, TPOFB-LO1 or TPOFB-LO2 (12-inch o.c.)	-45.0
C-296.	Structural concrete	(Optional) Min. 1-inch EnergyGuard RA	OB500	Min. 1.75-inch ACfoam Composite/GB	OB500	TPOFB-LO1 or TPOFB-LO2 (12-inch o.c.)	-45.0
C-297.	Structural concrete	Min. 1-inch EnergyGuard RA, EnergyGuard RH, EnergyGuard RN	OB500	Min. 0.25-inch DensDeck Prime	OB500	TPOFB-LO1 or TPOFB-LO2 (12-inch o.c.)	-45.0
C-298.	Structural concrete	Min. 0.5-inch EnergyGuard Polyiso Insulation, EnergyGuard Ultra	OB500	Additional optional layers base insulation followed by min. 0.25-inch DensDeck Prime	OB500	TPOFB-LO1 or TPOFB-LO2 (12-inch o.c.)	-45.0
C-299.	Structural concrete	Min. 1-inch EnergyGuard RA, EnergyGuard RH, EnergyGuard RN	OB500	Min. 0.25-inch SECUROCK Gypsum-Fiber Roof Board	OB500	TPOFB-LM1, TPOFB-LM2, TPOFB-LO1 or TPOFB-LO2 (12-inch o.c.)	-45.0
C-300.	Structural concrete	Min. 1-inch EnergyGuard RA, EnergyGuard RH, EnergyGuard RN	OB500	Min. 0.25-inch DEXcell FA Glass Mat Roof Board	OB500	TPOFB-LM1 or TPOFB-LM2 (12-inch o.c.)	-45.0
C-301.	Structural concrete	Min. 0.5-inch EnergyGuard Polyiso Insulation, EnergyGuard Ultra	OB500	Additional optional layers base insulation followed by min. 0.25-inch SECUROCK Gypsum-Fiber Roof Board	OB500	TPOFB-LM1, TPOFB-LM2, TPOFB-LO1 or TPOFB-LO2 (12-inch o.c.)	-45.0
C-302.	Structural concrete	Min. 1-inch EnergyGuard RA, EnergyGuard RH, EnergyGuard RN	OB500	Min. 0.25-inch DEXcell FA Glass Mat Roof Board	OB500	TPOFB-LM1 or TPOFB-LM2 (12-inch o.c.)	-45.0
C-303.	Structural concrete	Min. 1.5-inch EnergyGuard RA, EnergyGuard RH, EnergyGuard RN	OB500	(Optional) Additional layer of base insulation	OB500	TPOFB-LO1 or TPOFB-LO2 (12-inch o.c.)	-45.0
C-304.	Structural concrete	Min. 1.5-inch EnergyGuard RA, EnergyGuard RH, EnergyGuard RN	OB500	Min. 0.25-inch DensDeck Prime or SECUROCK Gypsum-Fiber Roof Board	OB500	TPOFB-LO1 or TPOFB-LO2 (12-inch o.c.)	-45.0
C-305.	Structural concrete	Min. 1.5-inch EnergyGuard Polyiso Insulation, EnergyGuard Ultra	OB500	(Optional) Additional layer of base insulation	OB500	TPOFB-LO1 or TPOFB-LO2 (12-inch o.c.)	-60.0

**TABLE 3A: STRUCTURAL CONCRETE DECKS - NEW CONSTRUCTION OR REROOF (TEAR-OFF)
SYSTEM TYPE A-1: BONDED INSULATION, BONDED ROOF COVER***

REFER TO [NOTE 13](#) FOR VAPOR BARRIER OPTIONS

System No.	Deck (Note 1)	Base Insulation Layer		Top Insulation Layer		Roof Cover (Note 15)	MDP (psf) *
		Type	Attach (Notes 6,7,8)	Type	Attach (Notes 6,7,8)		
C-306.	Structural concrete	Min. 0.5-inch EnergyGuard Polyiso Insulation, EnergyGuard Ultra	OB500	(Optional) Additional layers base insulation	OB500	TPOFB-LM1, TPOFB-LM2, TPOFB-LO1 or TPOFB-LO2 (12-inch o.c.)	-60.0
C-307.	Structural concrete	(Optional) Min. 0.5-inch EnergyGuard Polyiso Insulation, EnergyGuard Ultra	OB500	Min. 1.5-inch EnergyGuard Polyiso-HD Composite Insulation or Ultra HD Composite Insulation	OB500	TPOFB-LM1, TPOFB-LM2, TPOFB-LO1 or TPOFB-LO2 (12-inch o.c.)	-60.0
C-308.	Structural concrete	(Optional) Min. 0.5-inch EnergyGuard Polyiso Insulation, EnergyGuard Ultra	OB500	Min. 1.5-inch EnergyGuard Polyiso-HD Composite Insulation	OB500	TPOFB-LM1, TPOFB-LM2, TPOFB-LO1 or TPOFB-LO2 (4-inch o.c.)	-165.0
C-309.	Structural concrete	(Optional) Min. 0.5-inch EnergyGuard Polyiso Insulation, EnergyGuard Ultra	OB500	Min. 1.5-inch Ultra HD Composite Insulation	OB500	TPOFB-LM1, TPOFB-LM2, TPOFB-LO1 or TPOFB-LO2 (4-inch o.c.)	-180.0
C-310.	Structural concrete	Min. 0.5-inch EnergyGuard Polyiso Insulation, EnergyGuard Ultra Polyiso Insulation, EnergyGuard RH, EnergyGuard RN	OB500	Optional additional layers base insulation followed by min. 0.25-inch DensDeck Prime or SECUROCK Gypsum-Fiber Roof Board	OB500	TPOFB-LM1, TPOFB-LM2, TPOFB-LO1 or TPOFB-LO2 (4-inch o.c.)	-180.0
C-311.	Structural concrete	Min. 0.5-inch EnergyGuard Polyiso Insulation, EnergyGuard Ultra Polyiso Insulation, EnergyGuard RH, EnergyGuard RN	OB500	Optional additional layers base insulation followed by min. 0.25-inch DEXcell FA Glass Mat Roof Board	OB500	TPOFB-LM1 or TPOFB-LM2 (4-inch o.c.)	-180.0
C-312.	Structural concrete	Min. 0.25-inch DensDeck Prime or SECUROCK Gypsum-Fiber Roof Board	OB500	None	N/A	TPOFB-LM1, TPOFB-LM2, TPOFB-LO1 or TPOFB-LO2 (4-inch o.c.)	-195.0
EVERGUARD TPO FLEECE-BACK MEMBRANE OR EVERGUARD TPO FLEECE-BACK MEMBRANE 100, 115 OR 135 IN SPATTER-APPLIED ADHESIVE:							
C-313.	Structural concrete	(Optional) Min. 0.5-inch EnergyGuard Polyiso Insulation, EnergyGuard Ultra	LRF-M	Min. 1.5-inch EnergyGuard Polyiso-HD Composite Insulation	LRF-M	TPOFB-OB1, TPOFB-OB2, TPOFB-XF1 or TPOFB-XF2	-165.0
C-314.	Structural concrete	(Optional) Min. 0.5-inch EnergyGuard Polyiso Insulation, EnergyGuard Ultra	LRF-M	Min. 1.5-inch Ultra HD Composite Insulation	LRF-M	TPOFB-OB1, TPOFB-OB2, TPOFB-XF1 or TPOFB-XF2	-180.0
C-315.	Structural concrete	Min. 0.5-inch EnergyGuard Polyiso Insulation, EnergyGuard Ultra	LRF-M	(Optional) Additional layers base insulation	LRF-M	TPOFB-OB1, TPOFB-OB2, TPOFB-XF1 or TPOFB-XF2	-180.0
C-316.	Structural concrete	Min. 0.5-inch EnergyGuard Polyiso Insulation, EnergyGuard Ultra Polyiso Insulation, EnergyGuard RH, EnergyGuard RN	LRF-M	Optional additional layers base insulation followed by min. 0.25-inch DensDeck Prime, DEXcell FA Glass Mat Roof Board or SECUROCK Gypsum-Fiber Roof Board	LRF-M	TPOFB-OB1, TPOFB-OB2, TPOFB-XF1 or TPOFB-XF2	-180.0
C-317.	Structural concrete	Min. 0.25-inch DensDeck Prime or SECUROCK Gypsum-Fiber Roof Board	LRF-M	None	N/A	TPOFB-OB1, TPOFB-OB2, TPOFB-XF1 or TPOFB-XF2	-195.0
C-318.	Structural concrete	(Optional) Min. 1.5-inch EnergyGuard Polyiso Insulation	LRF-M Canister	Min. 1.5-inch EnergyGuard Polyiso-HD Composite Insulation	LRF-M Canister	TPOFB-OB1, TPOFB-OB2, TPOFB-XF1 or TPOFB-XF2	-165.0
C-319.	Structural concrete	Min. 1.5-inch EnergyGuard Polyiso Insulation	LRF-M Canister	(Optional) Additional layers base insulation	LRF-M Canister	TPOFB-OB1, TPOFB-OB2, TPOFB-XF1 or TPOFB-XF2	-180.0
C-320.	Structural concrete	Min. 1.5-inch EnergyGuard Polyiso Insulation, EnergyGuard RH or EnergyGuard RN	LRF-M Canister	Optional additional layers base insulation followed by min. 0.25-inch DensDeck Prime or SECUROCK Gypsum-Fiber Roof Board	LRF-M Canister	TPOFB-OB1, TPOFB-OB2, TPOFB-XF1 or TPOFB-XF2	-180.0
C-321.	Structural concrete	Min. 0.25-inch DensDeck Prime or SECUROCK Gypsum-Fiber Roof Board	LRF-M Canister	None	N/A	TPOFB-OB1, TPOFB-OB2, TPOFB-XF1 or TPOFB-XF2	-195.0

TABLE 3A: STRUCTURAL CONCRETE DECKS - NEW CONSTRUCTION OR REROOF (TEAR-OFF)
SYSTEM TYPE A-1: BONDED INSULATION, BONDED ROOF COVER*
 REFER TO [NOTE 13](#) FOR VAPOR BARRIER OPTIONS

System No.	Deck (Note 1)	Base Insulation Layer		Top Insulation Layer		Roof Cover (Note 15)	MDP (psf)*
		Type	Attach (Notes 6,7,8)	Type	Attach (Notes 6,7,8)		
C-322.	Structural concrete	(Optional) Min. 0.5-inch EnergyGuard Polyiso Insulation, EnergyGuard Ultra	LRF-XF	Min. 1.5-inch EnergyGuard Polyiso-HD Composite Insulation	LRF-XF	TPOFB-OB1, TPOFB-OB2, TPOFB-XF1 or TPOFB-XF2	-165.0
C-323.	Structural concrete	(Optional) Min. 0.5-inch EnergyGuard Polyiso Insulation, EnergyGuard Ultra	LRF-XF	Min. 1.5-inch Ultra HD Composite Insulation	LRF-XF	TPOFB-OB1, TPOFB-OB2, TPOFB-XF1 or TPOFB-XF2	-180.0
C-324.	Structural concrete	Min. 0.5-inch EnergyGuard Polyiso Insulation, EnergyGuard Ultra	LRF-XF	(Optional) Additional layers base insulation	LRF-XF	TPOFB-OB1, TPOFB-OB2, TPOFB-XF1 or TPOFB-XF2	-180.0
C-325.	Structural concrete	Min. 0.5-inch EnergyGuard Polyiso Insulation, EnergyGuard Ultra or EnergyGuard RH	LRF-XF	Optional additional layers base insulation followed by min. 0.25-inch DensDeck Prime, DEXcell FA Glass Mat Roof Board or SECUROCK Gypsum-Fiber Roof Board	LRF-XF	TPOFB-OB1, TPOFB-OB2, TPOFB-XF1 or TPOFB-XF2	-180.0
C-326.	Structural concrete	Min. 0.25-inch DensDeck Prime or SECUROCK Gypsum-Fiber Roof Board	LRF-XF	None	N/A	TPOFB-OB1, TPOFB-OB2, TPOFB-XF1 or TPOFB-XF2	-195.0
C-327.	Structural concrete	(Optional) Min. 0.5-inch EnergyGuard Polyiso Insulation, EnergyGuard Ultra	OB500	Min. 1.5-inch EnergyGuard Polyiso-HD Composite Insulation	OB500	TPOFB-OB1, TPOFB-OB2, TPOFB-XF1 or TPOFB-XF2	-165.0
C-328.	Structural concrete	(Optional) Min. 0.5-inch EnergyGuard Polyiso Insulation, EnergyGuard Ultra	OB500	Min. 1.5-inch Ultra HD Composite Insulation	OB500	TPOFB-OB1, TPOFB-OB2, TPOFB-XF1 or TPOFB-XF2	-180.0
C-329.	Structural concrete	Min. 0.5-inch EnergyGuard Polyiso Insulation, EnergyGuard Ultra	OB500	(Optional) Additional layers base insulation	OB500	TPOFB-OB1, TPOFB-OB2, TPOFB-XF1 or TPOFB-XF2	-180.0
C-330.	Structural concrete	Min. 0.5-inch EnergyGuard Polyiso Insulation, EnergyGuard Ultra Polyiso Insulation, EnergyGuard RH, EnergyGuard RN	OB500	Optional additional layers base insulation followed by min. 0.25-inch DensDeck Prime, DEXcell FA Glass Mat Roof Board or SECUROCK Gypsum-Fiber Roof Board	OB500	TPOFB-OB1, TPOFB-OB2, TPOFB-XF1 or TPOFB-XF2	-180.0
C-331.	Structural concrete	Min. 0.25-inch DensDeck Prime or SECUROCK Gypsum-Fiber Roof Board	OB500	None	N/A	TPOFB-OB1, TPOFB-OB2, TPOFB-XF1 or TPOFB-XF2	-195.0

**TABLE 3B: STRUCTURAL CONCRETE DECKS - NEW CONSTRUCTION OR REROOF (TEAR-OFF)
SYSTEM TYPE A-1: BONDED INSULATION, BONDED BASE AND CAP PLY***

REFER TO [NOTE 13](#) FOR VAPOR BARRIER OPTIONS

System No.	Deck (Note 1)	Base Insulation Layer		Top Insulation Layer		Roof Cover (Note 15)		MDP (psf)*
		Type	Attach (Notes 6,7,8)	Type	Attach (Notes 6,7,8)	Base Ply	Cap Ply	
HYBRID ROOFING SYSTEMS:								
C-332.	Structural concrete (ASTM D41 primed)	Min. 0.25-inch SECUROCK Gypsum-Fiber Roof Board	Hot Asphalt	None	N/A	BP-AA or SBS-AA	TPOFB-HA1 or TPOFB-HA2	-150.0
C-333.	Structural concrete (ASTM D41 primed)	Min. 0.25-inch SECUROCK Gypsum-Fiber Roof Board	Hot Asphalt	None	N/A	2-3 plies GAFGLAS Ply 4, GAFGLAS Ply 4 M, Tri-Ply Ply 4 Ply Sheet, GAFGLAS FlexPly 6 or GAFGLAS FlexPly 6 M / hot asphalt	TPOFB-HA1 or TPOFB-HA2	-150.0
ASPHALT-APPLIED BASE PLY:								
C-334.	Structural concrete	EnergyGuard Polyiso Insulation, EnergyGuard RH, EnergyGuard RM or EnergyGuard RN	LRF-M, LRF-M Canister or OB500	Min. 0.25-inch SECUROCK Gypsum-Fiber Roof Board	LRF-M, LRF-M Canister or OB500	SBS-AA	TPOFB-LO1 or TPOFB-LO2 (12-inch o.c.)	-60.0
C-335.	Structural concrete	(Optional) EnergyGuard Polyiso Insulation, EnergyGuard RH, EnergyGuard RM or EnergyGuard RN	LRF-M, LRF-M Canister or OB500	Min. 0.25-inch SECUROCK Gypsum-Fiber Roof Board	LRF-M, LRF-M Canister or OB500	SBS-AA	TPOFB-HA1, TPOFB-HA2, TPOFB-LO1 or TPOFB-LO2 (4-inch o.c.), TPOFB-OB1, TPOFB-OB2, TPOFB-XF1 or TPOFB-XF2	-180.0
C-336.	Structural concrete	EnergyGuard Polyiso Insulation or EnergyGuard RH	LRF-XF	Min. 0.25-inch SECUROCK Gypsum-Fiber Roof Board	LRF-XF	SBS-AA	TPOFB-LO1 or TPOFB-LO2 (12-inch o.c.)	-60.0
C-337.	Structural concrete	(Optional) EnergyGuard Polyiso Insulation or EnergyGuard RH	LRF-XF	Min. 0.25-inch SECUROCK Gypsum-Fiber Roof Board	LRF-XF	SBS-AA	TPOFB-HA1, TPOFB-HA2, TPOFB-LO1 or TPOFB-LO2 (4-inch o.c.), TPOFB-OB1, TPOFB-OB2, TPOFB-XF1 or TPOFB-XF2	-180.0
TORCH-APPLIED BASE PLY:								
C-338.	Structural concrete	EnergyGuard Polyiso Insulation, EnergyGuard RH, EnergyGuard RM or EnergyGuard RN	LRF-M, LRF-M Canister or OB500	Min. 0.25-inch SECUROCK Gypsum-Fiber Roof Board	LRF-M, LRF-M Canister or OB500	SBS-TA	TPOFB-LO1 or TPOFB-LO2 (12-inch o.c.)	-60.0
C-339.	Structural concrete	(Optional) EnergyGuard Polyiso Insulation, EnergyGuard RH, EnergyGuard RM or EnergyGuard RN	LRF-M, LRF-M Canister or OB500	Min. 0.25-inch SECUROCK Gypsum-Fiber Roof Board	LRF-M, LRF-M Canister or OB500	SBS-TA	TPOFB-HA1, TPOFB-HA2, TPOFB-LO1 or TPOFB-LO2 (4-inch o.c.), TPOFB-OB1, TPOFB-OB2, TPOFB-XF1 or TPOFB-XF2	-180.0
C-340.	Structural concrete	EnergyGuard Polyiso Insulation or EnergyGuard RH	LRF-XF	Min. 0.25-inch SECUROCK Gypsum-Fiber Roof Board	LRF-XF	SBS-TA	TPOFB-LO1 or TPOFB-LO2 (12-inch o.c.)	-60.0
C-341.	Structural concrete	(Optional) EnergyGuard Polyiso Insulation or EnergyGuard RH	LRF-XF	Min. 0.25-inch SECUROCK Gypsum-Fiber Roof Board	LRF-XF	SBS-TA	TPOFB-HA1, TPOFB-HA2, TPOFB-LO1 or TPOFB-LO2 (4-inch o.c.), TPOFB-OB1, TPOFB-OB2, TPOFB-XF1 or TPOFB-XF2	-180.0
SELF-ADHERING BASE PLY:								
C-342.	Structural concrete	EnergyGuard Polyiso Insulation, EnergyGuard RH, EnergyGuard RM or EnergyGuard RN	LRF-M, LRF-M Canister or OB500	Min. 0.25-inch SECUROCK Gypsum-Fiber Roof Board	LRF-M, LRF-M Canister or OB500	SBS-SA	TPOFB-LO1 or TPOFB-LO2 (12-inch o.c.)	-60.0

TABLE 3b: STRUCTURAL CONCRETE DECKS - NEW CONSTRUCTION OR REROOF (TEAR-OFF)
SYSTEM TYPE A-1: BONDED INSULATION, BONDED BASE AND CAP PLY*
 REFER TO [NOTE 13](#) FOR VAPOR BARRIER OPTIONS

System No.	Deck (Note 1)	Base Insulation Layer		Top Insulation Layer		Roof Cover (Note 15)		MDP (psf)*
		Type	Attach (Notes 6,7,8)	Type	Attach (Notes 6,7,8)	Base Ply	Cap Ply	
C-343.	Structural concrete	(Optional) EnergyGuard Polyiso Insulation, EnergyGuard RH, EnergyGuard RM or EnergyGuard RN	LRF-M, LRF-M Canister or OB500	Min. 0.25-inch SECUROCK Gypsum-Fiber Roof Board	LRF-M, LRF-M Canister or OB500	SBS-SA	TPOFB-HA1, TPOFB-HA2, TPOFB-LO1 or TPOFB-LO2 (4-inch o.c.), TPOFB-OB1, TPOFB-OB2, TPOFB-XF1 or TPOFB-XF2	-180.0
C-344.	Structural concrete	EnergyGuard Polyiso Insulation or EnergyGuard RH	LRF-XF	Min. 0.25-inch SECUROCK Gypsum-Fiber Roof Board	LRF-XF	SBS-SA	TPOFB-LO1 or TPOFB-LO2 (12-inch o.c.)	-60.0
C-345.	Structural concrete	(Optional) EnergyGuard Polyiso Insulation or EnergyGuard RH	LRF-XF	Min. 0.25-inch SECUROCK Gypsum-Fiber Roof Board	LRF-XF	SBS-SA	TPOFB-HA1, TPOFB-HA2, TPOFB-LO1 or TPOFB-LO2 (4-inch o.c.), TPOFB-OB1, TPOFB-OB2, TPOFB-XF1 or TPOFB-XF2	-180.0

TABLE 3c: STRUCTURAL CONCRETE DECKS - NEW CONSTRUCTION OR REROOF (TEAR-OFF)
SYSTEM TYPE F: NON-INSULATED, BONDED ROOF COVER*

System No.	Deck (Note 1)	Primer	Roof Cover (Note 15)	MDP (psf)*
C-346.	Min. 2,500 psi structural concrete	None	TPOFB-LM1, TPOFB-LM2, TPOFB-LO1 or TPOFB-LO2 (12-inch o.c.)	-60.0
C-347.	Min. 2,500 psi structural concrete	None	TPOFB-WB	-300.0
C-348.	Min. 3,000 psi structural concrete	Matrix 307 Premium Asphalt Primer	TPOFB-HA1 or TPOFB-HA2	-390.0
C-349.	Min. 2,500 psi structural concrete	None	TPOFB-OB1 or TPOFB-OB2	-435.0
C-350.	Min. 2,500 psi structural concrete	None	TPOFB-LM2 or TPOFB-LO2 (4-inch o.c.)	-465.0

**TABLE 4A: LIGHTWEIGHT CONCRETE OVER STRUCTURAL DECKS - NEW CONSTRUCTION OR REROOF (TEAR-OFF)
SYSTEM TYPE A-1: LWC TO DECK, BONDED INSULATION, BONDED ROOF COVER***

System No.	Deck (Note 1)	Lightweight Concrete (Note 14)	Base Insulation Layer		Coverboard		Roof Cover (Note 15)	MDP (psf)*
			Type	Attach (Notes 6,7,8)	Type	Attach (Notes 6,7,8)		
ELASTIZELL (NOA 18-0208.03):								
EVERGUARD FREEDOM TPO:								
LWC-1.	Structural concrete	Min. 200 psi, min. 2-inch thick Elastizell Range II LWC	Min. 1.5-inch EnergyGuard Polyiso Insulation, EnergyGuard Ultra	OB500	(Optional) Additional layer of base insulation	OB500	TPOFDM-SA	-142.5
LWC-2.	Structural concrete	Min. 200 psi, min. 2-inch thick Elastizell Range II LWC	(Optional) Min. 1.5-inch EnergyGuard Polyiso Insulation, EnergyGuard Ultra	OB500	Min. 1.5-inch EnergyGuard Polyiso-HD Composite Insulation or Ultra HD Composite Insulation	OB500	TPOFDM-SA	-142.5
LWC-3.	Structural concrete	Min. 200 psi, min. 2-inch thick Elastizell Range II LWC	(Optional) Min. 1.5-inch EnergyGuard RA, EnergyGuard RH or EnergyGuard RN	OB500	Min. 0.25-inch SECUROCK Gypsum-Fiber Roof Board	OB500	TPOFDM-SA	-225.0
EVERGUARD SA TPO:								
LWC-4.	Structural concrete	Min. 200 psi, min. 2-inch thick Elastizell Range II LWC	Min. 1.5-inch EnergyGuard Polyiso Insulation	OB500	(Optional) Additional layer of base insulation	OB500	TPO-SA	-142.5
LWC-5.	Structural concrete	Min. 200 psi, min. 2-inch thick Elastizell Range II LWC	(Optional) Min. 1.5-inch EnergyGuard Polyiso Insulation, EnergyGuard Ultra	OB500	Min. 1.5-inch EnergyGuard Polyiso-HD Composite Insulation or Ultra HD Composite Insulation	OB500	TPO-SA	-142.5
LWC-6.	Structural concrete	Min. 200 psi, min. 2-inch thick Elastizell Range II LWC	(Optional) Min. 1.5-inch EnergyGuard RA, EnergyGuard RH or EnergyGuard RN	OB500	Min. 0.25-inch SECUROCK Gypsum-Fiber Roof Board	OB500	TPO-SA	-225.0
EVERGUARD TPO / EVERGUARD TPO 1121 BONDING ADHESIVE OR EVERGUARD TPO 3-SQUARE LOW VOC BONDING ADHESIVE								
LWC-7.	Structural concrete	Min. 200 psi, min. 2-inch thick Elastizell Range II LWC	Min. 2-inch, min. 2.0 pcf Insulfoam Roofing EPS	OB500	Min. 0.25-inch DensDeck, DensDeck Prime, DEXcell FA Glass Mat Roof Board or SECUROCK Gypsum-Fiber Roof Board	OB500	TPO-1121 or TPO-3SQ	-120.0
LWC-8.	Structural concrete	Min. 200 psi, min. 2-inch thick Elastizell Range II LWC	(Optional) Min. 1.5-inch EnergyGuard RA, EnergyGuard RH or EnergyGuard RN	OB500	Min. 0.25-inch DensDeck, DensDeck Prime or DEXcell FA Glass Mat Roof Board	OB500	TPO-1121 or TPO-3SQ	-130.0
LWC-9.	Structural concrete	Min. 200 psi, min. 2-inch thick Elastizell Range II LWC	Min. 1.5-inch EnergyGuard Polyiso Insulation, EnergyGuard Ultra	OB500	(Optional) Additional layer of base insulation	OB500	TPO-1121 or TPO-3SQ	-180.0
LWC-10.	Structural concrete	Min. 200 psi, min. 2-inch thick Elastizell Range II LWC	(Optional) Min. 1.5-inch EnergyGuard Polyiso Insulation, EnergyGuard Ultra	OB500	Min. 1.5-inch EnergyGuard Polyiso-HD Composite Insulation	OB500	TPO-1121 or TPO-3SQ	-165.0
LWC-11.	Structural concrete	Min. 200 psi, min. 2-inch thick Elastizell Range II LWC	(Optional) Min. 1.5-inch EnergyGuard Polyiso Insulation, EnergyGuard Ultra	OB500	Min. 1.5-inch Ultra HD Composite Insulation	OB500	TPO-1121 or TPO-3SQ	-180.0
LWC-12.	Structural concrete	Min. 200 psi, min. 2-inch thick Elastizell Range II LWC	(Optional) Min. 1.5-inch EnergyGuard RA, EnergyGuard RH or EnergyGuard RN	OB500	Min. 0.25-inch DEXcell FA Glass Mat Roof Board or SECUROCK Gypsum-Fiber Roof Board	OB500	TPO-1121 or TPO-3SQ	-180.0
EVERGUARD TPO / EVERGUARD WB181 BONDING ADHESIVE:								
LWC-13.	Structural concrete	Min. 200 psi, min. 2-inch thick Elastizell Range II LWC	Min. 2-inch, min. 2.0 pcf Insulfoam Roofing EPS	OB500	Min. 0.25-inch DensDeck Prime or DEXcell FA Glass Mat Roof Board	OB500	TPO-WB	-120.0

**TABLE 4A: LIGHTWEIGHT CONCRETE OVER STRUCTURAL DECKS - NEW CONSTRUCTION OR REROOF (TEAR-OFF)
SYSTEM TYPE A-1: LWC TO DECK, BONDED INSULATION, BONDED ROOF COVER***

System No.	Deck (Note 1)	Lightweight Concrete (Note 14)	Base Insulation Layer		Coverboard		Roof Cover (Note 15)	MDP (psf)*
			Type	Attach (Notes 6,7,8)	Type	Attach (Notes 6,7,8)		
LWC-14.	Structural concrete	Min. 200 psi, min. 2-inch thick Elastizell Range II LWC	(Optional) Min. 1.5-inch EnergyGuard RA, EnergyGuard RH or EnergyGuard RN	OB500	Min. 0.25-inch DensDeck Prime or DEXcell FA Glass Mat Roof Board	OB500	TPO-WB	-130.0
LWC-15.	Structural concrete	Min. 200 psi, min. 2-inch thick Elastizell Range II LWC	(Optional) Min. 1.5-inch EnergyGuard Polyiso Insulation, EnergyGuard Ultra	OB500	Min. 1.5-inch EnergyGuard Polyiso-HD Composite Insulation	OB500	TPO-WB	-165.0
LWC-16.	Structural concrete	Min. 200 psi, min. 2-inch thick Elastizell Range II LWC	(Optional) Min. 1.5-inch EnergyGuard Polyiso Insulation, EnergyGuard Ultra	OB500	Min. 1.5-inch Ultra HD Composite Insulation	OB500	TPO-WB	-180.0
LWC-17.	Structural concrete	Min. 200 psi, min. 2-inch thick Elastizell Range II LWC	Min. 1.5-inch EnergyGuard Polyiso Insulation, EnergyGuard Ultra	OB500	(Optional) Additional layer of base insulation	OB500	TPO-WB	-180.0
EVERGUARD TPO / EVERGUARD TPO 6-SQUARE LOW VOC BONDING ADHESIVE OR EVERGUARD TPO 3-SQUARE LOW VOC BONDING ADHESIVE								
LWC-18.	Structural concrete	Min. 200 psi, min. 2-inch thick Elastizell Range II LWC	(Optional) Min. 1.5-inch EnergyGuard RA, EnergyGuard RH or EnergyGuard RN, min. 2-inch, min. 2.0 pcf Insulfoam Roofing EPS	OB500	Min. 0.25-inch DensDeck Prime, DEXcell FA Glass Mat Roof Board or SECUROCK Gypsum-Fiber Roof Board	OB500	TPO-3SQ or TPO-6SQ	-45.0
MEARLCRETE (NOA 19-0729.03):								
EVERGUARD FREEDOM TPO:								
LWC-19.	Structural concrete	Min. 250 psi Mearlcrete	Min. 0.25-inch SECUROCK Gypsum-Fiber Roof Board	OB500	None	N/A	TPOFDM-SA	-75.0
EVERGUARD SA TPO:								
LWC-20.	Structural concrete	Min. 250 psi Mearlcrete	Min. 0.25-inch SECUROCK Gypsum-Fiber Roof Board	OB500	None	N/A	TPO-SA	-75.0
PRE-EXISTENT CELLULAR LWC (Note 14):								
EVERGUARD TPO / EVERGUARD TPO 1121 BONDING ADHESIVE:								
LWC-21.	Structural concrete	Min. 290 psi, min. 3-inch thick pre-existent cellular lightweight insulating concrete	Min. 1-inch EnergyGuard Polyiso Insulation or EnergyGuard RH	OB500	(Optional) Additional layer(s) base insulation	OB500	TPO-1121	-47.5
LWC-22.	Structural concrete	Min. 290 psi, min. 3-inch thick pre-existent cellular lightweight insulating concrete	(Optional) Min. 1-inch EnergyGuard Polyiso Insulation, EnergyGuard Ultra Polyiso Insulation, EnergyGuard RA, EnergyGuard RH, EnergyGuard RN or EnergyGuard RM	OB500	Min. 0.25-inch DensDeck Prime or DEXcell FA Glass Mat Roof Board or SECUROCK Gypsum-Fiber Roof Board or Min. 1.5-inch EnergyGuard Polyiso-HD Composite Insulation or Ultra HD Composite Insulation	OB500	TPO-1121	-67.5
EVERGUARD TPO / EVERGUARD WB181 BONDING ADHESIVE:								
LWC-23.	Structural concrete	Min. 290 psi, min. 3-inch thick pre-existent cellular lightweight insulating concrete	Min. 1-inch EnergyGuard Polyiso Insulation	OB500	(Optional) Additional layer(s) base insulation	OB500	TPO-WB	-47.5
LWC-24.	Structural concrete	Min. 290 psi, min. 3-inch thick pre-existent cellular lightweight insulating concrete	(Optional) Min. 1-inch EnergyGuard Polyiso Insulation, EnergyGuard Ultra Polyiso Insulation, EnergyGuard RA, EnergyGuard RH, EnergyGuard RN or EnergyGuard RM	OB500	Min. 0.5-inch EnergyGuard HD Polyiso Cover Board or EnergyGuard HD Plus Polyiso Cover Board or min. 1.5-inch EnergyGuard Polyiso-HD Composite Insulation or Ultra HD Composite Insulation	OB500	TPO-WB	-47.5

**TABLE 4A: LIGHTWEIGHT CONCRETE OVER STRUCTURAL DECKS - NEW CONSTRUCTION OR REROOF (TEAR-OFF)
SYSTEM TYPE A-1: LWC TO DECK, BONDED INSULATION, BONDED ROOF COVER***

System No.	Deck (Note 1)	Lightweight Concrete (Note 14)	Base Insulation Layer		Coverboard		Roof Cover (Note 15)	MDP (psf)*
			Type	Attach (Notes 6,7,8)	Type	Attach (Notes 6,7,8)		
EVERGUARD TPO / EVERGUARD TPO 6 SQUARE LOW VOC BONDING ADHESIVE:								
LWC-25.	Structural concrete	Min. 290 psi, min. 3-inch thick pre-existent cellular lightweight insulating concrete	Min. 1-inch EnergyGuard Polyiso Insulation, EnergyGuard RA or EnergyGuard RH	OB500	(Optional) Additional layer(s) base insulation	OB500	TPO-6SQ	-47.5
LWC-26.	Structural concrete	Min. 290 psi, min. 3-inch thick pre-existent cellular lightweight insulating concrete	(Optional) Min. 1-inch EnergyGuard Polyiso Insulation, EnergyGuard Ultra Polyiso Insulation, EnergyGuard RA, EnergyGuard RH, EnergyGuard RN or EnergyGuard RM	OB500	Min. 0.25-inch DensDeck Prime or DEXcell FA Glass Mat Roof Board or SECUROCK Gypsum-Fiber Roof Board or Min. 1.5-inch EnergyGuard Polyiso-HD Composite Insulation or Ultra HD Composite Insulation	OB500	TPO-6SQ	-67.5
EVERGUARD TPO / EVERGUARD TPO QUICK SPRAY ADHESIVE:								
LWC-27.	Structural concrete	Min. 400 psi, min. 2-inch thick pre-existent cellular lightweight insulating concrete; Note: MCRF, Drill-Tec™ Base Sheet Fastener (1.7 in.), min. 117 lbf per Note 11.	(Optional) Min. 0.5-inch EnergyGuard Polyiso Insulation, EnergyGuard Ultra	LRF-XF	Min. 1.5-inch EnergyGuard Polyiso-HD Composite Insulation	LRF-XF	TPO-QSA	-165.0
LWC-28.	Structural concrete	Min. 400 psi, min. 2-inch thick pre-existent cellular lightweight insulating concrete; Note: MCRF, Drill-Tec™ Base Sheet Fastener (1.7 in.), min. 117 lbf per Note 11.	(Optional) Min. 0.5-inch EnergyGuard Polyiso Insulation, EnergyGuard Ultra	LRF-XF	Min. 1.5-inch Ultra HD Composite Insulation	LRF-XF	TPO-QSA	-180.0
LWC-29.	Structural concrete	Min. 400 psi, min. 2-inch thick pre-existent cellular lightweight insulating concrete; Note: MCRF, Drill-Tec™ Base Sheet Fastener (1.7 in.), min. 117 lbf per Note 11.	Min. 0.5-inch EnergyGuard HD Polyiso Cover Board or EnergyGuard HD Plus Polyiso Cover Board	LRF-XF	None	N/A	TPO-QSA	-230.0
LWC-30.	Structural concrete	Min. 400 psi, min. 2-inch thick pre-existent cellular lightweight insulating concrete; Note: MCRF, Drill-Tec™ Base Sheet Fastener (1.7 in.), min. 117 lbf per Note 11.	Min. 0.5-inch EnergyGuard HD Polyiso Cover Board or EnergyGuard HD Plus Polyiso Cover Board or min. 1.5-inch EnergyGuard Polyiso-HD Composite Insulation or Ultra HD Composite Insulation	OB500	None	N/A	TPO-QSA	-140.0

**TABLE 4B: LIGHTWEIGHT CONCRETE OVER STEEL DECKS – NEW CONSTRUCTION OR REROOF (TEAR-OFF)
SYSTEM TYPE B-3: LWC TO DECK, MECHANICALLY ATTACHED ANCHOR SHEET, BONDED INSULATION, BONDED ROOF COVER**

System No.	Deck* (Note 1)	Lightweight Concrete (Note 14)	Anchor Sheet			Insulation			Roof Cover (Note 15)		MDP (psf)
			Type	Fastener (Note 11)	Attach	Base	Top	Attach (Notes 6,7,8)	Base Ply	Cap Ply	
CELCORE (NOA 18-0717.05):											
LWC-31.	Min. 22 ga., Type BV, Grade 33 steel at max. 6 ft spans	Minimum 300 psi, minimum 2-inch thick Celcore Cellular Concrete	GAFGLAS #75 Base Sheet, Tri-Ply #75 Base Sheet, GAFGLAS #80 Ultima Base Sheet or GAFGLAS Stratavent Nailable Venting Base Sheet	Drill-Tec Base Sheet Fastener (1.7 in.) or Drill-Tec Base Sheet Fastener E (1.7 in.)	9-inch o.c. at the 2-inch side lap and 9-inch o.c. at two, equally spaced, staggered rows in the center of the sheet	Min. 1.5-inch EnergyGuard RA, EnergyGuard RH, EnergyGuard RN	Min. 0.25-inch SECUROCK Gypsum-Fiber Roof Board	OB500	None	TPOFDM-SA or TPO-SA	-45.0
LWC-32.	Min. 22 ga., Type BV, Grade 33 steel at max. 6 ft spans	Minimum 300 psi, minimum 2-inch thick Celcore Cellular Concrete	GAFGLAS #75 Base Sheet, Tri-Ply #75 Base Sheet, GAFGLAS #80 Ultima Base Sheet or GAFGLAS Stratavent Nailable Venting Base Sheet	Drill-Tec Base Sheet Fastener (1.7 in.) or Drill-Tec Base Sheet Fastener E (1.7 in.)	9-inch o.c. at the 2-inch side lap and 9-inch o.c. at two, equally spaced, staggered rows in the center of the sheet	Min. 1.5-inch EnergyGuard RA, EnergyGuard RH, EnergyGuard RN	Min. 0.25-inch DensDeck Prime or DEXcell FA Glass Mat Roof Board or SECUROCK Gypsum-Fiber Roof Board or min. 0.5-inch Structodek High Density Fiberboard Roof Insulation	OB500	None	TPO-1121, TPO-3SQ or TPO-6SQ	-45.0
LWC-33.	Min. 22 ga., Type BV, Grade 33 steel at max. 6 ft spans	Minimum 300 psi, minimum 2-inch thick Celcore Cellular Concrete	GAFGLAS #75 Base Sheet, Tri-Ply #75 Base Sheet, GAFGLAS #80 Ultima Base Sheet or GAFGLAS Stratavent Nailable Venting Base Sheet	Drill-Tec Base Sheet Fastener (1.7 in.) or Drill-Tec Base Sheet Fastener E (1.7 in.)	9-inch o.c. at the 2-inch side lap and 9-inch o.c. at two, equally spaced, staggered rows in the center of the sheet	Min. 1.5-inch EnergyGuard RA, EnergyGuard RH, EnergyGuard RN	Min. 0.25-inch DensDeck Prime or DEXcell FA Glass Mat Roof Board or SECUROCK Gypsum-Fiber Roof Board	OB500	None	TPO-WB	-45.0
LWC-34.	Min. 22 ga., Type BV, Grade 33 steel at max. 6 ft spans	Minimum 300 psi, minimum 2-inch thick Celcore Cellular Concrete	GAFGLAS #75 Base Sheet, Tri-Ply #75 Base Sheet, GAFGLAS #80 Ultima Base Sheet or GAFGLAS Stratavent Nailable Venting Base Sheet	Drill-Tec Base Sheet Fastener (1.7 in.) or Drill-Tec Base Sheet Fastener E (1.7 in.)	9-inch o.c. at the 2-inch side lap and 9-inch o.c. at two, equally spaced, staggered rows in the center of the sheet	Min. 1.5-inch EnergyGuard RA, EnergyGuard RH, EnergyGuard RN	Min. 0.25-inch DensDeck Prime or SECUROCK Gypsum-Fiber Roof Board	OB500	None	TPOFB-WB	-45.0

* For steel deck application where specific deck attachment is not referenced, 'as tested' attachment was not less than 5/8" puddle welds with weld-washers or #12 HWH Tek's 5 screws spaced 6" o.c. Note 1.

**TABLE 4c: LIGHTWEIGHT CONCRETE OVER STRUCTURAL CONCRETE DECKS – NEW CONSTRUCTION OR REROOF (TEAR-OFF)
SYSTEM TYPE B-3: LWC TO DECK, MECHANICALLY ATTACHED ANCHOR SHEET, BONDED INSULATION, BONDED ROOF COVER**

System No.	Deck (Note 1)	Lightweight Concrete (Note 14)	Anchor Sheet			Insulation			Roof Cover (Note 15)		MDP (psf)
			Type	Fastener (Note 11)	Attach	Base	Top	Attach (Notes 6,7,8)	Base Ply	Cap Ply	
CELCORE (NOA 18-0717.05):											
LWC-35.	Structural concrete	Minimum 300 psi, minimum 2-inch thick Celcore Cellular Concrete	GAFGLAS #75 Base Sheet, Tri-Ply #75 Base Sheet, GAFGLAS #80 Ultima Base Sheet or GAFGLAS Stratavent Nailable Venting Base Sheet	Drill-Tec Base Sheet Fastener (1.7 in.) or Drill-Tec Base Sheet Fastener E (1.7 in.)	9-inch o.c. at the 2-inch side lap and 9-inch o.c. at two, equally spaced, staggered rows in the center of the sheet	Min. 1.5-inch EnergyGuard RA, EnergyGuard RH, EnergyGuard RN	Min. 0.25-inch SECUROCK Gypsum-Fiber Roof Board	OB500	None	TPOFDM-SA or TPO-SA	-45.0
LWC-36.	Structural concrete	Minimum 300 psi, minimum 2-inch thick Celcore Cellular Concrete	GAFGLAS #75 Base Sheet, Tri-Ply #75 Base Sheet, GAFGLAS #80 Ultima Base Sheet or GAFGLAS Stratavent Nailable Venting Base Sheet	Drill-Tec Base Sheet Fastener (1.7 in.) or Drill-Tec Base Sheet Fastener E (1.7 in.)	9-inch o.c. at the 2-inch side lap and 9-inch o.c. at two, equally spaced, staggered rows in the center of the sheet	Min. 1.5-inch EnergyGuard RA, EnergyGuard RH, EnergyGuard RN	Min. 0.25-inch DensDeck Prime or DEXcell FA Glass Mat Roof Board or SECUROCK Gypsum-Fiber Roof Board or min. 0.5-inch Structodek High Density Fiberboard Roof Insulation	OB500	None	TPO-1121, TPO-3SQ or TPO-6SQ	-45.0
LWC-37.	Structural concrete	Minimum 300 psi, minimum 2-inch thick Celcore Cellular Concrete	GAFGLAS #75 Base Sheet, Tri-Ply #75 Base Sheet, GAFGLAS #80 Ultima Base Sheet or GAFGLAS Stratavent Nailable Venting Base Sheet	Drill-Tec Base Sheet Fastener (1.7 in.) or Drill-Tec Base Sheet Fastener E (1.7 in.)	9-inch o.c. at the 2-inch side lap and 9-inch o.c. at two, equally spaced, staggered rows in the center of the sheet	Min. 1.5-inch EnergyGuard RA, EnergyGuard RH, EnergyGuard RN	Min. 0.25-inch DensDeck Prime or DEXcell FA Glass Mat Roof Board or SECUROCK Gypsum-Fiber Roof Board	OB500	None	TPO-WB	-45.0
LWC-38.	Structural concrete	Minimum 300 psi, minimum 2-inch thick Celcore Cellular Concrete	GAFGLAS #75 Base Sheet, Tri-Ply #75 Base Sheet, GAFGLAS #80 Ultima Base Sheet or GAFGLAS Stratavent Nailable Venting Base Sheet	Drill-Tec Base Sheet Fastener (1.7 in.) or Drill-Tec Base Sheet Fastener E (1.7 in.)	9-inch o.c. at the 2-inch side lap and 9-inch o.c. at two, equally spaced, staggered rows in the center of the sheet	Min. 1.5-inch EnergyGuard RA, EnergyGuard RH, EnergyGuard RN	Min. 0.25-inch DensDeck Prime or SECUROCK Gypsum-Fiber Roof Board	OB500	None	TPOFB-WB	-45.0

TABLE 4D: LIGHTWEIGHT CONCRETE OVER STEEL DECKS - NEW CONSTRUCTION, REROOF (TEAR-OFF) OR RECOVER
SYSTEM TYPE C-2: LWC TO DECK, OPTIONAL INSULATION, INDUCTION WELDED ROOF COVER

System No.	Deck (Note 1)	Lightweight Concrete (Note 14)	Insulation Layer	Attachment		Roof Cover (Note 15B)	MDP (psf)
				Fastener (Note 4, Note 11)	Density		
LWC-39.	Min. 22 ga., type BV, Grade 33 steel; 6 ft spans, 5/8-inch puddle welds, 6" o.c.	Min. 200 psi, min. 2-inch thick pre-existent cellular lightweight insulating concrete.	(Optional) One or more layers, any combination (Tread Safe = min. 2-inch thick insulation)	Drill-Tec XHD Fastener with Drill-Tec RhinoBond TPO XHD Plate or Drill-Tec RhinoBond TPO XHD Tread Safe Plate, through to engage steel deck	Max. 24-inch o.c. in rows spaced max. 30-inch o.c.	EverGuard TPO induction welded with RhinoBond Portable Bonding Tool, per manufacturer's published instructions.	-52.5
LWC-40.	Min. 20 ga., Type B, Grade 33 steel; 7' spans, 5/8" puddle weld 6" o.c.	Min. 200 psi, min. 2-inch thick pre-existent cellular lightweight insulating concrete.	(Optional) One or more layers, any combination (Tread Safe = min. 2-inch thick insulation)	Drill-Tec XHD Fastener with Drill-Tec RhinoBond TPO XHD Plate or Drill-Tec RhinoBond TPO XHD Tread Safe Plate, through to engage steel deck	24x24-inch staggered grid pattern	EverGuard TPO induction welded with RhinoBond Portable Bonding Tool, per manufacturer's published instructions.	-52.5

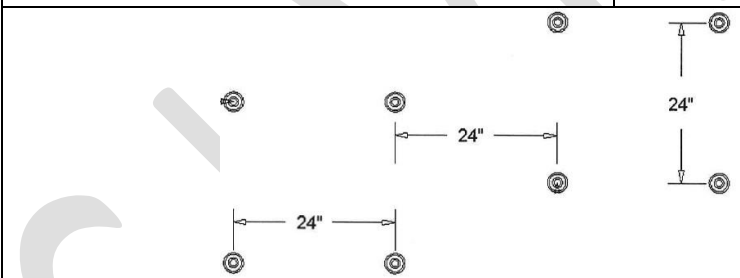


TABLE 4E: LIGHTWEIGHT CONCRETE OVER STEEL DECKS - NEW CONSTRUCTION, REROOF (TEAR-OFF) OR RECOVER
SYSTEM TYPE D-1: LWC TO DECK, MECHANICALLY ATTACHED ROOF COVER (THROUGH LWIC TO ENGAGE STRUCTURAL DECK)

System No.	Deck (Note 1)	Lightweight Concrete (Note 14)	Insulation (Note 13)		Roof Cover (Note 15A)			MDP (psf)
			Type	Attach (Note 5)	Membrane	Fastener (Note 4, Note 11)	Attachment	
LWC-41.	Min. 22 ga., type BV, Grade 33 steel; 6 ft spans, 5/8-inch puddle welds, 6" o.c.	Min. 200 psi, min. 2-inch thick pre-existent cellular lightweight insulating concrete.	(Optional) One or more layers, any combination, min. 0.25-inch	Prelim. attach	EverGuard TPO or EverGuard TPO Fleece-Back Membrane	Drill-Tec XHD Fastener or Drill-Tec #15 EHD Fastener with Drill-Tec 2 in. Double Barbed XHD Plate, Drill-Tec Eyehook AccuSeam Plate, Drill-Tec 2-3/8 in. Barbed XHD Plate, Drill-Tec 2.4" Barbed Seam Plate or Drill-Tec 2.4" Scoop Seam Plate	12-inch o.c. within 6-inch wide laps spaced 54-inch o.c. and sealed with a 1.5-inch heat weld.	-45.0
LWC-42.	Min. 22 ga., type B, Grade 33 steel; 6 ft spans, #12 HWH Tek's 5, 6" o.c.	FBC HVHZ approved cellular lightweight insulating concrete	(Optional) One or more layers, any combination, min. 1-inch	Prelim. attach	EverGuard TPO Fleece-Back Membrane	Drill-Tec XHD Fastener or Drill-Tec #15 EHD Fastener with Drill-Tec 2 3/8 in. Barbed XHD Plate, Drill-Tec 2.4" Barbed Seam Plate or Drill-Tec 2.4" Scoop Seam Plate or Drill-Tec #15 DF Fastener with Drill-Tec 2-3/8" DF Barbed Seam Plate	Fastened through to engage structural deck, 6-inch o.c. within min. 6-inch wide laps spaced 114-inch o.c. and sealed with a 1.625-inch heat weld.	-45.0

**TABLE 4E: LIGHTWEIGHT CONCRETE OVER STEEL DECKS - NEW CONSTRUCTION, REROOF (TEAR-OFF) OR RECOVER
SYSTEM TYPE D-1: LWC TO DECK, MECHANICALLY ATTACHED ROOF COVER (THROUGH LWIC TO ENGAGE STRUCTURAL DECK)**

System No.	Deck (Note 1)	Lightweight Concrete (Note 14)	Insulation (Note 13)		Roof Cover (Note 15A)			MDP (psf)
			Type	Attach (Note 5)	Membrane	Fastener (Note 4, Note 11)	Attachment	
LWC-43.	Min. 22 ga., type B, Grade 80 steel; 6 ft spans, #12 HWH Tek 5, 6" o.c.	FBC HVHZ approved cellular lightweight insulating concrete	(Optional) One or more layers, any combination, min. 0.25-inch	Prelim. attach	EverGuard TPO	Drill-Tec SXHD Fastener with Drill-Tec 2 3/4 in. Barbed SXHD Plate	Fastened through to engage structural deck, 12-inch o.c. within 5.5-inch wide laps spaced 114.5-inch o.c. and sealed with a 1.5-inch heat weld.	-45.0
LWC-44.	Min. 22 ga., type B, Grade 80 steel; 6 ft spans, #12 HWH Tek 5, 6" o.c.	FBC HVHZ approved cellular lightweight insulating concrete	(Optional) One or more layers, any combination, min. 0.25-inch	Prelim. attach	EverGuard TPO	Drill-Tec XHD Fastener or Drill-Tec #15 EHD Fastener with Drill-Tec 2-3/8 in. Barbed XHD Plate, Drill-Tec 2 in. Double Barbed XHD Plate, Drill-Tec 2.4" Barbed Seam Plate or Drill-Tec 2.4" Scoop Seam Plate or Drill-Tec #15 DF Fastener with Drill-Tec 2-3/8" DF Barbed Seam Plate	Fastened through to engage structural deck, 6-inch o.c. within 5-inch wide laps spaced 115-inch o.c. and sealed with a 1.5-inch heat weld.	-52.5
LWC-45.	Min. 22 ga., type BV (0.5%), Grade 33 steel; 6 ft spans, 5/8" puddle welds 6" o.c.	Min. 200 psi, min. 3-inch thick Elastizell	(Optional) One or more layers, any combination, min. 1-inch	Prelim. Attach	EverGuard TPO	Drill-Tec XHD Fastener or Drill-Tec #15 EHD Fastener with Drill-Tec 2-3/8 in. Barbed XHD Plate, Drill-Tec Eyehook AccuSeam Plate, Drill-Tec 2 in. Double Barbed XHD Plate, Drill-Tec 2.4" Barbed Seam Plate or Drill-Tec 2.4" Scoop Seam Plate or Drill-Tec #15 DF Fastener with Drill-Tec 2-3/8" DF Barbed Seam Plate	Fastened through to engage structural deck, 6-inch o.c. within 6-inch wide laps spaced 114-inch o.c. and sealed with a 1.5-inch heat weld.	-52.5
LWC-46.	Min. 22 ga., type B, Grade 33 steel; 6 ft spans, #12 HWH Tek 5, 6" o.c.	FBC HVHZ approved cellular lightweight insulating concrete	(Optional) One or more layers, any combination, min. 1-inch	Prelim. attach	EverGuard TPO Fleece-Back Membrane	Drill-Tec XHD Fastener or Drill-Tec #15 EHD Fastener with Drill-Tec 2 3/8 in. Barbed XHD Plate, Drill-Tec 2.4" Barbed Seam Plate or Drill-Tec 2.4" Scoop Seam Plate or Drill-Tec #15 DF Fastener with Drill-Tec 2-3/8" DF Barbed Seam Plate	Fastened through to engage structural deck, 6-inch o.c. within min. 6-inch wide laps spaced 112.5-inch o.c. and sealed with a 1.625-inch heat weld.	-60.0
LWC-47.	Min. 22 ga., type BV (0.5%), Grade 33 steel; 6 ft spans, 5/8" puddle welds 6" o.c.	Min. 330 psi, min. 2-inch thick Celcore Cellular Concrete	(Optional) One or more layers, any combination, min. 0.25-inch	Prelim. attach	EverGuard TPO	Drill-Tec XHD Fastener or Drill-Tec #15 EHD Fastener with Drill-Tec 2 3/8 in. Barbed XHD Plate, Drill-Tec 2.4" Barbed Seam Plate or Drill-Tec 2.4" Scoop Seam Plate or Drill-Tec #15 DF Fastener with Drill-Tec 2-3/8" DF Barbed Seam Plate	Fastened through to engage structural deck, 6-inch o.c. within 6-inch wide laps spaced 90-inch o.c. and sealed with a 1.5-inch heat weld.	-60.0
LWC-48.	Min. 22 ga., type BV (0.5%), Grade 33 steel; 6 ft spans, 5/8" puddle welds 6" o.c.	Min. 330 psi, min. 2-inch thick Celcore Cellular Concrete	(Optional) One or more layers, any combination, min. 0.25-inch	Prelim. attach	EverGuard TPO	Drill-Tec XHD Fastener with Drill-Tec 2 in. Double Barbed XHD Plate	Fastened through to engage structural deck, 6-inch o.c. within 6-inch wide laps spaced 114-inch o.c. and sealed with a 1.5-inch heat weld.	-60.0
LWC-49.	Min. 22 ga., type B, Grade 80 steel; 6 ft spans, #12 HWH Tek 5, 6" o.c.	FBC HVHZ approved cellular lightweight insulating concrete	(Optional) One or more layers, any combination, min. 0.25-inch	Prelim. attach	EverGuard TPO	Drill-Tec XHD Fastener with Drill-Tec 2 3/4 in. Barbed SXHD Plate	Fastened through to engage structural deck, 6-inch o.c. within 6-inch wide laps spaced 114-inch o.c. and sealed with a 1.5-inch heat weld.	-60.0

**TABLE 4E: LIGHTWEIGHT CONCRETE OVER STEEL DECKS - NEW CONSTRUCTION, REROOF (TEAR-OFF) OR RECOVER
SYSTEM TYPE D-1: LWC TO DECK, MECHANICALLY ATTACHED ROOF COVER (THROUGH LWIC TO ENGAGE STRUCTURAL DECK)**

System No.	Deck (Note 1)	Lightweight Concrete (Note 14)	Insulation (Note 13)		Roof Cover (Note 15A)			MDP (psf)
			Type	Attach (Note 5)	Membrane	Fastener (Note 4, Note 11)	Attachment	
LWC-50.	Min. 22 ga., type BV, Grade 33 steel; 6 ft spans, 5/8-inch puddle welds, 6" o.c.	Min. 200 psi, min. 2-inch thick pre-existent cellular lightweight insulating concrete.	(Optional) One or more layers, any combination, min. 0.25-inch	Prelim. attach	EverGuard TPO or EverGuard TPO Fleece-Back Membrane	Drill-Tec XHD Fastener with Drill-Tec 2-3/4 in. SXHD Plate	12-inch o.c. within 6-inch wide laps spaced 54-inch o.c. and sealed with a 1.5-inch heat weld.	-67.5
LWC-51.	Min. 22 ga., type BV (0.5%), Grade 33 steel; 6 ft spans, 5/8" puddle welds 6" o.c.	Min. 330 psi, min. 2-inch thick Celcore Cellular Concrete	None	N/A	EverGuard TPO	Drill-Tec XHD Fastener with Drill-Tec 2 in. Double Barbed XHD Plate	Fastened through to engage structural deck, 6-inch o.c. within 6-inch wide laps spaced 114-inch o.c. and sealed with a 1.5-inch heat weld.	-67.5
LWC-52.	Min. 22 ga., type BV (0.5%), Grade 33 steel; 6 ft spans, 5/8" puddle welds 6" o.c.	Min. 200 psi, min. 3-inch thick Elastizell Lightweight Insulating Concrete	None	N/A	EverGuard TPO Fleece-Back Membrane	Drill-Tec XHD Fastener with Drill-Tec 2 in. Double Barbed XHD Plate (to engage steel deck)	Fastened through to engage steel deck, 6-inch o.c. within 6-inch wide laps spaced 114-inch o.c. and sealed with a 1.5-inch heat weld.	-75.0

**TABLE 4F: LIGHTWEIGHT CONCRETE OVER STRUCTURAL CONCRETE DECKS - NEW CONSTRUCTION, REROOF (TEAR-OFF) OR RECOVER
SYSTEM TYPE D-1: LWC TO DECK, MECHANICALLY ATTACHED ROOF COVER (THROUGH LWIC TO ENGAGE STRUCTURAL DECK)**

System No.	Deck (Note 1)	Lightweight Concrete (Note 14)	Insulation (Note 13)		Roof Cover			MDP (psf)
			Type	Attach (Note 5)	Membrane	Fastener (Note 4 & 11)	Attachment	
LWC-53.	Min. 2,500 psi structural concrete	FBC HVHZ approved cellular lightweight insulating concrete	(Optional) One or more layers, any combination, min. 1-inch	Prelim. attach	EverGuard TPO Fleece-Back Membrane	Drill-Tec #14 Fastener or Drill-Tec #14 HD Fastener with Drill-Tec 2 3/8 in. Barbed XHD Plate, Drill-Tec 2.4" Barbed Seam Plate or Drill-Tec 2.4" Scoop Seam Plate	Fastened through to engage structural deck, 6-inch o.c. within min. 6-inch wide laps spaced 114-inch o.c. and sealed with a 1.625-inch heat weld.	-45.0
LWC-54.	Min. 2,500 psi structural concrete	FBC HVHZ approved cellular lightweight insulating concrete	(Optional) One or more layers, any combination, min. 1-inch	Prelim. attach	EverGuard TPO Fleece-Back Membrane	Drill-Tec #14 Fastener or Drill-Tec #14 HD Fastener with Drill-Tec 2 3/8 in. Barbed XHD Plate, Drill-Tec 2.4" Barbed Seam Plate or Drill-Tec 2.4" Scoop Seam Plate	Fastened through to engage structural deck, 6-inch o.c. within min. 6-inch wide laps spaced 112.5-inch o.c. and sealed with a 1.625-inch heat weld.	-60.0

TABLE 4G: LIGHTWEIGHT CONCRETE OVER STEEL OR STRUCTURAL CONCRETE DECKS - NEW CONSTRUCTION OR REROOF (TEAR-OFF)
SYSTEM TYPE E-2: LWC TO DECK, MECHANICALLY ATTACHED BASE SHEET, BONDED ROOF COVER

System No.	Deck (Note 1)	Lightweight Concrete (Note 14)	Base Sheet			Roof Cover (Note 15)		MDP (psf)
			Type	Fastener (Note 11)	Attach	Base	Cap	
MEARLCRETE (NOA 19-0729.03):								
EVERGUARD FREEDOM TPO:								
LWC-55.	Min. 22 ga., type B, Grade 33 vented steel; 6 ft spans; 5/8" puddle welds & washers or #12 HWH Tekes 5, 6" o.c. or min. 2,500 psi structural concrete	Min. 300 psi, min. 2-inch thick Mearlcrete	GAF StormSafe Anchor Sheet	Drill-Tec Locking Impact Nail, min. 1.8-inch	7.5-inch o.c. in the 4-inch lap and 12-inch o.c. in three, equally spaced, staggered rows in the center of the sheet	None	TPOFDM-SA	-52.5
PRE-EXISTENT CELLULAR LWC:								
EVERGUARD FREEDOM TPO:								
LWC-56.	Min. 22 ga., type B, Grade 33 vented steel; 6 ft spans; 5/8" puddle welds 6" o.c. or min. 2,500 psi structural concrete	Min. 250-300 psi, min. 2-inch thick pre-existent cellular lightweight insulating concrete	GAF StormSafe Anchor Sheet	Drill-Tec #12 screws and 3" Drill-Tec AccuTrac Plate (engage steel deck)	12-inch o.c. at the 4-inch lap and 12-inch o.c. in three, equally spaced, staggered rows in the center of the sheet	None	TPOFDM-SA	-45.0
HYBRID SYSTEMS:								
LWC-57.	Min. 22 ga., type BV, Grade 40; 6 ft spans; 5/8" puddle welds or #12 HWH Tekes 5, 6" o.c. or min. 2,500 psi structural concrete	Min. 340 psi, min. 2-inch thick pre-existent cellular lightweight insulating concrete. Note: MCRF, min. 60 lbf per Note 11.	GAFGLAS #75 Base Sheet, Tri-Ply #75 Base Sheet, GAFGLAS #80 Ultima Base Sheet, GAFGLAS Stratavent Nailable Venting Base Sheet, Ruberoid 20 Smooth	Drill-Tec Base Sheet Fastener (1.7 in.) or Drill-Tec Base Sheet Fastener E (1.7 in.), Drill-Tec Locking Impact Nail	7-inch o.c. at min. 4-inch laps and 7-inch o.c. in two, equally spaced, staggered center rows	(Optional) SBS-AA or SBS-TA	TPOFB-HA1 or TPOFB-HA2	-52.5
LWC-58.	Min. 22 ga., type BV, Grade 40; 6 ft spans; 5/8" puddle welds or #12 HWH Tekes 5, 6" o.c. or min. 2,500 psi structural concrete	Min. 340 psi, min. 2-inch thick pre-existent cellular lightweight insulating concrete. Note: MCRF, min. 60 lbf per Note 11.	GAFGLAS #75 Base Sheet, Tri-Ply #75 Base Sheet, GAFGLAS #80 Ultima Base Sheet, GAFGLAS Stratavent Nailable Venting Base Sheet, Ruberoid 20 Smooth	Drill-Tec Base Sheet Fastener (1.7 in.) or Drill-Tec Base Sheet Fastener E (1.7 in.), Drill-Tec Locking Impact Nail	7-inch o.c. at min. 4-inch laps and 7-inch o.c. in two, equally spaced, staggered center rows	SBS-AA or SBS-TA	TPOFB-OB1, TPOFB-OB2, TPOFB-XF1 or TPOFB-XF2	-52.5

**TABLE 4g: LIGHTWEIGHT CONCRETE OVER STEEL OR STRUCTURAL CONCRETE DECKS - NEW CONSTRUCTION OR REROOF (TEAR-OFF)
SYSTEM TYPE E-2: LWC TO DECK, MECHANICALLY ATTACHED BASE SHEET, BONDED ROOF COVER**

System No.	Deck (Note 1)	Lightweight Concrete (Note 14)	Base Sheet			Roof Cover (Note 15)		MDP (psf)
			Type	Fastener (Note 11)	Attach	Base	Cap	
LWC-59.	Min. 22 ga., type BV, Grade 40; 6 ft spans; 5/8" puddle welds or #12 HWH Tek 5, 6" o.c. or min. 2,500 psi structural concrete	Re-Roof Only: Min. 210 psi, min. 2-inch thick pre-existent cellular lightweight insulating concrete. Note: MCRF, min. 60 lbf per Note 11.	GAFGLAS #75 Base Sheet, Tri-Ply #75 Base Sheet, GAFGLAS #80 Ultima Base Sheet, GAFGLAS Stratavent Nailable Venting Base Sheet, Ruberoid 20 Smooth	Drill-Tec Base Sheet Fastener (1.7 in.) or Drill-Tec Base Sheet Fastener E (1.7 in.), Drill-Tec Locking Impact Nail	7-inch o.c. at min. 4-inch laps and 7-inch o.c. in two, equally spaced, staggered center rows	SBS-AA or SBS-TA	TPOFB-OB1, TPOFB-OB2, TPOFB-XF1 or TPOFB-XF2	-52.5
LWC-60.	Min. 22 ga., type B, Grade 50 steel at max. 6 ft spans; 5/8" puddle welds, 6" o.c. or min. 2,500 psi structural concrete	Min. 180 psi, min. 3-inch thick pre-existent cellular lightweight concrete.	Ruberoid Mop Smooth 1.5 or Ruberoid Mop Smooth	Drill-Tec XHD Fastener with Drill-Tec 2-3/8 in. Barbed XHD Plate or Drill-Tec Eyehook AccuSeam Plate, fastened through LWC to engage steel deck	Fastener located 3.75-inch from edge of sheet, and spaced 12-inch o.c. within the min. 6.25-inch wide laps. Laps sealed with min. 4-inch wide heat-weld, encapsulating the fastener row	(Optional) SBS-TA	TPOFB-OB1, TPOFB-OB2, TPOFB-XF1 or TPOFB-XF2	-60.0
LWC-61.	Min. 22 ga., type BV, Grade 40; 6 ft spans; 5/8" puddle welds or #12 HWH Tek 5, 6" o.c. or min. 2,500 psi structural concrete	Re-Roof Only: Min. 210 psi, min. 2-inch thick pre-existent cellular lightweight insulating concrete; Note: MCRF, min. 95 lbf per Note 11.	Ruberoid 20 Smooth	Drill-Tec Base Sheet Fastener (1.7 in.) or Drill-Tec Base Sheet Fastener E (1.7 in.), Drill-Tec Locking Impact Nail	7-inch o.c. at min. 4-inch laps and 7-inch o.c. in two, equally spaced, staggered center rows	SBS-TA	TPOFB-HA1 or TPOFB-HA2	-82.5
LWC-62.	Min. 22 ga., type BV, Grade 40; 6 ft spans; 5/8" puddle welds or #12 HWH Tek 5, 6" o.c. or min. 2,500 psi structural concrete	Re-Roof Only: Min. 210 psi, min. 2-inch thick pre-existent cellular lightweight insulating concrete; Note: MCRF, min. 95 lbf per Note 11.	GAFGLAS #80 Ultima Base Sheet or GAFGLAS Stratavent Nailable Venting Base Sheet	Drill-Tec Base Sheet Fastener (1.7 in.), Drill-Tec Locking Impact Nail	7-inch o.c. at min. 4-inch laps and 7-inch o.c. in two, equally spaced, staggered center rows	SBS-TA	TPOFB-HA1 or TPOFB-HA2	-82.5

**TABLE 4H: LIGHTWEIGHT CONCRETE OVER STEEL DECKS - NEW CONSTRUCTION OR REROOF (TEAR-OFF)
SYSTEM TYPE F: LWC TO DECK, BONDED ROOF COVER***

System No.	Deck (Note 1)	Lightweight Concrete (Note 14)			Roof Cover (Note 15)	MDP (psf)*
		Type	Min. Compressive Strength (psi)	Min. Thick (in)		
CELCORE (NOA 18-0717.05):						
LWC-63.	Min. 22 ga., Type BV, Grade 40 steel at max. 6 ft spans	Deck treatment: Celcore S-1 Deck Preparation Slurry LWC: Celcore MF Cellular Concrete with Celcore HS Rheology Modifying Admixture Surface treatment: Celcore PVA Curing Compound	310	2	TPOFB-LM2 or TPOFB-LO2 (6-inch o.c.) or TPOFB-OB2	-75.0
LWC-64.	Min. 22 ga., Type BV, Grade 40 steel at max. 6 ft spans	Deck treatment: Celcore S-1 Deck Preparation Slurry LWC: Celcore MF Cellular Concrete with Celcore HS Rheology Modifying Admixture Surface treatment: Celcore PVA Curing Compound	310	2	TPOFB-LM1 or TPOFB-LO1 (6-inch o.c.) or TPOFB-OB1	-82.5
CONCRECEL (NOA 21-1229.06):						
LWC-65.	Min. 22 ga., type BV, Grade 80 steel; 6 ft spans, #12 HWH Tek's 5, 6" o.c.	Concrecel	290	2	TPOFB-OB1 or TPOFB-OB2	-52.5
ELASTIZELL (NOA 18-0208.03):						
LWC-66.	Min. 22 ga., 33 ksi, type BV (0.5%) steel; 6 ft spans, 5/8" puddle welds 6" o.c.	Elastizell	200	3	TPOFB-OB1 or TPOFB-OB2	-60.0
MEARLCRETE (NOA 19-0729.03):						
LWC-67.	Min. 22 ga., type BV, Grade 33 steel; 6 ft spans, 5/8" puddle welds 6" o.c.	Mearlcrete	300	2	TPOFB-LM1, TPOFB-LM2, TPOFB-LO1 or TPOFB-LO2 (4-inch o.c.), TPOFB-OB1, TPOFB-OB2 or TPOFB-WB	-52.5
PRE-EXISTENT CELLULAR LWC:						
LWC-68.	Min. 22 ga., type BV, Grade 33 steel; 6 ft spans, 5/8-inch puddle welds, 6" o.c.	Pre-existent cellular lightweight insulating concrete; Note: MCRF, Drill-Tec™ Base Sheet Fastener (1.7 in.), min. 117 lbf per Note 11.	400	2	TPO-1121, TPO-QSA or TPO-QSALV50, TPOFB-XF1 or TPOFB-XF2	-52.5
LWC-69.	Min. 22 ga., type BV, Grade 33 steel; 6 ft spans, 5/8-inch puddle welds, 6" o.c.	Pre-existent cellular lightweight insulating concrete; Note: MCRF, Drill-Tec™ Base Sheet Fastener (1.7 in.), min. 97 lbf per Note 11.	180	2	TPOFB-OB1, TPOFB-OB2 or TPOFB-WB	-52.5

**TABLE 4I: LIGHTWEIGHT CONCRETE OVER STRUCTURAL CONCRETE DECKS - NEW CONSTRUCTION OR REROOF (TEAR-OFF)
SYSTEM TYPE F: LWC TO DECK, BONDED ROOF COVER***

System No.	Deck (Note 1)	Lightweight Concrete (Note 14)			Roof Cover (Note 15)	MDP (psf)*
		Type	Min. Compressive Strength (psi)	Min. Thick (in)		
CELCORE (NOA 18-0717.05):						
LWC-70.	Structural concrete	Celcore Cellular Concrete	200	2	TPOFB-LM1, TPOFB-LM2, TPOFB-LO1 or TPOFB-LO2 (4-inch o.c.), TPOFB-OB1 or TPOFB-OB2	-300.0
CONCRECEL (NOA 21-1229.06):						
LWC-71.	Structural concrete	Concrecel	200	2	TPOFB-LM1, TPOFB-LM2, TPOFB-LO1 or TPOFB-LO2 (4-inch o.c.), TPOFB-OB1, TPOFB-OB2 or TPOFB-WB	-225.0

**TABLE 4: LIGHTWEIGHT CONCRETE OVER STRUCTURAL CONCRETE DECKS - NEW CONSTRUCTION OR REROOF (TEAR-OFF)
SYSTEM TYPE F: LWC TO DECK, BONDED ROOF COVER***

System No.	Deck (Note 1)	Lightweight Concrete (Note 14)			Roof Cover (Note 15)	MDP (psf)*
		Type	Min. Compressive Strength (psi)	Min. Thick (in)		
ELASTIZELL (NOA 18-0208.03):						
LWC-72.	Structural concrete	Elastizell	200	3	TPOFB-OB1 or TPOFB-OB2	-60.0
LWC-73.	Structural concrete	Elastizell	220	2	TPOFB-OB1, TPOFB-OB2 or TPOFB-WB	-200.0
LWC-74.	Structural concrete	Elastizell	200	2	TPOFB-LM1, TPOFB-LM2, TPOFB-LO1 or TPOFB-LO2 (4-inch o.c.)	-210.0
SIPLAST INSULCEL (NOA 21-1020.03):						
LWC-75.	Structural concrete	Insulcel	200	2	TPOFB-LM1, TPOFB-LM2, TPOFB-LO1 or TPOFB-LO2 (4-inch o.c.), TPOFB-OB1 or TPOFB-OB2	-270.0
MEARLCRETE (NOA 19-0729.03):						
LWC-76.	Structural concrete	Mearlcrete	730	2	TPOFB-LM1, TPOFB-LM2, TPOFB-LO1 or TPOFB-LO2 (6-inch o.c.)	-45.0
LWC-77.	Structural concrete	Mearlcrete	290	2	TPOFB-OB1, TPOFB-OB2 or TPOFB-WB	-205.0
LWC-78.	Structural concrete	Mearlcrete	200	2	TPOFB-LM1, TPOFB-LM2, TPOFB-LO1 or TPOFB-LO2 (4-inch o.c.)	-270.0
PRE-EXISTENT CELLULAR LWC:						
LWC-79.	Structural concrete	Pre-existent cellular lightweight insulating concrete; Note: MCRF, Drill-Tec™ Base Sheet Fastener (1.7 in.), min. 97 lbf per Note 11.	180	2	TPOFB-LM1, TPOFB-LM2, TPOFB-LO1 or TPOFB-LO2 (4-inch o.c.)	-92.5
LWC-80.	Structural concrete	Pre-existent cellular lightweight insulating concrete; Note: MCRF, Drill-Tec™ Base Sheet Fastener (1.7 in.), min. 97 lbf per Note 11.	180	2	TPOFB-OB1, TPOFB-OB2 or TPOFB-WB	-102.5
LWC-81.	Structural concrete	Pre-existent cellular lightweight insulating concrete; Note: MCRF, Drill-Tec™ Base Sheet Fastener (1.7 in.), min. 97 lbf per Note 11.	180	2	TPOFB-LM1, TPOFB-LM2, TPOFB-LO1 or TPOFB-LO2 (4-inch o.c.)	-112.5
LWC-82.	Structural concrete	Pre-existent cellular lightweight insulating concrete; Note: MCRF, Drill-Tec™ Base Sheet Fastener (1.7 in.), min. 117 lbf per Note 11.	400	2	TPO-1121	-127.5
LWC-83.	Structural concrete	Pre-existent cellular lightweight insulating concrete; Note: MCRF, Drill-Tec™ Base Sheet Fastener (1.7 in.), min. 117 lbf per Note 11.	400	2	TPOFB-XF1 or TPOFB-XF2	-130.0
LWC-84.	Structural concrete	Pre-existent cellular lightweight insulating concrete; Note: MCRF, Drill-Tec™ Base Sheet Fastener (1.7 in.), min. 117 lbf per Note 11.	400	2	TPO-QSA	-150.0
LWC-85.	Structural concrete	Pre-existent cellular lightweight insulating concrete; Note: MCRF, Drill-Tec™ Base Sheet Fastener (1.7 in.), min. 117 lbf per Note 11.	400	2	TPO-QSALV50	-154.0
LWC-86.	Structural concrete	Pre-existent cellular lightweight insulating concrete; Note: MCRF, Drill-Tec™ Base Sheet Fastener (1.7 in.), min. 98 lbf per Note 11.	410	2	TPO-QSALV50; total wet rate 2.7 lbs/square; contact application with ½ to substrate and ½ to membrane backside	-297.5
	Note:	The reported MDP is the allowable maximum design pressure of the new roof cover adhered to the pre-existent LWC, and is irrespective of the performance of the pre-existent LWC (See Note 12). The deck and pre-existent LWC shall be capable of resisting the project design pressure requirements, not to exceed the noted MDP, to the satisfaction of the Authority Having Jurisdiction.				
LWC-87.	Structural concrete	Pre-existent cellular lightweight insulating concrete; Note: MCRF, Drill-Tec™ Base Sheet Fastener (1.7 in.), min. 146 lbf per Note 11.	540	2	TPO-1121	-487.5

**TABLE 4J: LIGHTWEIGHT CONCRETE OVER STRUCTURAL CONCRETE DECKS - NEW CONSTRUCTION OR REROOF (TEAR-OFF)
SYSTEM TYPE F: LWC TO DECK, BONDED BASE AND CAP PLY***

System No.	Deck (Note 1)	Lightweight Concrete (Note 14)			Roof Cover (Note 15)		MDP (psf)*
		Type	Min. Compressive Strength (psi)	Min. Thick (in)	Base Ply	Cap Ply	
PRE-EXISTENT CELLULAR LWC:							
LWC-88.	Structural concrete	Pre-existent cellular lightweight insulating concrete; Note: MCRF, Drill-Tec™ Base Sheet Fastener (1.7 in.), min. 85 lbf per Note 11.	230	2	Ruberoid 20 Smooth applied in H.B. Fuller "Millennium Hurricane Force 1-Part Membrane Adhesive" at 1.5 gal/square.	TPOFB-OB2	-112.5
	<i>Note:</i>	<i>The reported MDP is the allowable maximum design pressure of the new roof cover adhered to the pre-existent LWC, and is irrespective of the performance of the pre-existent LWC (See Note 12). The deck and pre-existent LWC shall be capable of resisting the project design pressure requirements, not to exceed the noted MDP, to the satisfaction of the Authority Having Jurisdiction.</i>					
LWC-89.	Structural concrete	Pre-existent cellular lightweight insulating concrete; Note: MCRF, Drill-Tec™ Base Sheet Fastener (1.7 in.), min. 103 lbf per Note 11.	240	2	Ruberoid 20 Smooth applied in H.B. Fuller "Millennium Hurricane Force 1-Part Membrane Adhesive" at 1.5 gal/square.	TPOFB-OB2	-230.0
	<i>Note:</i>	<i>The reported MDP is the allowable maximum design pressure of the new roof cover adhered to the pre-existent LWC, and is irrespective of the performance of the pre-existent LWC (See Note 12). The deck and pre-existent LWC shall be capable of resisting the project design pressure requirements, not to exceed the noted MDP, to the satisfaction of the Authority Having Jurisdiction.</i>					

**TABLE 4K: LIGHTWEIGHT CONCRETE OVER STRUCTURAL CONCRETE DECKS - NEW CONSTRUCTION OR REROOF (TEAR-OFF)
SYSTEM TYPE F: VAPOR BARRIER TO DECK, LWC TO VAPOR BARRIER, BONDED ROOF COVER***

System No.	Deck (Note 1)	Primer	Vapor Barrier	Lightweight Concrete (Note 14)			Roof Cover (Note 15)	MDP (psf)*
				Type	Min. Compressive Strength (psi)	Min. Thick (in)		
LWC-90.	Structural concrete	Matrix 307 Premium Asphalt Primer	Ruberoid HW Smooth, torch-applied	Pre-existent cellular lightweight insulating concrete; Note: MCRF, Drill-Tec™ Base Sheet Fastener (1.7 in.), min. 97 lbf per Note 11.	180	2	TPOFB-WB	-102.5
LWC-91.	Structural concrete	Matrix 307 Premium Asphalt Primer	Ruberoid HW Smooth, torch-applied	Pre-existent cellular lightweight insulating concrete; Note: MCRF, Drill-Tec™ Base Sheet Fastener (1.7 in.), min. 97 lbf per Note 11.	180	2	TPOFB-LM1 or TPOFB-LM2 (4-inch o.c.)	-92.5
LWC-92.	Structural concrete	Matrix 307 Premium Asphalt Primer	Ruberoid HW Smooth, torch-applied	Pre-existent cellular lightweight insulating concrete; Note: MCRF, Drill-Tec™ Base Sheet Fastener (1.7 in.), min. 97 lbf per Note 11.	180	2	TPOFB-LO1 or TPOFB-LO2 (4-inch o.c.)	-112.5
LWC-93.	Structural concrete	Matrix 307 Premium Asphalt Primer	Ruberoid HW Smooth, torch-applied	Pre-existent cellular lightweight insulating concrete; Note: MCRF, Drill-Tec™ Base Sheet Fastener (1.7 in.), min. 97 lbf per Note 11.	180	2	TPOFB-OB1 or TPOFB-OB2	-102.5
LWC-94.	Structural concrete	Matrix 307 Premium Asphalt Primer	Ruberoid HW Smooth, torch-applied	Pre-existent cellular lightweight insulating concrete; Note: MCRF, Drill-Tec™ Base Sheet Fastener (1.7 in.), min. 146 lbf per Note 11.	540	2	TPOFB-OB1 or TPOFB-OB2	-357.5

**TABLE 5A: CEMENTITIOUS WOOD FIBER DECKS - NEW CONSTRUCTION OR REROOF (TEAR-OFF)
SYSTEM TYPE A-1: BONDED INSULATION, BONDED ROOF COVER***

System No.	Deck (Note 1 and Note 12)	Base Insulation Layer		Top Insulation Layer		Roof Cover (Note 15)	MDP (psf)*
		Type	Attach (Notes 6,7,8)	Type	Attach (Notes 6,7,8)		
EVERGUARD FREEDOM TPO:							
CWF-1.	Existing (reroof) Min. 2-inch Tectum Plank or Tectum LS Plank	Min. 1-inch EnergyGuard Polyiso Insulation, EnergyGuard RA, EnergyGuard RH or EnergyGuard RN	OB500	(Optional) Additional layers base insulation, flat or tapered	OB500	TPOFDM-SA	-45.0
EVERGUARD SA TPO:							
CWF-2.	Existing (reroof) Min. 2-inch Tectum Plank or Tectum LS Plank	Min. 1-inch EnergyGuard Ultra Polyiso Insulation, EnergyGuard Polyiso-HD Composite Insulation, Ultra HD Composite Insulation or EnergyGuard RA	OB500	(Optional) Additional layers base insulation, flat or tapered	OB500	TPO-SA	-45.0
EVERGUARD TPO:							
CWF-3.	Existing (reroof) Min. 2-inch Tectum Plank or Tectum LS Plank	Min. 1-inch EnergyGuard Polyiso Insulation, EnergyGuard RA, EnergyGuard RH or EnergyGuard RN	OB500	(Optional) Additional layers base insulation, flat or tapered	OB500	TPO-1121, TPO-3SQ or TPO-WB	-45.0
CWF-4.	New or existing (reroof) Min. 2-inch Tectum I Plank at max 3 ft spans attached with OMG 2" Galvalume Plate and Drill-Tec Purlin Fastener; 3 parts per bearing.	Min. 2-inch EnergyGuard Polyiso Insulation	OB500, 6-inch o.c. to back-side of insulation	(Optional) Additional layers base insulation, flat or tapered	OB500, 6-inch o.c.	TPO-1121	-120.0
CWF-5.	New or existing (reroof) Min. 2-inch Tectum I Plank at max 3 ft spans attached with OMG 2" Galvalume Plate and Drill-Tec Purlin Fastener; 3 parts per bearing.	Min. 2-inch EnergyGuard Polyiso Insulation, EnergyGuard RH, EnergyGuard RM, EnergyGuard RN or EnergyGuard Ultra	OB500, 6-inch o.c. to back-side of insulation	Min. 0.25-inch DensDeck Prime or SECUROCK Gypsum-Fiber Roof Board	OB500, 6-inch o.c.	TPO-1121	-127.5
EVERGUARD TPO FLEECE-BACK MEMBRANE OR EVERGUARD TPO FLEECE-BACK MEMBRANE 100, 115 OR 135 :							
CWF-6.	Existing (reroof) Min. 2-inch Tectum Plank or Tectum LS Plank	Min. 1-inch EnergyGuard Polyiso Insulation, EnergyGuard RH	LRF-M	(Optional) Additional layers base insulation, flat or tapered	LRF-M	TPOFB-LM1 or TPOFB-LM2 (12-inch o.c.)	-45.0
CWF-7.	Existing (reroof) Min. 2-inch Tectum Plank or Tectum LS Plank	(Optional) Min. 1-inch EnergyGuard Polyiso Insulation, EnergyGuard RH	LRF-M	Min. 0.25-inch DEXcell FA Glass Mat Roof Board or SECUROCK Gypsum-Fiber Roof Board	LRF-M	TPOFB-LM1 or TPOFB-LM2 (12-inch o.c.)	-45.0
CWF-8.	Existing (reroof) Min. 2-inch Tectum Plank or Tectum LS Plank	Min. 1-inch EnergyGuard Polyiso Insulation, EnergyGuard RA, EnergyGuard RH or EnergyGuard RN	OB500	(Optional) Additional layers base insulation, flat or tapered	OB500	TPOFB-LO1 or TPOFB-LO2 (12-inch o.c.)	-45.0
CWF-9.	Existing (reroof) Min. 2-inch Tectum Plank or Tectum LS Plank	(Optional) Min. 1-inch EnergyGuard Polyiso Insulation, EnergyGuard RA, EnergyGuard RH or EnergyGuard RN	OB500	Min. 0.25-inch SECUROCK Gypsum-Fiber Roof Board	OB500	TPOFB-LO1 or TPOFB-LO2 (12-inch o.c.)	-45.0
CWF-10.	New or existing (reroof) Min. 2-inch Tectum I Plank at max 3 ft spans attached with OMG 2" Galvalume Plate and Drill-Tec Purlin Fastener; 3 parts per bearing.	Min. 2-inch EnergyGuard Polyiso Insulation, EnergyGuard RH, EnergyGuard RM, EnergyGuard RN	OB500, 6-inch o.c. to back-side of insulation	(Optional) Additional layers base insulation, flat or tapered	OB500, 6-inch o.c.	TPOFB-LM1, TPOFB-LM2, TPOFB-LO1 or TPOFB-LO2 (4-inch o.c.)	-120.0
CWF-11.	New or existing (reroof) Min. 2-inch Tectum I Plank at max 3 ft spans attached with OMG 2" Galvalume Plate and Drill-Tec Purlin Fastener; 3 parts per bearing.	Min. 2-inch EnergyGuard Polyiso Insulation, EnergyGuard RH, EnergyGuard RM, EnergyGuard RN or EnergyGuard Ultra	OB500, 6-inch o.c. to back-side of insulation	Min. 0.25-inch DensDeck Prime or SECUROCK Gypsum-Fiber Roof Board	OB500, 6-inch o.c.	TPOFB-LM1, TPOFB-LM2, TPOFB-LO1 or TPOFB-LO2 (4-inch o.c.)	-127.5

**TABLE 5b: CEMENTITIOUS WOOD FIBER DECKS - NEW CONSTRUCTION, REROOF (TEAR-OFF) OR RECOVER
SYSTEM TYPE C-1: MECHANICALLY ATTACHED INSULATION, BONDED ROOF COVER**

System No.	Deck (Note 1)	Base Insulation Layer (Note 13)	Top Insulation Layer			Roof Cover (Note 15)	MDP (psf)
			Type	Fastener (Note 11)	Attach		
CWF-12.	Existing (reroof/recover) Min. 2-inch Tectum Plank or Tectum LS Plank	(Optional) One or more layers, any combination	Min. 1.5-inch EnergyGuard Ultra Polyiso Insulation, EnergyGuard Polyiso-HD Composite Insulation, Ultra HD Composite Insulation or EnergyGuard RN	Drill-Tec Polymer Gyptec with Drill-Tec 3" Gyptec Plate or Drill-Tec LD Fastener with Drill-Tec LD Plate; Minimum 2-inch fastener embedment.	1 per 2.0 ft ²	TPOFDM-SA	-45.0*
CWF-13.	Existing (reroof/recover)) Min. 2.5-inch Tectum Plank or Tectum LS Plank	(Optional) One or more layers, any combination	Min. 1.5-inch EnergyGuard Ultra Polyiso Insulation, EnergyGuard Polyiso-HD Composite Insulation, Ultra HD Composite Insulation, EnergyGuard RA or EnergyGuard RH	Drill-Tec Polymer Gyptec with Drill-Tec 3" Gyptec Plate (min. 2-inch embedment)	1 per 2.0 ft ²	TPO-1121, TPO-3SQ, TPO-6SQ or TPO-WB	-45.0*
CWF-14.	New or existing (reroof/recover) Min. 3-inch Tectum I Plank at max 4 ft spans, bonded to structural members and between tongue-and-groove joints using single-component polyurethane adhesive, and attached with two (2) Drill-Tec Purlin Screws and Tectum 2" washers per plank-width, approximately 5-inch from plank edges.	(Optional) One or more layers, any combination	Min. 2-inch EnergyGuard Polyiso Insulation, EnergyGuard Ultra Polyiso Insulation, EnergyGuard Polyiso-HD Composite Insulation, Ultra HD Composite Insulation or EnergyGuard RH	Drill-Tec Locking Impact Nail (min. 1.8-inch embedment)	1 per 1.3 ft ²	TPO-1121, TPO-3SQ or TPO-6SQ	-52.5
CWF-15.	New or existing (reroof/recover) Min. 3-inch Tectum I Plank at max 4 ft spans, bonded to structural members and between tongue-and-groove joints using single-component polyurethane adhesive, and attached with two (2) Drill-Tec Purlin Screws and Tectum 2" washers per plank-width, approximately 5-inch from plank edges.	(Optional) One or more layers, any combination	Min. 2-inch EnergyGuard Polyiso Insulation, EnergyGuard Ultra Polyiso Insulation, EnergyGuard Polyiso-HD Composite Insulation, Ultra HD Composite Insulation or EnergyGuard RH	Drill-Tec Locking Impact Nail (min. 1.8-inch embedment)	1 per 1.3 ft ²	TPOFB-LM1, TPOFB-LM2, TPOFB-LO1 or TPOFB-LO2 (4-inch o.c.), TPOFB-OB1, TPOFB-OB2, TPOFB-XF1 or TPOFB-XF2	-52.5

**TABLE 5c: CEMENTITIOUS WOOD FIBER DECKS – NEW CONSTRUCTION OR REROOF (TEAR-OFF)
SYSTEM TYPE F: NON-INSULATED, BONDED ROOF COVER**

System No.	Deck (Note 1)	Primer	Roof Cover (Note 15)	MDP (psf)
CWF-16.	Min. 2-inch Tectum Plank	None	TPOFB-OB1 or TPOFB-OB2	-207.5
CWF-17.	Min. 2-inch Tectum Plank	None	TPOFB-XF1 or TPOFB-XF2	-285.0

**TABLE 6A: GYPSUM DECKS - REROOF (TEAR-OFF)
SYSTEM TYPE A-1: BONDED INSULATION, BONDED ROOF COVER***

System No.	Deck (Note 1 and Note 12)	Base Insulation Layer		Top Insulation Layer		Roof Cover (Note 15)	MDP (psf)*
		Type	Attach (Notes 6,7,8)	Type	Attach (Notes 6,7,8)		
EVERGUARD FREEDOM TPO:							
G-1.	Existing gypsum deck	(Optional) Min. 1.5-inch EnergyGuard RA, EnergyGuard RH or EnergyGuard RN	OB500	Min. 0.25-inch SECUROCK Gypsum-Fiber Roof Board	OB500	TPOFDM-SA	-135.0
G-2.	Existing gypsum deck	Min. 1-inch EnergyGuard Polyiso Insulation, EnergyGuard Ultra	OB500	(Optional) Additional layer of base insulation	OB500	TPOFDM-SA	-142.5
G-3.	Existing gypsum deck	(Optional) Min. 0.5-inch EnergyGuard Polyiso Insulation, EnergyGuard Ultra	OB500	Min. 1.5-inch EnergyGuard Polyiso-HD Composite Insulation or Ultra HD Composite Insulation	OB500	TPOFDM-SA	-142.5
G-4.	Existing gypsum deck	Min. 1-inch EnergyGuard RA	OB500	(Optional) Additional layer of base insulation	OB500	TPOFDM-SA	-187.5
EVERGUARD SA TPO:							
G-5.	Existing gypsum deck	(Optional) Min. 1.5-inch EnergyGuard RA, EnergyGuard RH or EnergyGuard RN	OB500	Min. 0.25-inch SECUROCK Gypsum-Fiber Roof Board	OB500	TPO-SA	-135.0
G-6.	Existing gypsum deck	Min. 1-inch EnergyGuard Polyiso Insulation	OB500	(Optional) Additional layer of base insulation	OB500	TPO-SA	-142.5
G-7.	Existing gypsum deck	(Optional) Min. 0.5-inch EnergyGuard Polyiso Insulation, EnergyGuard Ultra	OB500	Min. 1.5-inch EnergyGuard Polyiso-HD Composite Insulation or Ultra HD Composite Insulation	OB500	TPO-SA	-142.5
G-8.	Existing gypsum deck	Min. 1-inch EnergyGuard RA	OB500	(Optional) Additional layer of base insulation	OB500	TPO-SA	-187.5
EVERGUARD TPO / EVERGUARD TPO 1121 BONDING ADHESIVE OR EVERGUARD TPO 3-SQUARE LOW VOC BONDING ADHESIVE							
G-9.	Existing gypsum deck	Min. 2-inch, min. 2.0 pcf Insulfoam Roofing EPS	OB500	Min. 0.25-inch DensDeck, DensDeck Prime or DEXcell FA Glass Mat Roof Board	OB500	TPO-1121 or TPO-3SQ	-120.0
G-10.	Existing gypsum deck	Min. 1.5-inch EnergyGuard RA, EnergyGuard RH or EnergyGuard RN	OB500	Min. 0.25-inch DensDeck, DensDeck Prime or DEXcell FA Glass Mat Roof Board	OB500	TPO-1121 or TPO-3SQ	-130.0
G-11.	Existing gypsum deck	(Optional) Min. 1.5-inch EnergyGuard RA, EnergyGuard RH or EnergyGuard RN	OB500	Min. 0.25-inch DEXcell FA Glass Mat Roof Board or SECUROCK Gypsum-Fiber Roof Board	OB500	TPO-1121 or TPO-3SQ	-135.0
G-12.	Existing gypsum deck	(Optional) Min. 0.5-inch EnergyGuard Polyiso Insulation, EnergyGuard Ultra	OB500	Min. 1.5-inch EnergyGuard Polyiso-HD Composite Insulation	OB500	TPO-1121 or TPO-3SQ	-165.0
G-13.	Existing gypsum deck	(Optional) Min. 0.5-inch EnergyGuard Polyiso Insulation, EnergyGuard Ultra	OB500	Min. 1.5-inch Ultra HD Composite Insulation	OB500	TPO-1121 or TPO-3SQ	-187.5
G-14.	Existing gypsum deck	Min. 1-inch EnergyGuard Polyiso Insulation, EnergyGuard Ultra or EnergyGuard RA	OB500	(Optional) Additional layer of base insulation	OB500	TPO-1121 or TPO-3SQ	-210.0
EVERGUARD TPO / EVERGUARD WB181 BONDING ADHESIVE:							
G-15.	Existing gypsum deck	Min. 2-inch, min. 2.0 pcf Insulfoam Roofing EPS	OB500	Min. 0.25-inch DensDeck Prime or DEXcell FA Glass Mat Roof Board	OB500	TPO-WB	-120.0
G-16.	Existing gypsum deck	Min. 1.5-inch EnergyGuard RA, EnergyGuard RH or EnergyGuard RN	OB500	Min. 0.25-inch DensDeck Prime or DEXcell FA Glass Mat Roof Board	OB500	TPO-WB	-130.0
G-17.	Existing gypsum deck	Min. 1.5-inch EnergyGuard Polyiso Insulation, EnergyGuard Ultra	OB500	(Optional) Additional layer of base insulation	OB500	TPO-WB	-135.0
G-18.	Existing gypsum deck	(Optional) Min. 0.5-inch EnergyGuard Polyiso Insulation, EnergyGuard Ultra	OB500	Min. 1.5-inch EnergyGuard Polyiso-HD Composite Insulation or Ultra HD Composite Insulation	OB500	TPO-WB	-135.0
G-19.	Existing gypsum deck	Min. 1-inch EnergyGuard RA	OB500	(Optional) Additional layer of base insulation	OB500	TPO-WB	-210.0

TABLE 6A: GYPSUM DECKS - REROOF (TEAR-OFF)
SYSTEM TYPE A-1: BONDED INSULATION, BONDED ROOF COVER*

System No.	Deck (Note 1 and Note 12)	Base Insulation Layer		Top Insulation Layer		Roof Cover (Note 15)	MDP (psf)*
		Type	Attach (Notes 6,7,8)	Type	Attach (Notes 6,7,8)		
EVERGUARD TPO / EVERGUARD TPO 6-SQUARE LOW VOC BONDING ADHESIVE OR EVERGUARD TPO 3-SQUARE LOW VOC BONDING ADHESIVE							
G-20.	Existing gypsum deck	Min. 1.5-inch EnergyGuard RA, EnergyGuard RH, EnergyGuard RN, min. 2-inch, min. 2.0 pcf Insulfoam Roofing EPS	OB500	Min. 0.25-inch DensDeck Prime, DEXcell FA Glass Mat Roof Board or SECUROCK Gypsum-Fiber Roof Board	OB500	TPO-3SQ or TPO-6SQ	-45.0
G-21.	Existing gypsum deck	Min. 1.5-inch EnergyGuard RA or EnergyGuard RN	OB500	(Optional) Additional layer of base insulation	OB500	TPO-3SQ or TPO-6SQ	-135.0
G-22.	Existing gypsum deck	(Optional) Min. 0.5-inch EnergyGuard Polyiso Insulation, EnergyGuard Ultra	OB500	Min. 1.5-inch EnergyGuard Polyiso-HD Composite Insulation or Ultra HD Composite Insulation	OB500	TPO-3SQ or TPO-6SQ	-135.0
EVERGUARD TPO / EVERGUARD TPO QUICK SPRAY:							
G-23.	Existing gypsum deck	Min. 0.5-inch EnergyGuard Polyiso Insulation	OB500	(Optional) Additional layers of base insulation	OB500	TPO-QSA	-82.5
G-24.	Existing gypsum deck	(Optional) Min. 0.5-inch EnergyGuard Polyiso Insulation, EnergyGuard Ultra	OB500	Min. 1.5-inch EnergyGuard Polyiso-HD Composite Insulation or Ultra HD Composite Insulation	OB500	TPO-QSA	-82.5
G-25.	Existing gypsum deck	Min. 0.5-inch EnergyGuard Polyiso Insulation or EnergyGuard Ultra	OB500	Min. 0.25-inch SECUROCK Gypsum-Fiber Roof Board or min. 0.5-inch EnergyGuard HD Polyiso Cover Board or EnergyGuard HD Plus Polyiso Cover Board or min. 1.5-inch EnergyGuard Polyiso-HD Composite Insulation or Ultra HD Composite Insulation	OB500	TPO-QSA	-97.5
G-26.	Existing gypsum deck	Min. 0.5-inch EnergyGuard Polyiso Insulation or EnergyGuard Ultra	OB500	Additional optional layers base insulation followed by min. 0.25-inch DensDeck Prime or DEXcell FA Glass Mat Roof Board	OB500	TPO-QSA	-210.0
EVERGUARD TPO / EVERGUARD TPO QUICK SPRAY LV 50:							
G-27.	Existing gypsum deck	Min. 0.5-inch EnergyGuard Polyiso Insulation or EnergyGuard Ultra	OB500	Min. 0.5-inch EnergyGuard HD Polyiso Cover Board or EnergyGuard HD Plus Polyiso Cover Board or min. 1.5-inch EnergyGuard Polyiso-HD Composite Insulation or Ultra HD Composite Insulation	OB500	TPO-QSALV50	-97.5
G-28.	Existing gypsum deck	(Optional) Min. 0.5-inch EnergyGuard Polyiso Insulation, EnergyGuard Ultra	OB500	Min. 1.5-inch EnergyGuard Polyiso-HD Composite Insulation	OB500	TPO-QSALV50	-165.0
G-29.	Existing gypsum deck	(Optional) Min. 0.5-inch EnergyGuard Polyiso Insulation, EnergyGuard Ultra	OB500	Min. 1.5-inch Ultra HD Composite Insulation	OB500	TPO-QSALV50	-187.5
G-30.	Existing gypsum deck	Min. 0.25-inch SECUROCK Gypsum-Fiber Roof Board	OB500	None	N/A	TPO-QSALV50	-195.0
G-31.	Existing gypsum deck	Min. 0.5-inch EnergyGuard Polyiso Insulation or EnergyGuard Ultra	OB500	Additional optional layers base insulation followed by min. 0.25-inch DensDeck Prime	OB500	TPO-QSALV50	-202.5
G-32.	Existing gypsum deck	Min. 0.5-inch EnergyGuard Polyiso Insulation	OB500	(Optional) Additional layers of base insulation	OB500	TPO-QSALV50	-210.0
G-33.	Existing gypsum deck	Min. 0.5-inch EnergyGuard Polyiso Insulation or EnergyGuard Ultra	OB500	Additional optional layers base insulation followed by min. 0.25-inch SECUROCK Gypsum-Fiber Roof Board	OB500	TPO-QSALV50	-210.0
EVERGUARD TPO FLEECE-BACK MEMBRANE OR EVERGUARD TPO FLEECE-BACK MEMBRANE 100, 115 OR 135 :							
G-34.	Existing gypsum deck	Min. 1-inch EnergyGuard RH	OB500	(Optional) Additional layer of base insulation	OB500	TPOFB-LO1 or TPOFB-LO2 (6-inch o.c.)	-75.0

TABLE 6B: GYPSUM DECKS - REROOF (TEAR-OFF)
SYSTEM TYPE B-1: MECHANICALLY ATTACHED BASE INSULATION, BONDED TOP INSULATION, BONDED ROOF COVER

System No.	Deck (Note 1)	Base Insulation Layer			Top Insulation Layer		Roof Cover (Note 15)	MDP (psf)
		Type	Fasten (Note 11)	Attach	Type	Attach (Notes 6,7,8)		
EVERGUARD FREEDOM TPO:								
G-35.	Existing gypsum deck	Min. 1.5-inch EnergyGuard Polyiso Insulation, EnergyGuard Ultra	Drill-Tec Polymer Gyptec with Drill-Tec 3" Gyptec Plate (Min. 2-inch embedment) (MCRF ≥ 180 lbf)	1 per 2.0 ft ²	Min. 0.5-inch EnergyGuard Polyiso Insulation or EnergyGuard Ultra and/or min. 1.5-inch EnergyGuard Polyiso-HD Composite Insulation or Ultra HD Composite Insulation	LRF-M	TPOFDM-SA	-45.0*
G-36.	Existing gypsum deck	Min. 2-inch EnergyGuard Polyiso Insulation, EnergyGuard Ultra	Drill-Tec Polymer Gyptec with Drill-Tec 3" Gyptec Plate (Min. 2-inch embedment) (MCRF ≥ 261 lbf)	1 per 2.9 ft ²	Min. 0.5-inch EnergyGuard Polyiso Insulation or EnergyGuard Ultra and/or min. 1.5-inch EnergyGuard Polyiso-HD Composite Insulation or Ultra HD Composite Insulation	LRF-M	TPOFDM-SA	-45.0*
G-37.	Existing gypsum deck	Min. 1.5-inch EnergyGuard Polyiso Insulation, EnergyGuard Ultra	Drill-Tec Polymer Gyptec with Drill-Tec 3" Gyptec Plate (Min. 2-inch embedment) (MCRF ≥ 180 lbf)	1 per 2.0 ft ²	Optional min. 0.5-inch EnergyGuard Polyiso Insulation, EnergyGuard Ultra followed by min. 0.25-inch SECUROCK Gypsum-Fiber Roof Board	LRF-M	TPOFDM-SA	-45.0*
G-38.	Existing gypsum deck	Min. 2-inch EnergyGuard Polyiso Insulation, EnergyGuard Ultra	Drill-Tec Polymer Gyptec with Drill-Tec 3" Gyptec Plate (Min. 2-inch embedment) (MCRF ≥ 261 lbf)	1 per 2.9 ft ²	Optional min. 0.5-inch EnergyGuard Polyiso Insulation, EnergyGuard Ultra followed by min. 0.25-inch SECUROCK Gypsum-Fiber Roof Board	LRF-M	TPOFDM-SA	-45.0*
G-39.	Existing gypsum deck	Min. 2-inch EnergyGuard Polyiso Insulation, EnergyGuard Ultra	Drill-Tec Polymer Gyptec with Drill-Tec 3" Gyptec Plate (Min. 2-inch embedment) (MCRF ≥ 288 lbf)	1 per 3.2 ft ²	Min. 0.25-inch SECUROCK Gypsum-Fiber Roof Board	LRF-M	TPOFDM-SA	-45.0*
G-40.	Existing gypsum deck	Min. 1.5-inch EnergyGuard Polyiso Insulation, EnergyGuard Ultra or EnergyGuard RH	Drill-Tec Polymer Gyptec with Drill-Tec 3" Gyptec Plate (Min. 2-inch embedment) (MCRF ≥ 180 lbf)	1 per 2.0 ft ²	Min. 0.5-inch EnergyGuard Polyiso Insulation or EnergyGuard Ultra or min. 1.5-inch EnergyGuard RH and/or min. 1.5-inch EnergyGuard Polyiso-HD Composite Insulation or Ultra HD Composite Insulation	OB500	TPOFDM-SA	-45.0*
G-41.	Existing gypsum deck	Min. 2-inch EnergyGuard Polyiso Insulation, EnergyGuard Ultra or EnergyGuard RH	Drill-Tec Polymer Gyptec with Drill-Tec 3" Gyptec Plate (Min. 2-inch embedment) (MCRF ≥ 261 lbf)	1 per 2.9 ft ²	Min. 0.5-inch EnergyGuard Polyiso Insulation or EnergyGuard Ultra or min. 1.5-inch EnergyGuard RH and/or min. 1.5-inch EnergyGuard Polyiso-HD Composite Insulation or Ultra HD Composite Insulation	OB500	TPOFDM-SA	-45.0*
G-42.	Existing gypsum deck	Min. 1.5-inch EnergyGuard Polyiso Insulation, EnergyGuard Ultra or EnergyGuard RH	Drill-Tec Polymer Gyptec with Drill-Tec 3" Gyptec Plate (Min. 2-inch embedment) (MCRF ≥ 180 lbf)	1 per 2.0 ft ²	Optional min. 0.5-inch EnergyGuard Polyiso Insulation, EnergyGuard Ultra or min. 1.5-inch EnergyGuard RH followed by min. 0.25-inch SECUROCK Gypsum-Fiber Roof Board	OB500	TPOFDM-SA	-45.0*
G-43.	Existing gypsum deck	Min. 2-inch EnergyGuard Polyiso Insulation, EnergyGuard Ultra or EnergyGuard RH	Drill-Tec Polymer Gyptec with Drill-Tec 3" Gyptec Plate (Min. 2-inch embedment) (MCRF ≥ 261 lbf)	1 per 2.9 ft ²	Optional min. 0.5-inch EnergyGuard Polyiso Insulation, EnergyGuard Ultra or min. 1.5-inch EnergyGuard RH followed by min. 0.25-inch SECUROCK Gypsum-Fiber Roof Board	OB500	TPOFDM-SA	-45.0*
G-44.	Existing gypsum deck	Min. 2-inch EnergyGuard Polyiso Insulation, EnergyGuard Ultra	Drill-Tec Polymer Gyptec with Drill-Tec 3" Gyptec Plate (Min. 2-inch embedment) (MCRF ≥ 288 lbf)	1 per 3.2 ft ²	Min. 0.25-inch SECUROCK Gypsum-Fiber Roof Board	OB500	TPOFDM-SA	-45.0*
EVERGUARD SA TPO:								

TABLE 6B: GYPSUM DECKS - REROOF (TEAR-OFF)
SYSTEM TYPE B-1: MECHANICALLY ATTACHED BASE INSULATION, BONDED TOP INSULATION, BONDED ROOF COVER

System No.	Deck (Note 1)	Base Insulation Layer			Top Insulation Layer		Roof Cover (Note 15)	MDP (psf)
		Type	Fasten (Note 11)	Attach	Type	Attach (Notes 6,7,8)		
G-45.	Existing gypsum deck	Min. 1.5-inch EnergyGuard Polyiso Insulation, EnergyGuard Ultra	Drill-Tec Polymer Gyptec with Drill-Tec 3" Gyptec Plate (Min. 2-inch embedment) (MCRF ≥ 180 lbf)	1 per 2.0 ft ²	Min. 0.5-inch EnergyGuard Polyiso Insulation or EnergyGuard Ultra and/or min. 1.5-inch EnergyGuard Polyiso-HD Composite Insulation or Ultra HD Composite Insulation	LRF-M	TPO-SA	-45.0*
G-46.	Existing gypsum deck	Min. 2-inch EnergyGuard Polyiso Insulation, EnergyGuard Ultra	Drill-Tec Polymer Gyptec with Drill-Tec 3" Gyptec Plate (Min. 2-inch embedment) (MCRF ≥ 261 lbf)	1 per 2.9 ft ²	Min. 0.5-inch EnergyGuard Polyiso Insulation or EnergyGuard Ultra and/or min. 1.5-inch EnergyGuard Polyiso-HD Composite Insulation or Ultra HD Composite Insulation	LRF-M	TPO-SA	-45.0*
G-47.	Existing gypsum deck	Min. 1.5-inch EnergyGuard Polyiso Insulation, EnergyGuard Ultra	Drill-Tec Polymer Gyptec with Drill-Tec 3" Gyptec Plate (Min. 2-inch embedment) (MCRF ≥ 180 lbf)	1 per 2.0 ft ²	Optional min. 0.5-inch EnergyGuard Polyiso Insulation, EnergyGuard Ultra followed by min. 0.25-inch SECUROCK Gypsum-Fiber Roof Board	LRF-M	TPO-SA	-45.0*
G-48.	Existing gypsum deck	Min. 2-inch EnergyGuard Polyiso Insulation, EnergyGuard Ultra	Drill-Tec Polymer Gyptec with Drill-Tec 3" Gyptec Plate (Min. 2-inch embedment) (MCRF ≥ 261 lbf)	1 per 2.9 ft ²	Optional min. 0.5-inch EnergyGuard Polyiso Insulation, EnergyGuard Ultra followed by min. 0.25-inch SECUROCK Gypsum-Fiber Roof Board	LRF-M	TPO-SA	-45.0*
G-49.	Existing gypsum deck	Min. 2-inch EnergyGuard Polyiso Insulation, EnergyGuard Ultra	Drill-Tec Polymer Gyptec with Drill-Tec 3" Gyptec Plate (Min. 2-inch embedment) (MCRF ≥ 288 lbf)	1 per 3.2 ft ²	Min. 0.25-inch SECUROCK Gypsum-Fiber Roof Board	LRF-M	TPO-SA	-45.0*
G-50.	Existing gypsum deck	Min. 1.5-inch EnergyGuard Polyiso Insulation, EnergyGuard Ultra or EnergyGuard RH	Drill-Tec Polymer Gyptec with Drill-Tec 3" Gyptec Plate (Min. 2-inch embedment) (MCRF ≥ 180 lbf)	1 per 2.0 ft ²	Min. 0.5-inch EnergyGuard Polyiso Insulation or EnergyGuard Ultra and/or min. 1.5-inch EnergyGuard Polyiso-HD Composite Insulation or Ultra HD Composite Insulation	OB500	TPO-SA	-45.0*
G-51.	Existing gypsum deck	Min. 2-inch EnergyGuard Polyiso Insulation, EnergyGuard Ultra or EnergyGuard RH	Drill-Tec Polymer Gyptec with Drill-Tec 3" Gyptec Plate (Min. 2-inch embedment) (MCRF ≥ 261 lbf)	1 per 2.9 ft ²	Min. 0.5-inch EnergyGuard Polyiso Insulation or EnergyGuard Ultra and/or min. 1.5-inch EnergyGuard Polyiso-HD Composite Insulation or Ultra HD Composite Insulation	OB500	TPO-SA	-45.0*
G-52.	Existing gypsum deck	Min. 1.5-inch EnergyGuard Polyiso Insulation, EnergyGuard Ultra or EnergyGuard RH	Drill-Tec Polymer Gyptec with Drill-Tec 3" Gyptec Plate (Min. 2-inch embedment) (MCRF ≥ 180 lbf)	1 per 2.0 ft ²	Optional min. 0.5-inch EnergyGuard Polyiso Insulation, EnergyGuard Ultra or min. 1.5-inch EnergyGuard RH followed by min. 0.25-inch SECUROCK Gypsum-Fiber Roof Board	OB500	TPO-SA	-45.0*
G-53.	Existing gypsum deck	Min. 2-inch EnergyGuard Polyiso Insulation, EnergyGuard Ultra or EnergyGuard RH	Drill-Tec Polymer Gyptec with Drill-Tec 3" Gyptec Plate (Min. 2-inch embedment) (MCRF ≥ 261 lbf)	1 per 2.9 ft ²	Optional min. 0.5-inch EnergyGuard Polyiso Insulation, EnergyGuard Ultra or min. 1.5-inch EnergyGuard RH followed by min. 0.25-inch SECUROCK Gypsum-Fiber Roof Board	OB500	TPO-SA	-45.0*
G-54.	Existing gypsum deck	Min. 2-inch EnergyGuard Polyiso Insulation, EnergyGuard Ultra	Drill-Tec Polymer Gyptec with Drill-Tec 3" Gyptec Plate (Min. 2-inch embedment) (MCRF ≥ 288 lbf)	1 per 3.2 ft ²	Min. 0.25-inch SECUROCK Gypsum-Fiber Roof Board	OB500	TPO-SA	-45.0*

EVERGUARD TPO:

TABLE 6B: GYPSUM DECKS - REROOF (TEAR-OFF)
SYSTEM TYPE B-1: MECHANICALLY ATTACHED BASE INSULATION, BONDED TOP INSULATION, BONDED ROOF COVER

System No.	Deck (Note 1)	Base Insulation Layer			Top Insulation Layer		Roof Cover (Note 15)	MDP (psf)
		Type	Fasten (Note 11)	Attach	Type	Attach (Notes 6,7,8)		
G-55.	Existing gypsum deck	Min. 1.5-inch EnergyGuard Polyiso Insulation, EnergyGuard Ultra	Drill-Tec Polymer Gyptec with Drill-Tec 3" Gyptec Plate (Min. 2-inch embedment) (MCRF ≥ 180 lbf)	1 per 2.0 ft ²	Min. 0.5-inch EnergyGuard Polyiso Insulation or EnergyGuard Ultra and/or min. 1.5-inch EnergyGuard Polyiso-HD Composite Insulation or Ultra HD Composite Insulation	LRF-M	TPO-1121, TPO-3SQ, TPO-6SQ or TPO-WB	-45.0*
G-56.	Existing gypsum deck	Min. 2-inch EnergyGuard Polyiso Insulation, EnergyGuard Ultra	Drill-Tec Polymer Gyptec with Drill-Tec 3" Gyptec Plate (Min. 2-inch embedment) (MCRF ≥ 261 lbf)	1 per 2.9 ft ²	Min. 0.5-inch EnergyGuard Polyiso Insulation or EnergyGuard Ultra and/or min. 1.5-inch EnergyGuard Polyiso-HD Composite Insulation or Ultra HD Composite Insulation	LRF-M	TPO-1121, TPO-3SQ, TPO-6SQ or TPO-WB	-45.0*
G-57.	Existing gypsum deck	Min. 1.5-inch EnergyGuard Polyiso Insulation, EnergyGuard Ultra	Drill-Tec Polymer Gyptec with Drill-Tec 3" Gyptec Plate (Min. 2-inch embedment) (MCRF ≥ 180 lbf)	1 per 2.0 ft ²	Optional min. 0.5-inch EnergyGuard Polyiso Insulation, EnergyGuard Ultra followed by min. 0.25-inch DensDeck Prime, DEXcell FA Glass Mat Roof Board or SECUROCK Gypsum-Fiber Roof Board	LRF-M	TPO-1121, TPO-3SQ, TPO-6SQ or TPO-WB	-45.0*
G-58.	Existing gypsum deck	Min. 2-inch EnergyGuard Polyiso Insulation, EnergyGuard Ultra	Drill-Tec Polymer Gyptec with Drill-Tec 3" Gyptec Plate (Min. 2-inch embedment) (MCRF ≥ 261 lbf)	1 per 2.9 ft ²	Optional min. 0.5-inch EnergyGuard Polyiso Insulation, EnergyGuard Ultra followed by min. 0.25-inch DensDeck Prime, DEXcell FA Glass Mat Roof Board or SECUROCK Gypsum-Fiber Roof Board	LRF-M	TPO-1121, TPO-3SQ, TPO-6SQ or TPO-WB	-45.0*
G-59.	Existing gypsum deck	Min. 2-inch EnergyGuard Polyiso Insulation, EnergyGuard Ultra	Drill-Tec Polymer Gyptec with Drill-Tec 3" Gyptec Plate (Min. 2-inch embedment) (MCRF ≥ 288 lbf)	1 per 3.2 ft ²	Min. 0.25-inch DensDeck Prime, DEXcell FA Glass Mat Roof Board or SECUROCK Gypsum-Fiber Roof Board	LRF-M	TPO-1121, TPO-3SQ, TPO-6SQ or TPO-WB	-45.0*
G-60.	Existing gypsum deck	Min. 1.5-inch EnergyGuard Polyiso Insulation, EnergyGuard Ultra or EnergyGuard RH	Drill-Tec Polymer Gyptec with Drill-Tec 3" Gyptec Plate (Min. 2-inch embedment) (MCRF ≥ 180 lbf)	1 per 2.0 ft ²	Min. 0.5-inch EnergyGuard Polyiso Insulation or EnergyGuard Ultra or min. 1.5-inch EnergyGuard RH and/or min. 1.5-inch EnergyGuard Polyiso-HD Composite Insulation or Ultra HD Composite Insulation	OB500	TPO-1121, TPO-3SQ, TPO-6SQ or TPO-WB	-45.0*
G-61.	Existing gypsum deck	Min. 2-inch EnergyGuard Polyiso Insulation, EnergyGuard Ultra or EnergyGuard RH	Drill-Tec Polymer Gyptec with Drill-Tec 3" Gyptec Plate (Min. 2-inch embedment) (MCRF ≥ 261 lbf)	1 per 2.9 ft ²	Min. 0.5-inch EnergyGuard Polyiso Insulation or EnergyGuard Ultra or min. 1.5-inch EnergyGuard RH and/or min. 1.5-inch EnergyGuard Polyiso-HD Composite Insulation or Ultra HD Composite Insulation	OB500	TPO-1121, TPO-3SQ, TPO-6SQ or TPO-WB	-45.0*
G-62.	Existing gypsum deck	Min. 1.5-inch EnergyGuard Polyiso Insulation, EnergyGuard Ultra or EnergyGuard RH	Drill-Tec Polymer Gyptec with Drill-Tec 3" Gyptec Plate (Min. 2-inch embedment) (MCRF ≥ 180 lbf)	1 per 2.0 ft ²	Optional min. 0.5-inch EnergyGuard Polyiso Insulation, EnergyGuard Ultra or min. 1.5-inch EnergyGuard RH followed by min. 0.25-inch DensDeck Prime, DEXcell FA Glass Mat Roof Board or SECUROCK Gypsum-Fiber Roof Board	OB500	TPO-1121, TPO-3SQ, TPO-6SQ or TPO-WB	-45.0*
G-63.	Existing gypsum deck	Min. 2-inch EnergyGuard Polyiso Insulation, EnergyGuard Ultra or EnergyGuard RH	Drill-Tec Polymer Gyptec with Drill-Tec 3" Gyptec Plate (Min. 2-inch embedment) (MCRF ≥ 261 lbf)	1 per 2.9 ft ²	Optional min. 0.5-inch EnergyGuard Polyiso Insulation, EnergyGuard Ultra or min. 1.5-inch EnergyGuard RH followed by min. 0.25-inch DensDeck Prime, DEXcell FA Glass Mat Roof Board or SECUROCK Gypsum-Fiber Roof Board	OB500	TPO-1121, TPO-3SQ, TPO-6SQ or TPO-WB	-45.0*
G-64.	Existing gypsum deck	Min. 2-inch EnergyGuard Polyiso Insulation, EnergyGuard Ultra	Drill-Tec Polymer Gyptec with Drill-Tec 3" Gyptec Plate (Min. 2-inch embedment) (MCRF ≥ 288 lbf)	1 per 3.2 ft ²	Min. 0.25-inch DensDeck Prime, DEXcell FA Glass Mat Roof Board or SECUROCK Gypsum-Fiber Roof Board	OB500	TPO-1121, TPO-3SQ, TPO-6SQ or TPO-WB	-45.0*

TABLE 6B: GYPSUM DECKS - REROOF (TEAR-OFF)
SYSTEM TYPE B-1: MECHANICALLY ATTACHED BASE INSULATION, BONDED TOP INSULATION, BONDED ROOF COVER

System No.	Deck (Note 1)	Base Insulation Layer			Top Insulation Layer		Roof Cover (Note 15)	MDP (psf)
		Type	Fasten (Note 11)	Attach	Type	Attach (Notes 6,7,8)		
EVERGUARD TPO FLEECE-BACK MEMBRANE OR EVERGUARD TPO FLEECE-BACK MEMBRANE 100, 115 OR 135 :								
G-65.	Existing gypsum deck	Min. 1.5-inch EnergyGuard Polyiso Insulation, EnergyGuard Ultra	Drill-Tec Polymer Gyptec with Drill-Tec 3" Gyptec Plate (Min. 2-inch embedment) (MCRF ≥ 180 lbf)	1 per 2.0 ft ²	Min. 0.5-inch EnergyGuard Polyiso Insulation or EnergyGuard Ultra and/or min. 1.5-inch EnergyGuard Polyiso-HD Composite Insulation or Ultra HD Composite Insulation	LRF-M	TPOFB-LM1 or TPOFB-LO1 (12-inch o.c.) or TPOFB-WB	-45.0*
G-66.	Existing gypsum deck	Min. 1.5-inch EnergyGuard Polyiso Insulation, EnergyGuard Ultra	Drill-Tec Polymer Gyptec with Drill-Tec 3" Gyptec Plate (Min. 2-inch embedment) (MCRF ≥ 180 lbf)	1 per 2.0 ft ²	Min. 0.5-inch EnergyGuard Polyiso Insulation or EnergyGuard Ultra and/or min. 1.5-inch EnergyGuard Polyiso-HD Composite Insulation or Ultra HD Composite Insulation	LRF-M	TPOFB-LM2 or TPOFB-LO2 (12-inch o.c.)	-45.0*
G-67.	Existing gypsum deck	Min. 2-inch EnergyGuard Polyiso Insulation, EnergyGuard Ultra	Drill-Tec Polymer Gyptec with Drill-Tec 3" Gyptec Plate (Min. 2-inch embedment) (MCRF ≥ 261 lbf)	1 per 2.9 ft ²	Min. 0.5-inch EnergyGuard Polyiso Insulation or EnergyGuard Ultra and/or min. 1.5-inch EnergyGuard Polyiso-HD Composite Insulation or Ultra HD Composite Insulation	LRF-M	TPOFB-LM1 or TPOFB-LO1 (12-inch o.c.) or TPOFB-WB	-45.0*
G-68.	Existing gypsum deck	Min. 2-inch EnergyGuard Polyiso Insulation, EnergyGuard Ultra	Drill-Tec Polymer Gyptec with Drill-Tec 3" Gyptec Plate (Min. 2-inch embedment) (MCRF ≥ 261 lbf)	1 per 2.9 ft ²	Min. 0.5-inch EnergyGuard Polyiso Insulation or EnergyGuard Ultra and/or min. 1.5-inch EnergyGuard Polyiso-HD Composite Insulation or Ultra HD Composite Insulation	LRF-M	TPOFB-LM2 or TPOFB-LO2 (12-inch o.c.)	-45.0*
G-69.	Existing gypsum deck	Min. 1.5-inch EnergyGuard Polyiso Insulation, EnergyGuard Ultra	Drill-Tec Polymer Gyptec with Drill-Tec 3" Gyptec Plate (Min. 2-inch embedment) (MCRF ≥ 180 lbf)	1 per 2.0 ft ²	Optional min. 0.5-inch EnergyGuard Polyiso Insulation, EnergyGuard Ultra followed by min. 0.25-inch DensDeck Prime or SECUROCK Gypsum-Fiber Roof Board	LRF-M	TPOFB-LM1 or TPOFB-LO1 (12-inch o.c.) or TPOFB-WB	-45.0*
G-70.	Existing gypsum deck	Min. 1.5-inch EnergyGuard Polyiso Insulation, EnergyGuard Ultra	Drill-Tec Polymer Gyptec with Drill-Tec 3" Gyptec Plate (Min. 2-inch embedment) (MCRF ≥ 180 lbf)	1 per 2.0 ft ²	Optional min. 0.5-inch EnergyGuard Polyiso Insulation, EnergyGuard Ultra followed by min. 0.25-inch DensDeck Prime or SECUROCK Gypsum-Fiber Roof Board	LRF-M	TPOFB-LM2 or TPOFB-LO2 (12-inch o.c.)	-45.0*
G-71.	Existing gypsum deck	Min. 1.5-inch EnergyGuard Polyiso Insulation, EnergyGuard Ultra	Drill-Tec Polymer Gyptec with Drill-Tec 3" Gyptec Plate (Min. 2-inch embedment) (MCRF ≥ 180 lbf)	1 per 2.0 ft ²	Optional min. 0.5-inch EnergyGuard Polyiso Insulation, EnergyGuard Ultra followed by min. 0.25-inch DEXcell FA Glass Mat Roof Board	LRF-M	TPOFB-LM1 or TPOFB-LM2 (12-inch o.c.)	-45.0*
G-72.	Existing gypsum deck	Min. 2-inch EnergyGuard Polyiso Insulation, EnergyGuard Ultra	Drill-Tec Polymer Gyptec with Drill-Tec 3" Gyptec Plate (Min. 2-inch embedment) (MCRF ≥ 261 lbf)	1 per 2.9 ft ²	Optional min. 0.5-inch EnergyGuard Polyiso Insulation, EnergyGuard Ultra followed by min. 0.25-inch DensDeck Prime or SECUROCK Gypsum-Fiber Roof Board	LRF-M	TPOFB-LM1 or TPOFB-LO1 (12-inch o.c.) or TPOFB-WB	-45.0*
G-73.	Existing gypsum deck	Min. 2-inch EnergyGuard Polyiso Insulation, EnergyGuard Ultra	Drill-Tec Polymer Gyptec with Drill-Tec 3" Gyptec Plate (Min. 2-inch embedment) (MCRF ≥ 261 lbf)	1 per 2.9 ft ²	Optional min. 0.5-inch EnergyGuard Polyiso Insulation, EnergyGuard Ultra followed by min. 0.25-inch DensDeck Prime or SECUROCK Gypsum-Fiber Roof Board	LRF-M	TPOFB-LM2 or TPOFB-LO2 (12-inch o.c.)	-45.0*
G-74.	Existing gypsum deck	Min. 2-inch EnergyGuard Polyiso Insulation, EnergyGuard Ultra	Drill-Tec Polymer Gyptec with Drill-Tec 3" Gyptec Plate (Min. 2-inch embedment) (MCRF ≥ 261 lbf)	1 per 2.9 ft ²	Optional min. 0.5-inch EnergyGuard Polyiso Insulation, EnergyGuard Ultra followed by min. 0.25-inch DEXcell FA Glass Mat Roof Board	LRF-M	TPOFB-LM1 or TPOFB-LM2 (12-inch o.c.)	-45.0*
G-75.	Existing gypsum deck	Min. 2-inch EnergyGuard Polyiso Insulation, EnergyGuard Ultra	Drill-Tec Polymer Gyptec with Drill-Tec 3" Gyptec Plate (Min. 2-inch embedment) (MCRF ≥ 288 lbf)	1 per 3.2 ft ²	Min. 0.25-inch DensDeck Prime or SECUROCK Gypsum-Fiber Roof Board	LRF-M	TPOFB-LM1 or TPOFB-LO1 (12-inch o.c.) or TPOFB-WB	-45.0*

TABLE 6B: GYPSUM DECKS - REROOF (TEAR-OFF)
SYSTEM TYPE B-1: MECHANICALLY ATTACHED BASE INSULATION, BONDED TOP INSULATION, BONDED ROOF COVER

System No.	Deck (Note 1)	Base Insulation Layer			Top Insulation Layer		Roof Cover (Note 15)	MDP (psf)
		Type	Fasten (Note 11)	Attach	Type	Attach (Notes 6,7,8)		
G-76.	Existing gypsum deck	Min. 2-inch EnergyGuard Polyiso Insulation, EnergyGuard Ultra	Drill-Tec Polymer Gyptec with Drill-Tec 3" Gyptec Plate (Min. 2-inch embedment) (MCRF ≥ 288 lbf)	1 per 3.2 ft ²	Min. 0.25-inch DensDeck Prime or SECUROCK Gypsum-Fiber Roof Board	LRF-M	TPOFB-LM2 or TPOFB-LO2 (12-inch o.c.)	-45.0*
G-77.	Existing gypsum deck	Min. 2-inch EnergyGuard Polyiso Insulation, EnergyGuard Ultra	Drill-Tec Polymer Gyptec with Drill-Tec 3" Gyptec Plate (Min. 2-inch embedment) (MCRF ≥ 288 lbf)	1 per 3.2 ft ²	Min. 0.25-inch DEXcell FA Glass Mat Roof Board	LRF-M	TPOFB-LM1 or TPOFB-LM2 (12-inch o.c.)	-45.0*
G-78.	Existing gypsum deck	Min. 1.5-inch EnergyGuard Polyiso Insulation, EnergyGuard Ultra or EnergyGuard RH	Drill-Tec Polymer Gyptec with Drill-Tec 3" Gyptec Plate (Min. 2-inch embedment) (MCRF ≥ 180 lbf)	1 per 2.0 ft ²	Min. 0.5-inch EnergyGuard Polyiso Insulation or EnergyGuard Ultra or min. 1.5-inch EnergyGuard RH and/or min. 1.5-inch EnergyGuard Polyiso-HD Composite Insulation or Ultra HD Composite Insulation	OB500	TPOFB-LM1 or TPOFB-LO1 (12-inch o.c.) or TPOFB-WB	-45.0*
G-79.	Existing gypsum deck	Min. 1.5-inch EnergyGuard Polyiso Insulation, EnergyGuard Ultra or EnergyGuard RH	Drill-Tec Polymer Gyptec with Drill-Tec 3" Gyptec Plate (Min. 2-inch embedment) (MCRF ≥ 180 lbf)	1 per 2.0 ft ²	Min. 0.5-inch EnergyGuard Polyiso Insulation or EnergyGuard Ultra or min. 1.5-inch EnergyGuard RH and/or min. 1.5-inch EnergyGuard Polyiso-HD Composite Insulation or Ultra HD Composite Insulation	OB500	TPOFB-LM2 or TPOFB-LO2 (12-inch o.c.)	-45.0*
G-80.	Existing gypsum deck	Min. 2-inch EnergyGuard Polyiso Insulation, EnergyGuard Ultra or EnergyGuard RH	Drill-Tec Polymer Gyptec with Drill-Tec 3" Gyptec Plate (Min. 2-inch embedment) (MCRF ≥ 261 lbf)	1 per 2.9 ft ²	Min. 0.5-inch EnergyGuard Polyiso Insulation or EnergyGuard Ultra or min. 1.5-inch EnergyGuard RH and/or min. 1.5-inch EnergyGuard Polyiso-HD Composite Insulation or Ultra HD Composite Insulation	OB500	TPOFB-LM1 or TPOFB-LO1 (12-inch o.c.) or TPOFB-WB	-45.0*
G-81.	Existing gypsum deck	Min. 2-inch EnergyGuard Polyiso Insulation, EnergyGuard Ultra or EnergyGuard RH	Drill-Tec Polymer Gyptec with Drill-Tec 3" Gyptec Plate (Min. 2-inch embedment) (MCRF ≥ 261 lbf)	1 per 2.9 ft ²	Min. 0.5-inch EnergyGuard Polyiso Insulation or EnergyGuard Ultra or min. 1.5-inch EnergyGuard RH and/or min. 1.5-inch EnergyGuard Polyiso-HD Composite Insulation or Ultra HD Composite Insulation	OB500	TPOFB-LM2 or TPOFB-LO2 (12-inch o.c.)	-45.0*
G-82.	Existing gypsum deck	Min. 1.5-inch EnergyGuard Polyiso Insulation, EnergyGuard Ultra or EnergyGuard RH	Drill-Tec Polymer Gyptec with Drill-Tec 3" Gyptec Plate (Min. 2-inch embedment) (MCRF ≥ 180 lbf)	1 per 2.0 ft ²	Optional min. 0.5-inch EnergyGuard Polyiso Insulation, EnergyGuard Ultra or min. 1.5-inch EnergyGuard RH followed by min. 0.25-inch DensDeck Prime or SECUROCK Gypsum-Fiber Roof Board	OB500	TPOFB-LM1 or TPOFB-LO1 (12-inch o.c.) or TPOFB-WB	-45.0*
G-83.	Existing gypsum deck	Min. 1.5-inch EnergyGuard Polyiso Insulation, EnergyGuard Ultra or EnergyGuard RH	Drill-Tec Polymer Gyptec with Drill-Tec 3" Gyptec Plate (Min. 2-inch embedment) (MCRF ≥ 180 lbf)	1 per 2.0 ft ²	Optional min. 0.5-inch EnergyGuard Polyiso Insulation, EnergyGuard Ultra or min. 1.5-inch EnergyGuard RH followed by min. 0.25-inch DensDeck Prime or SECUROCK Gypsum-Fiber Roof Board	OB500	TPOFB-LM2 or TPOFB-LO2 (12-inch o.c.)	-45.0*
G-84.	Existing gypsum deck	Min. 1.5-inch EnergyGuard Polyiso Insulation, EnergyGuard Ultra or EnergyGuard RH	Drill-Tec Polymer Gyptec with Drill-Tec 3" Gyptec Plate (Min. 2-inch embedment) (MCRF ≥ 180 lbf)	1 per 2.0 ft ²	Optional min. 0.5-inch EnergyGuard Polyiso Insulation, EnergyGuard Ultra or min. 1.5-inch EnergyGuard RH followed by min. 0.25-inch DEXcell FA Glass Mat Roof Board	OB500	TPOFB-LM1 or TPOFB-LM2 (12-inch o.c.)	-45.0*
G-85.	Existing gypsum deck	Min. 2-inch EnergyGuard Polyiso Insulation, EnergyGuard Ultra or EnergyGuard RH	Drill-Tec Polymer Gyptec with Drill-Tec 3" Gyptec Plate (Min. 2-inch embedment) (MCRF ≥ 261 lbf)	1 per 2.9 ft ²	Optional min. 0.5-inch EnergyGuard Polyiso Insulation, EnergyGuard Ultra or min. 1.5-inch EnergyGuard RH followed by min. 0.25-inch DensDeck Prime or SECUROCK Gypsum-Fiber Roof Board	OB500	TPOFB-LM1 or TPOFB-LO1 (12-inch o.c.) or TPOFB-WB	-45.0*

TABLE 6B: GYPSUM DECKS - REROOF (TEAR-OFF)
SYSTEM TYPE B-1: MECHANICALLY ATTACHED BASE INSULATION, BONDED TOP INSULATION, BONDED ROOF COVER

System No.	Deck (Note 1)	Base Insulation Layer			Top Insulation Layer		Roof Cover (Note 15)	MDP (psf)
		Type	Fasten (Note 11)	Attach	Type	Attach (Notes 6,7,8)		
G-86.	Existing gypsum deck	Min. 2-inch EnergyGuard Polyiso Insulation, EnergyGuard Ultra or EnergyGuard RH	Drill-Tec Polymer Gyptec with Drill-Tec 3" Gyptec Plate (Min. 2-inch embedment) (MCRF ≥ 261 lbf)	1 per 2.9 ft ²	Optional min. 0.5-inch EnergyGuard Polyiso Insulation, EnergyGuard Ultra or min. 1.5-inch EnergyGuard RH followed by min. 0.25-inch DensDeck Prime or SECUROCK Gypsum-Fiber Roof Board	OB500	TPOFB-LM2 or TPOFB-LO2 (12-inch o.c.)	-45.0*
G-87.	Existing gypsum deck	Min. 2-inch EnergyGuard Polyiso Insulation, EnergyGuard Ultra or EnergyGuard RH	Drill-Tec Polymer Gyptec with Drill-Tec 3" Gyptec Plate (Min. 2-inch embedment) (MCRF ≥ 261 lbf)	1 per 2.9 ft ²	Optional min. 0.5-inch EnergyGuard Polyiso Insulation, EnergyGuard Ultra or min. 1.5-inch EnergyGuard RH followed by min. 0.25-inch DEXcell FA Glass Mat Roof Board	OB500	TPOFB-LM1 or TPOFB-LM2 (12-inch o.c.)	-45.0*
G-88.	Existing gypsum deck	Min. 2-inch EnergyGuard Polyiso Insulation, EnergyGuard Ultra	Drill-Tec Polymer Gyptec with Drill-Tec 3" Gyptec Plate (Min. 2-inch embedment) (MCRF ≥ 288 lbf)	1 per 3.2 ft ²	Min. 0.25-inch DensDeck Prime or SECUROCK Gypsum-Fiber Roof Board	OB500	TPOFB-LM1 or TPOFB-LO1 (12-inch o.c.) or TPOFB-WB	-45.0*
G-89.	Existing gypsum deck	Min. 2-inch EnergyGuard Polyiso Insulation, EnergyGuard Ultra	Drill-Tec Polymer Gyptec with Drill-Tec 3" Gyptec Plate (Min. 2-inch embedment) (MCRF ≥ 288 lbf)	1 per 3.2 ft ²	Min. 0.25-inch DensDeck Prime or SECUROCK Gypsum-Fiber Roof Board	OB500	TPOFB-LM2 or TPOFB-LO2 (12-inch o.c.)	-45.0*
G-90.	Existing gypsum deck	Min. 2-inch EnergyGuard Polyiso Insulation, EnergyGuard Ultra	Drill-Tec Polymer Gyptec with Drill-Tec 3" Gyptec Plate (Min. 2-inch embedment) (MCRF ≥ 288 lbf)	1 per 3.2 ft ²	Min. 0.25-inch DEXcell FA Glass Mat Roof Board	OB500	TPOFB-LM1 or TPOFB-LM2 (12-inch o.c.)	-45.0*

TABLE 6C: GYPSUM DECKS - REROOF (TEAR-OFF)
SYSTEM TYPE B-3: MECHANICALLY ATTACHED ANCHOR SHEET, BONDED INSULATION, BONDED ROOF COVER

System No.	Deck (Note 1)	Anchor Sheet			Vapor Barrier	Base Insulation		Top Insulation		Roof Cover (Note 15)	MDP (psf)
		Type	Fastener (Note 11)	Attach		Type	Attach (Notes 6,7,8)	Type	Attach (Notes 6,7,8)		
G-91.	Existing gypsum deck	GAFGLAS #75 Base Sheet or Tri-Ply #75 Base Sheet	Drill-Tec Base Sheet Fastener (1.2 in.) or Drill-Tec Base Sheet Fastener E (1.2 in.) (MCRF ≥ 105 lbf)	9-inch o.c. in the min. 2-inch laps and 18-inch o.c. in two, equally spaced center rows	Ruberoid HW 25 Smooth, SBS HW Smooth, Ruberoid Torch Smooth or Tri-Ply APP Smooth	Min. 1.5-inch EnergyGuard RA, EnergyGuard RH, EnergyGuard RN	OB500	Min. 0.25-inch DensDeck Prime, DEXcell FA Glass Mat Roof Board or SECUROCK Gypsum-Fiber Roof Board or min. 0.5-inch Structodek HD Fiberboard Roof Insulation	OB500	TPO-1121, TPO-3SQ, TPO-6SQ or TPO-WB	-45.0*

TABLE 6D: GYPSUM DECKS - REROOF (TEAR-OFF)
SYSTEM TYPE C-1: MECHANICALLY ATTACHED INSULATION, BONDED ROOF COVER

System No.	Deck (Note 1)	Base Insulation Layer (Note 13)	Top Insulation Layer			Roof Cover (Note 15)	MDP (psf)
			Type	Fastener (Note 11)	Attach		
G-92.	Existing gypsum deck	(Optional) One or more layers, any combination	Min. 1.5-inch EnergyGuard Ultra Polyiso Insulation, EnergyGuard Polyiso-HD Composite Insulation, Ultra HD Composite Insulation or EnergyGuard RN	Drill-Tec Polymer Gyptec with Drill-Tec 3" Gyptec Plate or Drill-Tec LD Fastener with Drill-Tec LD Plate (Minimum 2-inch fastener embedment) (MCRF ≥ 180 lbf)	1 per 2.0 ft ²	TPOFDM-SA	-45.0*

TABLE 6D: GYPSUM DECKS - REROOF (TEAR-OFF)
SYSTEM TYPE C-1: MECHANICALLY ATTACHED INSULATION, BONDED ROOF COVER

System No.	Deck (Note 1)	Base Insulation Layer (Note 13)	Top Insulation Layer			Roof Cover (Note 15)	MDP (psf)
			Type	Fastener (Note 11)	Attach		
G-93.	Existing gypsum deck	(Optional) One or more layers, any combination	Min. 1.5-inch EnergyGuard Polyiso Insulation, EnergyGuard Ultra Polyiso Insulation, EnergyGuard Polyiso-HD Composite Insulation, Ultra HD Composite Insulation or EnergyGuard RH	Drill-Tec Polymer Gyptec with Drill-Tec 3" Gyptec Plate (Min. 2-inch embedment) (MCRF ≥ 180 lbf)	1 per 2.0 ft ²	TPOFDM-SA	-45.0*
G-94.	Existing gypsum deck	(Optional) One or more layers, any combination	Min. 2-inch EnergyGuard Polyiso Insulation, EnergyGuard Ultra Polyiso Insulation, EnergyGuard Polyiso-HD Composite Insulation or Ultra HD Composite Insulation,	Drill-Tec Polymer Gyptec with Drill-Tec 3" Gyptec Plate (Min. 2-inch embedment) (MCRF ≥ 360 lbf) 8 parts per min. 4 x 8 ft board with parts installed 24-inch o.c. in two parallel rows, 12 inches from the 8 ft edges of the board	1 per 4.0 ft ²	TPOFDM-SA	-45.0*
G-95.	Existing gypsum deck	(Optional) One or more layers, any combination	Min. 2-inch EnergyGuard Ultra Polyiso Insulation, EnergyGuard Polyiso-HD Composite Insulation, Ultra HD Composite Insulation or EnergyGuard RH	Drill-Tec Polymer Gyptec with Drill-Tec 3" Gyptec Plate (Min. 2-inch embedment) (MCRF ≥ 261 lbf)	1 per 2.9 ft ²	TPOFDM-SA	-45.0*
G-96.	Existing gypsum deck	(Optional) One or more layers, any combination	Min. 1.5-inch EnergyGuard Polyiso Insulation, EnergyGuard Ultra Polyiso Insulation, EnergyGuard Polyiso-HD Composite Insulation or Ultra HD Composite Insulation	Drill-Tec Polymer Gyptec with Drill-Tec 3" Gyptec Plate (Min. 2-inch embedment) (MCRF ≥ 180 lbf)	1 per 2.0 ft ²	TPO-SA	-45.0*
G-97.	Existing gypsum deck	(Optional) One or more layers, any combination	Min. 2-inch EnergyGuard Polyiso Insulation, EnergyGuard Ultra Polyiso Insulation, EnergyGuard Polyiso-HD Composite Insulation or Ultra HD Composite Insulation	Drill-Tec Polymer Gyptec with Drill-Tec 3" Gyptec Plate (Min. 2-inch embedment) (MCRF ≥ 360 lbf) 8 parts per min. 4 x 8 ft board with parts installed 24-inch o.c. in two parallel rows, 12 inches from the 8 ft edges of the board	1 per 4.0 ft ²	TPO-SA	-45.0*
G-98.	Existing gypsum deck	(Optional) One or more layers, any combination	Min. 1.5-inch EnergyGuard Polyiso Insulation, EnergyGuard Ultra Polyiso Insulation, EnergyGuard Polyiso-HD Composite Insulation, Ultra HD Composite Insulation or EnergyGuard RH	Drill-Tec Polymer Gyptec with Drill-Tec 3" Gyptec Plate (Min. 2-inch embedment) (MCRF ≥ 180 lbf)	1 per 2.0 ft ²	TPO-1121, TPO-3SQ, TPO-6SQ or TPO-WB	-45.0*
G-99.	Existing gypsum deck	(Optional) One or more layers, any combination	Min. 2-inch EnergyGuard Polyiso Insulation, EnergyGuard Ultra Polyiso Insulation, EnergyGuard Polyiso-HD Composite Insulation or Ultra HD Composite Insulation	Drill-Tec Polymer Gyptec with Drill-Tec 3" Gyptec Plate (Min. 2-inch embedment) (MCRF ≥ 360 lbf) 8 parts per min. 4 x 8 ft board with parts installed 24-inch o.c. in two parallel rows, 12 inches from the 8 ft edges of the board	1 per 4.0 ft ²	TPO-1121, TPO-3SQ, TPO-6SQ or TPO-WB	-45.0*
G-100.	Existing gypsum deck	(Optional) One or more layers, any combination	Min. 2-inch EnergyGuard Ultra Polyiso Insulation, EnergyGuard Polyiso-HD Composite Insulation, Ultra HD Composite Insulation or EnergyGuard RH	Drill-Tec Polymer Gyptec with Drill-Tec 3" Gyptec Plate (Min. 2-inch embedment) (MCRF ≥ 261 lbf)	1 per 2.9 ft ²	TPO-1121, TPO-3SQ, TPO-6SQ or TPO-WB	-45.0*
G-101.	Existing gypsum deck	(Optional) One or more layers, any combination	Min. 1.5-inch EnergyGuard Polyiso Insulation, EnergyGuard Ultra Polyiso Insulation, EnergyGuard Polyiso-HD Composite Insulation, Ultra HD Composite Insulation or EnergyGuard RH	Drill-Tec Polymer Gyptec with Drill-Tec 3" Gyptec Plate (Min. 2-inch embedment) (MCRF ≥ 180 lbf)	1 per 2.0 ft ²	TPOFB-LM1 or TPOFB-LO1 (12-inch o.c.) or TPOFB-WB	-45.0*
G-102.	Existing gypsum deck	(Optional) One or more layers, any combination	Min. 1.5-inch EnergyGuard Polyiso Insulation, EnergyGuard Ultra Polyiso Insulation, EnergyGuard Polyiso-HD Composite Insulation, Ultra HD Composite Insulation or EnergyGuard RH	Drill-Tec Polymer Gyptec with Drill-Tec 3" Gyptec Plate (Min. 2-inch embedment) (MCRF ≥ 180 lbf)	1 per 2.0 ft ²	TPOFB-LM2 or TPOFB-LO2 (12-inch o.c.)	-45.0*

TABLE 6D: GYPSUM DECKS - REROOF (TEAR-OFF)
SYSTEM TYPE C-1: MECHANICALLY ATTACHED INSULATION, BONDED ROOF COVER

System No.	Deck (Note 1)	Base Insulation Layer (Note 13)	Top Insulation Layer			Roof Cover (Note 15)	MDP (psf)
			Type	Fastener (Note 11)	Attach		
G-103.	Existing gypsum deck	(Optional) One or more layers, any combination	Min. 2-inch EnergyGuard Polyiso Insulation, EnergyGuard Ultra Polyiso Insulation, EnergyGuard Polyiso-HD Composite Insulation, Ultra HD Composite Insulation or EnergyGuard RH	Drill-Tec Polymer Gyptec with Drill-Tec 3" Gyptec Plate (Min. 2-inch embedment) (MCRF \geq 261 lbf)	1 per 2.9 ft ²	TPOFB-LM1 or TPOFB-LO1 (12-inch o.c.) or TPOFB-WB	-45.0*
G-104.	Existing gypsum deck	(Optional) One or more layers, any combination	Min. 2-inch EnergyGuard Polyiso Insulation, EnergyGuard Ultra Polyiso Insulation, EnergyGuard Polyiso-HD Composite Insulation, Ultra HD Composite Insulation or EnergyGuard RH	Drill-Tec Polymer Gyptec with Drill-Tec 3" Gyptec Plate (Min. 2-inch embedment) (MCRF \geq 261 lbf)	1 per 2.9 ft ²	TPOFB-LM2 or TPOFB-LO2 (12-inch o.c.)	-45.0*
G-105.	Existing gypsum deck	(Optional) One or more layers, any combination	Min. 2-inch EnergyGuard Polyiso Insulation, EnergyGuard Ultra Polyiso Insulation, EnergyGuard Polyiso-HD Composite Insulation, Ultra HD Composite Insulation or EnergyGuard RH	Drill-Tec Locking Impact Nail (MCRF \geq 140 lbf)	1 per 1.3 ft ²	TPO-1121, TPO-3SQ or TPO-6SQ	-52.5
G-106.	Existing gypsum deck	(Optional) One or more layers, any combination	Min. 2-inch EnergyGuard Polyiso Insulation, EnergyGuard Ultra Polyiso Insulation, EnergyGuard Polyiso-HD Composite Insulation, Ultra HD Composite Insulation or EnergyGuard RH	Drill-Tec Locking Impact Nail (MCRF \geq 140 lbf)	1 per 1.3 ft ²	TPOFB-LM1, TPOFB-LM2, TPOFB-LO1 or TPOFB-LO2 (4-inch o.c.), TPOFB-OB1, TPOFB-OB2, TPOFB-XF1 or TPOFB-XF2	-52.5

TABLE 6E: GYPSUM DECKS - REROOF (TEAR-OFF)
SYSTEM TYPE F: NON-INSULATED, BONDED ROOF COVER*

System No.	Deck (Note 1 and Note 12)	Primer / Treatment	Roof Cover (Note 15)	MDP (psf)*
G-107.	Existing gypsum deck	None	TPOFB-WB	-90.0
G-108.	Existing gypsum deck	None	TPOFB-OB1 or TPOFB-OB2	-280.0

TABLE 7A: RECOVER APPLICATIONS
SYSTEM TYPE A-1: BONDED INSULATION, BONDED ROOF COVER*

^A The reported MDP documents the allowable maximum design pressure of the new insulation, coverboard and roof cover when adhered to the substrate, irrespective of the deck type (See Note 1) or performance of the substrate (See Note 12). The deck and substrate shall be capable of resisting the project design pressure requirements, not to exceed the noted MDP, to the satisfaction of the Authority Having Jurisdiction

System No.	Substrate (Note 1 and Note 12)	Base Insulation Layer		Top Insulation Layer		Roof Cover (Note 15)	MDP (psf)* ^A
		Type	Attach (Notes 6,7,8)	Type	Attach (Notes 6,7,8)		
EVERGUARD FREEDOM TPO:							
R-1.	Existing gravel-surfaced BUR, brushed/spudded and vacuumed to remove loose gravel	Min. 1.5-inch EnergyGuard Polyiso Insulation	LRF-M	(Optional) Additional layer of base insulation	LRF-M	TPOFDM-SA	-110.0
R-2.	Existing gravel-surfaced asphaltic built-up roof, brushed / spudded and vacuumed to remove loose gravel	Min. 1.5-inch EnergyGuard Polyiso Insulation	LRF-M, 6-inch o.c.	(Optional) Additional layer of base insulation	LRF-M, 6-inch o.c.	TPOFDM-SA	-157.5
R-3.	Existing gravel-surfaced asphaltic built-up roof, brushed / spudded and vacuumed to remove loose gravel	Min. 1.5-inch EnergyGuard Polyiso Insulation	LRF-M, 4-inch o.c.	(Optional) Additional layer of base insulation	LRF-M, 4-inch o.c.	TPOFDM-SA	-200.0
R-4.	Existing gravel-surfaced asphaltic built-up roof, brushed / spudded and vacuumed to remove loose gravel	(Optional) Min. 1.5-inch EnergyGuard Polyiso Insulation	LRF-M	Min. 1.5-inch EnergyGuard Polyiso-HD Composite Insulation or Ultra HD Composite Insulation	LRF-M	TPOFDM-SA	-110.0
R-5.	Existing gravel-surfaced asphaltic built-up roof, brushed / spudded and vacuumed to remove loose gravel	(Optional) Min. 1.5-inch EnergyGuard Polyiso Insulation	LRF-M, 6-inch o.c.	Min. 1.5-inch EnergyGuard Polyiso-HD Composite Insulation or Ultra HD Composite Insulation	LRF-M, 6-inch o.c.	TPOFDM-SA	-157.5
R-6.	Existing gravel-surfaced asphaltic built-up roof, brushed / spudded and vacuumed to remove loose gravel	(Optional) Min. 1.5-inch EnergyGuard Polyiso Insulation	LRF-M, 4-inch o.c.	Min. 1.5-inch Ultra HD Composite Insulation	LRF-M, 4-inch o.c.	TPOFDM-SA	-187.5
R-7.	Existing smooth- or granule-surfaced asphaltic built-up roof or smooth- or granule-surfaced SBS or granule-surfaced APP modified bitumen	(Optional) Min. 0.5-inch EnergyGuard Polyiso Insulation, EnergyGuard Ultra	LRF-M	Min. 1.5-inch EnergyGuard Polyiso-HD Composite Insulation	LRF-M	TPOFDM-SA	-165.0
R-8.	Existing smooth- or granule-surfaced asphaltic built-up roof or smooth- or granule-surfaced SBS or granule-surfaced APP modified bitumen	(Optional) Min. 0.5-inch EnergyGuard Polyiso Insulation, EnergyGuard Ultra	LRF-M	Min. 1.5-inch Ultra HD Composite Insulation	LRF-M	TPOFDM-SA	-187.5
R-9.	Existing smooth- or granule-surfaced asphaltic built-up roof or smooth- or granule-surfaced modified bitumen	(Optional) Min. 0.5-inch EnergyGuard Polyiso Insulation or min. 1.5-inch EnergyGuard RH	LRF-M	Min. 0.5-inch EnergyGuard RH HD Polyiso Insulation, EnergyGuard HD Polyiso Cover Board or EnergyGuard HD Plus Polyiso Cover Board or min. 1.5-inch EnergyGuard Polyiso-HD Composite Insulation or Ultra HD Composite Insulation	LRF-M	TPOFDM-SA	-75.0
R-10.	Existing smooth- or granule-surfaced asphaltic built-up roof or smooth- or granule-surfaced modified bitumen	Min. 0.5-inch EnergyGuard Polyiso Insulation, EnergyGuard Ultra	LRF-M	(Optional) Min. 0.25-inch SECUROCK Gypsum-Fiber Roof Board	LRF-M	TPOFDM-SA	-75.0
R-11.	Existing smooth- or granule-surfaced asphaltic built-up roof or smooth- or granule-surfaced SBS or granule-surfaced APP modified bitumen	Min. 0.5-inch EnergyGuard Polyiso Insulation, EnergyGuard Ultra	LRF-M	(Optional) Min. 0.25-inch SECUROCK Gypsum-Fiber Roof Board	LRF-M	TPOFDM-SA	-225.0
R-12.	Existing smooth- or granule-surface asphalt BUR or SBS modified bitumen or granule-surface APP modified bitumen	(Optional) Min. 1.5-inch EnergyGuard Polyiso Insulation or EnergyGuard RH	LRF-M Canister	Min. 0.5-inch EnergyGuard RH HD Polyiso Insulation, EnergyGuard HD Polyiso Cover Board or EnergyGuard HD Plus Polyiso Cover Board or min. 1.5-inch EnergyGuard Polyiso-HD Composite Insulation	LRF-M Canister	TPOFDM-SA	-97.5

TABLE 7A: RECOVER APPLICATIONS
SYSTEM TYPE A-1: BONDED INSULATION, BONDED ROOF COVER*

^A The reported MDP documents the allowable maximum design pressure of the new insulation, coverboard and roof cover when adhered to the substrate, irrespective of the deck type (See Note 1) or performance of the substrate (See Note 12). The deck and substrate shall be capable of resisting the project design pressure requirements, not to exceed the noted MDP, to the satisfaction of the Authority Having Jurisdiction

System No.	Substrate (Note 1 and Note 12)	Base Insulation Layer		Top Insulation Layer		Roof Cover (Note 15)	MDP (psf)* ^A
		Type	Attach (Notes 6,7,8)	Type	Attach (Notes 6,7,8)		
R-13.	Existing smooth- or granule-surface asphalt BUR or SBS modified bitumen or granule-surface APP modified bitumen	(Optional) Min. 1.5-inch EnergyGuard Polyiso Insulation	LRF-M Canister	Min. 1.5-inch EnergyGuard Polyiso-HD Composite Insulation	LRF-M Canister	TPOFDM-SA	-165.0
R-14.	Existing smooth- or granule-surface asphalt BUR or SBS modified bitumen or granule-surface APP modified bitumen	(Optional) Min. 1.5-inch EnergyGuard Polyiso Insulation	LRF-M Canister	Additional optional layers base insulation followed by Min. 0.25-inch SECUROCK Gypsum-Fiber Roof Board	LRF-M Canister	TPOFDM-SA	-232.5
R-15.	Existing smooth- or granule-surface asphalt BUR or SBS modified bitumen or granule-surface APP modified bitumen	Min. 1.5-inch EnergyGuard Polyiso Insulation	LRF-M Canister	(Optional) Additional layers of base insulation	LRF-M Canister	TPOFDM-SA	-247.5
R-16.	Existing gravel-surfaced asphaltic built-up roof, brushed / spudded and vacuumed to remove loose gravel	Min. 1.5-inch EnergyGuard Polyiso Insulation	LRF-XF	(Optional) Additional layer of base insulation	LRF-XF	TPOFDM-SA	-110.0
R-17.	Existing gravel-surfaced asphaltic built-up roof, brushed / spudded and vacuumed to remove loose gravel	Min. 1.5-inch EnergyGuard Polyiso Insulation	LRF-XF, 6-inch o.c.	(Optional) Additional layer of base insulation	LRF-XF, 6-inch o.c.	TPOFDM-SA	-157.5
R-18.	Existing gravel-surfaced asphaltic built-up roof, brushed / spudded and vacuumed to remove loose gravel	Min. 1.5-inch EnergyGuard Polyiso Insulation	LRF-XF, 4-inch o.c.	(Optional) Additional layer of base insulation	LRF-XF, 4-inch o.c.	TPOFDM-SA	-200.0
R-19.	Existing gravel-surfaced asphaltic built-up roof, brushed / spudded and vacuumed to remove loose gravel	(Optional) Min. 1.5-inch EnergyGuard Polyiso Insulation	LRF-XF	Min. 1.5-inch EnergyGuard Polyiso-HD Composite Insulation or Ultra HD Composite Insulation	LRF-XF	TPOFDM-SA	-110.0
R-20.	Existing gravel-surfaced asphaltic built-up roof, brushed / spudded and vacuumed to remove loose gravel	(Optional) Min. 1.5-inch EnergyGuard Polyiso Insulation	LRF-XF, 6-inch o.c.	Min. 1.5-inch EnergyGuard Polyiso-HD Composite Insulation or Ultra HD Composite Insulation	LRF-XF, 6-inch o.c.	TPOFDM-SA	-157.5
R-21.	Existing gravel-surfaced asphaltic built-up roof, brushed / spudded and vacuumed to remove loose gravel	(Optional) Min. 1.5-inch EnergyGuard Polyiso Insulation	LRF-XF, 4-inch o.c.	Min. 1.5-inch Ultra HD Composite Insulation	LRF-XF, 4-inch o.c.	TPOFDM-SA	-187.5
R-22.	Existing smooth- or granule-surfaced asphaltic built-up roof; smooth- or granule surfaced SBS modified bitumen	(Optional) Min. 0.5-inch EnergyGuard Polyiso Insulation, EnergyGuard Ultra	LRF-XF	Min. 1.5-inch EnergyGuard Polyiso-HD Composite Insulation	LRF-XF	TPOFDM-SA	-165.0
R-23.	Existing smooth- or granule-surfaced asphaltic built-up roof; smooth- or granule surfaced SBS modified bitumen	(Optional) Min. 0.5-inch EnergyGuard Polyiso Insulation, EnergyGuard Ultra	LRF-XF	Min. 1.5-inch Ultra HD Composite Insulation	LRF-XF	TPOFDM-SA	-187.5
R-24.	Existing smooth-surface modified bitumen	(Optional) Min. 1.5-inch EnergyGuard RA or EnergyGuard RH	LRF-XF	Min. 0.25-inch SECUROCK Gypsum-Fiber Roof Board	LRF-XF	TPOFDM-SA	-222.5
R-25.	Existing smooth-surface asphaltic built-up roof or granule-surface modified bitumen	Min. 0.25-inch SECUROCK Gypsum-Fiber Roof Board	LRF-XF	None	LRF-XF	TPOFDM-SA	-245.0
R-26.	Existing smooth-surfaced asphaltic built-up roof	Min. 1.5-inch EnergyGuard RA or EnergyGuard RH	LRF-XF	Min. 0.25-inch SECUROCK Gypsum-Fiber Roof Board	LRF-XF	TPOFDM-SA	-262.5
R-27.	Existing granule-surfaced modified bitumen	Min. 1.5-inch EnergyGuard RA or EnergyGuard RH	LRF-XF	Min. 0.25-inch SECUROCK Gypsum-Fiber Roof Board	LRF-XF	TPOFDM-SA	-270.0
R-28.	Existing gravel-surfaced asphaltic built-up roof, brushed / spudded and vacuumed to remove loose gravel	Min. 1.5-inch EnergyGuard Polyiso Insulation	OB500	(Optional) Additional layer of base insulation	OB500	TPOFDM-SA	-110.0

TABLE 7A: RECOVER APPLICATIONS
SYSTEM TYPE A-1: BONDED INSULATION, BONDED ROOF COVER*

^A The reported MDP documents the allowable maximum design pressure of the new insulation, coverboard and roof cover when adhered to the substrate, irrespective of the deck type (See Note 1) or performance of the substrate (See Note 12). The deck and substrate shall be capable of resisting the project design pressure requirements, not to exceed the noted MDP, to the satisfaction of the Authority Having Jurisdiction

System No.	Substrate (Note 1 and Note 12)	Base Insulation Layer		Top Insulation Layer		Roof Cover (Note 15)	MDP (psf)* ^A
		Type	Attach (Notes 6,7,8)	Type	Attach (Notes 6,7,8)		
R-29.	Existing smooth- or granule-surfaced asphaltic built-up roof; smooth- or granule-surfaced SBS modified bitumen or granule-surfaced APP modified bitumen	Min. 1.5-inch EnergyGuard Polyiso Insulation, EnergyGuard Ultra	OB500	(Optional) Additional layer of base insulation	OB500	TPOFDM-SA	-120.0
R-30.	Existing gravel-surfaced asphaltic built-up roof, brushed / spudded and vacuumed to remove loose gravel	Min. 1.5-inch EnergyGuard Polyiso Insulation	OB500, 6-inch o.c.	(Optional) Additional layer of base insulation	OB500, 6-inch o.c.	TPOFDM-SA	-157.5
R-31.	Existing gravel-surfaced asphaltic built-up roof, brushed / spudded and vacuumed to remove loose gravel	Min. 1.5-inch EnergyGuard Polyiso Insulation	OB500, 4-inch o.c.	(Optional) Additional layer of base insulation	OB500, 4-inch o.c.	TPOFDM-SA	-200.0
R-32.	Existing gravel-surfaced asphaltic built-up roof, brushed / spudded and vacuumed to remove loose gravel	(Optional) Min. 1.5-inch EnergyGuard Polyiso Insulation	OB500	Min. 1.5-inch EnergyGuard Polyiso-HD Composite Insulation or Ultra HD Composite Insulation	OB500	TPOFDM-SA	-110.0
R-33.	Existing gravel-surfaced asphaltic built-up roof, brushed / spudded and vacuumed to remove loose gravel	(Optional) Min. 1.5-inch EnergyGuard Polyiso Insulation	OB500, 6-inch o.c.	Min. 1.5-inch EnergyGuard Polyiso-HD Composite Insulation or Ultra HD Composite Insulation	OB500, 6-inch o.c.	TPOFDM-SA	-157.5
R-34.	Existing gravel-surfaced asphaltic built-up roof, brushed / spudded and vacuumed to remove loose gravel	(Optional) Min. 1.5-inch EnergyGuard Polyiso Insulation	OB500, 4-inch o.c.	Min. 1.5-inch Ultra HD Composite Insulation	OB500, 4-inch o.c.	TPOFDM-SA	-187.5
R-35.	Existing smooth- or granule-surfaced asphaltic built-up roof; smooth- or granule-surfaced SBS modified bitumen or granule-surfaced APP modified bitumen	(Optional) Min. 0.5-inch EnergyGuard Polyiso Insulation, EnergyGuard Ultra	OB500	Min. 1.5-inch EnergyGuard Polyiso-HD Composite Insulation	OB500	TPOFDM-SA	-165.0
R-36.	Existing smooth- or granule-surfaced asphaltic built-up roof; smooth- or granule-surfaced SBS modified bitumen or granule-surfaced APP modified bitumen	(Optional) Min. 0.5-inch EnergyGuard Polyiso Insulation, EnergyGuard Ultra	OB500	Min. 1.5-inch Ultra HD Composite Insulation	OB500	TPOFDM-SA	-187.5
R-37.	Existing smooth- or granule-surfaced asphaltic built-up roof; smooth- or granule-surfaced SBS modified bitumen or granule-surfaced APP modified bitumen	(Optional) Min. 0.5-inch EnergyGuard Polyiso Insulation or min. 1.5-inch EnergyGuard RH	OB500	Min. 0.5-inch EnergyGuard RH HD Polyiso Insulation, EnergyGuard HD Polyiso Cover Board or EnergyGuard HD Plus Polyiso Cover Board or min. 1.5-inch EnergyGuard Polyiso-HD Composite Insulation or Ultra HD Composite Insulation	OB500	TPOFDM-SA	-97.5
R-38.	Existing smooth- or granule-surfaced asphaltic built-up roof; smooth- or granule-surfaced SBS modified bitumen or granule-surfaced APP modified bitumen	(Optional) Min. 1.5-inch EnergyGuard RA, EnergyGuard RH, EnergyGuard RN	OB500	Min. 0.25-inch SECUROCK Gypsum-Fiber Roof Board	OB500	TPOFDM-SA	-120.0
R-39.	Existing smooth- or granule-surfaced asphaltic built-up roof; smooth- or granule-surfaced SBS modified bitumen or granule-surfaced APP modified bitumen	Min. 0.5-inch EnergyGuard Polyiso Insulation, EnergyGuard Ultra	OB500	(Optional) Min. 0.25-inch SECUROCK Gypsum-Fiber Roof Board	OB500	TPOFDM-SA	-225.0
EVERGUARD SA TPO:							
R-40.	Existing gravel-surfaced asphaltic built-up roof, brushed / spudded and vacuumed to remove loose gravel	Min. 1.5-inch EnergyGuard Polyiso Insulation	LRF-M	(Optional) Additional layer of base insulation	LRF-M	TPO-SA	-110.0

TABLE 7A: RECOVER APPLICATIONS
SYSTEM TYPE A-1: BONDED INSULATION, BONDED ROOF COVER*

^A The reported MDP documents the allowable maximum design pressure of the new insulation, coverboard and roof cover when adhered to the substrate, irrespective of the deck type (See Note 1) or performance of the substrate (See Note 12). The deck and substrate shall be capable of resisting the project design pressure requirements, not to exceed the noted MDP, to the satisfaction of the Authority Having Jurisdiction

System No.	Substrate (Note 1 and Note 12)	Base Insulation Layer		Top Insulation Layer		Roof Cover (Note 15)	MDP (psf)* ^A
		Type	Attach (Notes 6,7,8)	Type	Attach (Notes 6,7,8)		
R-41.	Existing gravel-surfaced asphaltic built-up roof, brushed / spudded and vacuumed to remove loose gravel	Min. 1.5-inch EnergyGuard Polyiso Insulation	LRF-M, 6-inch o.c.	(Optional) Additional layer of base insulation	LRF-M, 6-inch o.c.	TPO-SA	-157.5
R-42.	Existing gravel-surfaced asphaltic built-up roof, brushed / spudded and vacuumed to remove loose gravel	Min. 1.5-inch EnergyGuard Polyiso Insulation	LRF-M, 4-inch o.c.	(Optional) Additional layer of base insulation	LRF-M, 4-inch o.c.	TPO-SA	-200.0
R-43.	Existing gravel-surfaced asphaltic built-up roof, brushed / spudded and vacuumed to remove loose gravel	(Optional) Min. 1.5-inch EnergyGuard Polyiso Insulation	LRF-M	Min. 1.5-inch EnergyGuard Polyiso-HD Composite Insulation or Ultra HD Composite Insulation	LRF-M	TPO-SA	-110.0
R-44.	Existing gravel-surfaced asphaltic built-up roof, brushed / spudded and vacuumed to remove loose gravel	(Optional) Min. 1.5-inch EnergyGuard Polyiso Insulation	LRF-M, 6-inch o.c.	Min. 1.5-inch EnergyGuard Polyiso-HD Composite Insulation or Ultra HD Composite Insulation	LRF-M, 6-inch o.c.	TPO-SA	-157.5
R-45.	Existing gravel-surfaced asphaltic built-up roof, brushed / spudded and vacuumed to remove loose gravel	(Optional) Min. 1.5-inch EnergyGuard Polyiso Insulation	LRF-M, 4-inch o.c.	Min. 1.5-inch Ultra HD Composite Insulation	LRF-M, 4-inch o.c.	TPO-SA	-187.5
R-46.	Existing smooth- or granule-surfaced asphaltic built-up roof or smooth- or granule-surfaced SBS or granule-surfaced APP modified bitumen	(Optional) Min. 0.5-inch EnergyGuard Polyiso Insulation, EnergyGuard Ultra	LRF-M	Min. 1.5-inch EnergyGuard Polyiso-HD Composite Insulation	LRF-M	TPO-SA	-165.0
R-47.	Existing smooth- or granule-surfaced asphaltic built-up roof or smooth- or granule-surfaced SBS or granule-surfaced APP modified bitumen	(Optional) Min. 0.5-inch EnergyGuard Polyiso Insulation, EnergyGuard Ultra	LRF-M	Min. 1.5-inch Ultra HD Composite Insulation	LRF-M	TPO-SA	-187.5
R-48.	Existing smooth- or granule-surfaced asphaltic built-up roof or smooth- or granule-surfaced modified bitumen	(Optional) Min. 0.5-inch EnergyGuard Polyiso Insulation or min. 1.5-inch EnergyGuard RH	LRF-M	Min. 0.5-inch EnergyGuard HD Polyiso Cover Board or EnergyGuard HD Plus Polyiso Cover Board or min. 1.5-inch EnergyGuard Polyiso-HD Composite Insulation or Ultra HD Composite Insulation	LRF-M	TPO-SA	-75.0
R-49.	Existing smooth- or granule-surfaced asphaltic built-up roof or smooth- or granule-surfaced modified bitumen	Min. 0.5-inch EnergyGuard Polyiso Insulation	LRF-M	(Optional) Min. 0.25-inch SECUROCK Gypsum-Fiber Roof Board	LRF-M	TPO-SA	-75.0
R-50.	Existing smooth- or granule-surfaced asphaltic built-up roof or smooth- or granule-surfaced SBS or granule-surfaced APP modified bitumen	Min. 0.5-inch EnergyGuard Polyiso Insulation	LRF-M	(Optional) Min. 0.25-inch SECUROCK Gypsum-Fiber Roof Board	LRF-M	TPO-SA	-225.0
R-51.	Existing smooth- or granule-surface asphalt BUR or SBS modified bitumen or granule-surface APP modified bitumen	Min. 1.5-inch EnergyGuard RA	LRF-M Canister	(Optional) Additional layers of base insulation	LRF-M Canister	TPO-SA	-60.0

TABLE 7A: RECOVER APPLICATIONS
SYSTEM TYPE A-1: BONDED INSULATION, BONDED ROOF COVER*

^A The reported MDP documents the allowable maximum design pressure of the new insulation, coverboard and roof cover when adhered to the substrate, irrespective of the deck type (See Note 1) or performance of the substrate (See Note 12). The deck and substrate shall be capable of resisting the project design pressure requirements, not to exceed the noted MDP, to the satisfaction of the Authority Having Jurisdiction

System No.	Substrate (Note 1 and Note 12)	Base Insulation Layer		Top Insulation Layer		Roof Cover (Note 15)	MDP (psf)* ^A
		Type	Attach (Notes 6,7,8)	Type	Attach (Notes 6,7,8)		
R-52.	Existing smooth- or granule-surface asphalt BUR or SBS modified bitumen or granule-surface APP modified bitumen	(Optional) Min. 1.5-inch EnergyGuard RH	LRF-M Canister	Additional optional layers base insulation followed by Min. 0.25-inch DensDeck Prime or SECUROCK Gypsum-Fiber Roof Board or min. 0.5-inch EnergyGuard HD Polyiso Cover Board or EnergyGuard HD Plus Polyiso Cover Board or min. 1.5-inch EnergyGuard Polyiso-HD Composite Insulation	LRF-M Canister	TPO-SA	-97.5
R-53.	Existing smooth- or granule-surface asphalt BUR or SBS modified bitumen or granule-surface APP modified bitumen	Min. 1.5-inch EnergyGuard Polyiso Insulation	LRF-M Canister	(Optional) Additional layers of base insulation	LRF-M Canister	TPO-SA	-142.5
R-54.	Existing smooth- or granule-surface asphalt BUR or SBS modified bitumen or granule-surface APP modified bitumen	(Optional) Min. 1.5-inch EnergyGuard Polyiso Insulation	LRF-M Canister	Min. 1.5-inch EnergyGuard Polyiso-HD Composite Insulation	LRF-M Canister	TPO-SA	-165.0
R-55.	Existing smooth- or granule-surface asphalt BUR or SBS modified bitumen or granule-surface APP modified bitumen	(Optional) Min. 1.5-inch EnergyGuard Polyiso Insulation or EnergyGuard RA	LRF-M Canister	Additional optional layers base insulation followed by Min. 0.25-inch DensDeck Prime or SECUROCK Gypsum-Fiber Roof Board or min. 0.5-inch EnergyGuard HD Polyiso Cover Board or EnergyGuard HD Plus Polyiso Cover Board	LRF-M Canister	TPO-SA	-247.5
R-56.	Existing gravel-surfaced asphaltic built-up roof, brushed / spudded and vacuumed to remove loose gravel	Min. 1.5-inch EnergyGuard Polyiso Insulation	LRF-XF	(Optional) Additional layer of base insulation	LRF-XF	TPO-SA	-110.0
R-57.	Existing gravel-surfaced asphaltic built-up roof, brushed / spudded and vacuumed to remove loose gravel	Min. 1.5-inch EnergyGuard Polyiso Insulation	LRF-XF, 6-inch o.c.	(Optional) Additional layer of base insulation	LRF-XF, 6-inch o.c.	TPO-SA	-157.5
R-58.	Existing gravel-surfaced asphaltic built-up roof, brushed / spudded and vacuumed to remove loose gravel	Min. 1.5-inch EnergyGuard Polyiso Insulation	LRF-XF, 4-inch o.c.	(Optional) Additional layer of base insulation	LRF-XF, 4-inch o.c.	TPO-SA	-200.0
R-59.	Existing gravel-surfaced asphaltic built-up roof, brushed / spudded and vacuumed to remove loose gravel	(Optional) Min. 1.5-inch EnergyGuard Polyiso Insulation	LRF-XF	Min. 1.5-inch EnergyGuard Polyiso-HD Composite Insulation or Ultra HD Composite Insulation	LRF-XF	TPO-SA	-110.0
R-60.	Existing gravel-surfaced asphaltic built-up roof, brushed / spudded and vacuumed to remove loose gravel	(Optional) Min. 1.5-inch EnergyGuard Polyiso Insulation	LRF-XF, 6-inch o.c.	Min. 1.5-inch EnergyGuard Polyiso-HD Composite Insulation or Ultra HD Composite Insulation	LRF-XF, 6-inch o.c.	TPO-SA	-157.5
R-61.	Existing gravel-surfaced asphaltic built-up roof, brushed / spudded and vacuumed to remove loose gravel	(Optional) Min. 1.5-inch EnergyGuard Polyiso Insulation	LRF-XF, 4-inch o.c.	Min. 1.5-inch Ultra HD Composite Insulation	LRF-XF, 4-inch o.c.	TPO-SA	-187.5
R-62.	Existing smooth- or granule-surfaced asphaltic built-up roof; smooth- or granule surfaced SBS modified bitumen	(Optional) Min. 0.5-inch EnergyGuard Polyiso Insulation, EnergyGuard Ultra	LRF-XF	Min. 1.5-inch EnergyGuard Polyiso-HD Composite Insulation	LRF-XF	TPO-SA	-165.0

TABLE 7A: RECOVER APPLICATIONS
SYSTEM TYPE A-1: BONDED INSULATION, BONDED ROOF COVER*

^A The reported MDP documents the allowable maximum design pressure of the new insulation, coverboard and roof cover when adhered to the substrate, irrespective of the deck type (See Note 1) or performance of the substrate (See Note 12). The deck and substrate shall be capable of resisting the project design pressure requirements, not to exceed the noted MDP, to the satisfaction of the Authority Having Jurisdiction

System No.	Substrate (Note 1 and Note 12)	Base Insulation Layer		Top Insulation Layer		Roof Cover (Note 15)	MDP (psf)* ^A
		Type	Attach (Notes 6,7,8)	Type	Attach (Notes 6,7,8)		
R-63.	Existing smooth- or granule-surfaced asphaltic built-up roof; smooth- or granule surfaced SBS modified bitumen	(Optional) Min. 0.5-inch EnergyGuard Polyiso Insulation, EnergyGuard Ultra	LRF-XF	Min. 1.5-inch Ultra HD Composite Insulation	LRF-XF	TPO-SA	-187.5
R-64.	Existing smooth-surface modified bitumen	(Optional) Min. 1.5-inch EnergyGuard RA or EnergyGuard RH	LRF-XF	Min. 0.25-inch SECUROCK Gypsum-Fiber Roof Board	LRF-XF	TPO-SA	-222.5
R-65.	Existing smooth-surface asphaltic built-up roof or granule-surface modified bitumen	Min. 0.25-inch SECUROCK Gypsum-Fiber Roof Board	LRF-XF	None	LRF-XF	TPO-SA	-245.0
R-66.	Existing smooth-surfaced asphaltic built-up roof	Min. 1.5-inch EnergyGuard RA or EnergyGuard RH	LRF-XF	Min. 0.25-inch SECUROCK Gypsum-Fiber Roof Board	LRF-XF	TPO-SA	-262.5
R-67.	Existing granule-surfaced modified bitumen	Min. 1.5-inch EnergyGuard RA or EnergyGuard RH	LRF-XF	Min. 0.25-inch SECUROCK Gypsum-Fiber Roof Board	LRF-XF	TPO-SA	-270.0
R-68.	Existing gravel-surfaced asphaltic built-up roof, brushed / spudded and vacuumed to remove loose gravel	Min. 1.5-inch EnergyGuard Polyiso Insulation	OB500	(Optional) Additional layer of base insulation	OB500	TPO-SA	-110.0
R-69.	Existing granule-surfaced APP modified bitumen	Min. 1.5-inch EnergyGuard Polyiso Insulation	OB500	(Optional) Additional layer of base insulation	OB500	TPO-SA	-120.0
R-70.	Existing gravel-surfaced asphaltic built-up roof, brushed / spudded and vacuumed to remove loose gravel	Min. 1.5-inch EnergyGuard Polyiso Insulation	OB500, 6-inch o.c.	(Optional) Additional layer of base insulation	OB500, 6-inch o.c.	TPO-SA	-157.5
R-71.	Existing gravel-surfaced asphaltic built-up roof, brushed / spudded and vacuumed to remove loose gravel	Min. 1.5-inch EnergyGuard Polyiso Insulation	OB500, 4-inch o.c.	(Optional) Additional layer of base insulation	OB500, 4-inch o.c.	TPO-SA	-200.0
R-72.	Existing gravel-surfaced asphaltic built-up roof, brushed / spudded and vacuumed to remove loose gravel	(Optional) Min. 1.5-inch EnergyGuard Polyiso Insulation	OB500	Min. 1.5-inch EnergyGuard Polyiso-HD Composite Insulation or Ultra HD Composite Insulation	OB500	TPO-SA	-110.0
R-73.	Existing gravel-surfaced asphaltic built-up roof, brushed / spudded and vacuumed to remove loose gravel	(Optional) Min. 1.5-inch EnergyGuard Polyiso Insulation	OB500, 6-inch o.c.	Min. 1.5-inch EnergyGuard Polyiso-HD Composite Insulation or Ultra HD Composite Insulation	OB500, 6-inch o.c.	TPO-SA	-157.5
R-74.	Existing gravel-surfaced asphaltic built-up roof, brushed / spudded and vacuumed to remove loose gravel	(Optional) Min. 1.5-inch EnergyGuard Polyiso Insulation	OB500, 4-inch o.c.	Min. 1.5-inch Ultra HD Composite Insulation	OB500, 4-inch o.c.	TPO-SA	-187.5
R-75.	Existing smooth- or granule-surfaced asphaltic built-up roof; smooth- or granule-surfaced SBS modified bitumen or granule-surfaced APP modified bitumen	(Optional) Min. 0.5-inch EnergyGuard Polyiso Insulation, EnergyGuard Ultra	OB500	Min. 1.5-inch EnergyGuard Polyiso-HD Composite Insulation	OB500	TPO-SA	-165.0
R-76.	Existing smooth- or granule-surfaced asphaltic built-up roof; smooth- or granule-surfaced SBS modified bitumen or granule-surfaced APP modified bitumen	(Optional) Min. 0.5-inch EnergyGuard Polyiso Insulation, EnergyGuard Ultra	OB500	Min. 1.5-inch Ultra HD Composite Insulation	OB500	TPO-SA	-187.5
R-77.	Existing smooth- or granule-surfaced asphaltic built-up roof; smooth- or granule-surfaced SBS modified bitumen or granule-surfaced APP modified bitumen	(Optional) Min. 0.5-inch EnergyGuard Polyiso Insulation or min. 1.5-inch EnergyGuard RH	OB500	Min. 0.5-inch EnergyGuard HD Polyiso Cover Board or EnergyGuard HD Plus Polyiso Cover Board or min. 1.5-inch EnergyGuard Polyiso-HD Composite Insulation or Ultra HD Composite Insulation	OB500	TPO-SA	-97.5

TABLE 7A: RECOVER APPLICATIONS
SYSTEM TYPE A-1: BONDED INSULATION, BONDED ROOF COVER*

^A The reported MDP documents the allowable maximum design pressure of the new insulation, coverboard and roof cover when adhered to the substrate, irrespective of the deck type (See Note 1) or performance of the substrate (See Note 12). The deck and substrate shall be capable of resisting the project design pressure requirements, not to exceed the noted MDP, to the satisfaction of the Authority Having Jurisdiction

System No.	Substrate (Note 1 and Note 12)	Base Insulation Layer		Top Insulation Layer		Roof Cover (Note 15)	MDP (psf)* ^A
		Type	Attach (Notes 6,7,8)	Type	Attach (Notes 6,7,8)		
R-78.	Existing smooth- or granule-surfaced asphaltic built-up roof; smooth- or granule-surfaced SBS modified bitumen or granule-surfaced APP modified bitumen	(Optional) Min. 1.5-inch EnergyGuard RA, EnergyGuard RH, EnergyGuard RN	OB500	Min. 0.25-inch SECUROCK Gypsum-Fiber Roof Board	OB500	TPO-SA	-120.0
R-79.	Existing smooth- or granule-surfaced asphaltic built-up roof; smooth- or granule-surfaced SBS modified bitumen or granule-surfaced APP modified bitumen	Min. 0.5-inch EnergyGuard Polyiso Insulation	OB500	(Optional) Min. 0.25-inch SECUROCK Gypsum-Fiber Roof Board	OB500	TPO-SA	-225.0
EVERGUARD TPO IN EVERGUARD TPO 1121 BONDING ADHESIVE OR EVERGUARD TPO 3-SQUARE LOW VOC BONDING ADHESIVE:							
R-80.	Existing asphalt asphaltic built-up roof or mineral surfaced cap sheet	Min. 1.5-inch EnergyGuard RA, EnergyGuard RH or EnergyGuard RN	Hot Asphalt	(Optional) Min. 0.25-inch DensDeck Prime, DEXcell FA Glass Mat Roof Board or Min. 19/32-inch plywood	Hot asphalt	TPO-1121 or TPO-3SQ	-45.0
R-81.	Existing smooth- or granule-surfaced asphaltic built-up roof or smooth- or granule-surfaced modified bitumen	Min. 1-inch EnergyGuard Polyiso Insulation, EnergyGuard Ultra	LRF-M	None	N/A	TPO-1121 or TPO-3SQ	-45.0
R-82.	Existing gravel-surfaced asphaltic built-up roof, brushed / spudded and vacuumed to remove loose gravel	Min. 1.5-inch EnergyGuard Polyiso Insulation	LRF-M	(Optional) Additional layer of base insulation	LRF-M	TPO-1121 or TPO-3SQ	-110.0
R-83.	Existing gravel-surfaced asphaltic built-up roof, brushed / spudded and vacuumed to remove loose gravel	Min. 1.5-inch EnergyGuard Polyiso Insulation	LRF-M, 6-inch o.c.	(Optional) Additional layer of base insulation	LRF-M, 6-inch o.c.	TPO-1121 or TPO-3SQ	-157.5
R-84.	Existing gravel-surfaced asphaltic built-up roof, brushed / spudded and vacuumed to remove loose gravel	Min. 1.5-inch EnergyGuard Polyiso Insulation	LRF-M, 4-inch o.c.	(Optional) Additional layer of base insulation	LRF-M, 4-inch o.c.	TPO-1121 or TPO-3SQ	-200.0
R-85.	Existing gravel-surfaced asphaltic built-up roof, brushed / spudded and vacuumed to remove loose gravel	(Optional) Min. 1.5-inch EnergyGuard Polyiso Insulation	LRF-M	Min. 1.5-inch EnergyGuard Polyiso-HD Composite Insulation or Ultra HD Composite Insulation	LRF-M	TPO-1121 or TPO-3SQ	-110.0
R-86.	Existing gravel-surfaced asphaltic built-up roof, brushed / spudded and vacuumed to remove loose gravel	(Optional) Min. 1.5-inch EnergyGuard Polyiso Insulation	LRF-M, 6-inch o.c.	Min. 1.5-inch EnergyGuard Polyiso-HD Composite Insulation or Ultra HD Composite Insulation	LRF-M, 6-inch o.c.	TPO-1121 or TPO-3SQ	-157.5
R-87.	Existing gravel-surfaced asphaltic built-up roof, brushed / spudded and vacuumed to remove loose gravel	(Optional) Min. 1.5-inch EnergyGuard Polyiso Insulation	LRF-M, 4-inch o.c.	Min. 1.5-inch Ultra HD Composite Insulation	LRF-M, 4-inch o.c.	TPO-1121 or TPO-3SQ	-187.5
R-88.	Existing smooth- or granule-surfaced asphaltic built-up roof or smooth- or granule-surfaced SBS or granule-surfaced APP modified bitumen	(Optional) Min. 0.5-inch EnergyGuard Polyiso Insulation, EnergyGuard Ultra	LRF-M	Min. 1.5-inch EnergyGuard Polyiso-HD Composite Insulation	LRF-M	TPO-1121 or TPO-3SQ	-165.0
R-89.	Existing smooth- or granule-surfaced asphaltic built-up roof or smooth- or granule-surfaced SBS or granule-surfaced APP modified bitumen	(Optional) Min. 0.5-inch EnergyGuard Polyiso Insulation, EnergyGuard Ultra	LRF-M	Min. 1.5-inch Ultra HD Composite Insulation	LRF-M	TPO-1121 or TPO-3SQ	-187.5

TABLE 7A: RECOVER APPLICATIONS
SYSTEM TYPE A-1: BONDED INSULATION, BONDED ROOF COVER*

^A The reported MDP documents the allowable maximum design pressure of the new insulation, coverboard and roof cover when adhered to the substrate, irrespective of the deck type (See Note 1) or performance of the substrate (See Note 12). The deck and substrate shall be capable of resisting the project design pressure requirements, not to exceed the noted MDP, to the satisfaction of the Authority Having Jurisdiction

System No.	Substrate (Note 1 and Note 12)	Base Insulation Layer		Top Insulation Layer		Roof Cover (Note 15)	MDP (psf)* ^A
		Type	Attach (Notes 6,7,8)	Type	Attach (Notes 6,7,8)		
R-90.	Existing smooth- or granule-surfaced asphaltic built-up roof or smooth- or granule-surfaced modified bitumen	(Optional) Min. 0.5-inch EnergyGuard Polyiso Insulation or min. 1.5-inch EnergyGuard RH	LRF-M	Min. 0.5-inch EnergyGuard RH HD Polyiso Insulation, EnergyGuard HD Polyiso Cover Board or EnergyGuard HD Plus Polyiso Cover Board or min. 1.5-inch EnergyGuard Polyiso-HD Composite Insulation or Ultra HD Composite Insulation	LRF-M	TPO-1121 or TPO-3SQ	-75.0
R-91.	Existing smooth- or granule-surfaced asphaltic built-up roof or smooth- or granule-surfaced modified bitumen	Min. 0.5-inch EnergyGuard Polyiso Insulation, EnergyGuard Ultra	LRF-M	Min. 0.5-inch Structodek High Density Fiberboard Roof Insulation	LRF-M	TPO-1121 or TPO-3SQ	-82.5
R-92.	Existing smooth- or granule-surfaced asphaltic built-up roof or smooth- or granule-surfaced modified bitumen	Min. 0.5-inch EnergyGuard Polyiso Insulation, EnergyGuard Ultra	LRF-M	(Optional) Min. 0.25-inch DensDeck Prime, DEXcell FA Glass Mat Roof Board or SECUROCK Gypsum-Fiber Roof Board	LRF-M	TPO-1121 or TPO-3SQ	-75.0
R-93.	Existing smooth- or granule-surfaced asphaltic built-up roof or smooth- or granule-surfaced SBS or APP modified bitumen	(Optional when using coverboard) Min. 0.5-inch EnergyGuard Polyiso Insulation, EnergyGuard Ultra	LRF-M	(Optional when using base insulation) Min. 0.25-inch DensDeck Prime, DEXcell FA Glass Mat Roof Board or SECUROCK Gypsum-Fiber Roof Board	LRF-M	TPO-1121 or TPO-3SQ	-225.0
R-94.	Existing smooth- or granule-surface asphalt BUR or SBS modified bitumen or granule-surface APP modified bitumen	(Optional) Min. 1.5-inch EnergyGuard Polyiso Insulation or EnergyGuard RH	LRF-M Canister	Min. 0.5-inch EnergyGuard RH HD Polyiso Insulation, EnergyGuard HD Polyiso Cover Board or EnergyGuard HD Plus Polyiso Cover Board or min. 1.5-inch EnergyGuard Polyiso-HD Composite Insulation	LRF-M Canister	TPO-1121 or TPO-3SQ	-97.5
R-95.	Existing smooth- or granule-surface asphalt BUR or SBS modified bitumen or granule-surface APP modified bitumen	Min. 1.5-inch EnergyGuard RH	LRF-M Canister	(Optional) Additional layer of base insulation	LRF-M Canister	TPO-1121 or TPO-3SQ	-162.5
R-96.	Existing smooth- or granule-surface asphalt BUR or SBS modified bitumen or granule-surface APP modified bitumen	(Optional) Min. 1.5-inch EnergyGuard Polyiso Insulation	LRF-M Canister	Min. 1.5-inch EnergyGuard Polyiso-HD Composite Insulation	LRF-M Canister	TPO-1121 or TPO-3SQ	-165.0
R-97.	Existing smooth- or granule-surface asphalt BUR or SBS modified bitumen or granule-surface APP modified bitumen	(Optional) Min. 1.5-inch EnergyGuard Polyiso Insulation	LRF-M Canister	Additional optional layers base insulation followed by Min. 0.25-inch DensDeck Prime or SECUROCK Gypsum-Fiber Roof Board	LRF-M Canister	TPO-1121 or TPO-3SQ	-232.5
R-98.	Existing smooth- or granule-surface asphalt BUR or SBS modified bitumen or granule-surface APP modified bitumen	Min. 1.5-inch EnergyGuard Polyiso Insulation	LRF-M Canister	(Optional) Additional layers of base insulation	LRF-M Canister	TPO-1121 or TPO-3SQ	-247.5
R-99.	Existing smooth- or granule-surfaced asphaltic built-up roof or smooth- or granule-surfaced modified bitumen	Min. 1-inch EnergyGuard Polyiso Insulation, EnergyGuard Ultra	LRF-XF	None	N/A	TPO-1121 or TPO-3SQ	-45.0
R-100.	Existing gravel-surfaced asphaltic built-up roof, brushed / spudded and vacuumed to remove loose gravel	Min. 1.5-inch EnergyGuard Polyiso Insulation	LRF-XF	(Optional) Additional layer of base insulation	LRF-XF	TPO-1121 or TPO-3SQ	-110.0

TABLE 7A: RECOVER APPLICATIONS
SYSTEM TYPE A-1: BONDED INSULATION, BONDED ROOF COVER*

^A The reported MDP documents the allowable maximum design pressure of the new insulation, coverboard and roof cover when adhered to the substrate, irrespective of the deck type (See Note 1) or performance of the substrate (See Note 12). The deck and substrate shall be capable of resisting the project design pressure requirements, not to exceed the noted MDP, to the satisfaction of the Authority Having Jurisdiction

System No.	Substrate (Note 1 and Note 12)	Base Insulation Layer		Top Insulation Layer		Roof Cover (Note 15)	MDP (psf)* ^A
		Type	Attach (Notes 6,7,8)	Type	Attach (Notes 6,7,8)		
R-101.	Existing gravel-surfaced asphaltic built-up roof, brushed / spudded and vacuumed to remove loose gravel	Min. 1.5-inch EnergyGuard Polyiso Insulation	LRF-XF, 6-inch o.c.	(Optional) Additional layer of base insulation	LRF-XF, 6-inch o.c.	TPO-1121 or TPO-3SQ	-157.5
R-102.	Existing gravel-surfaced asphaltic built-up roof, brushed / spudded and vacuumed to remove loose gravel	Min. 1.5-inch EnergyGuard Polyiso Insulation	LRF-XF, 4-inch o.c.	(Optional) Additional layer of base insulation	LRF-XF, 4-inch o.c.	TPO-1121 or TPO-3SQ	-200.0
R-103.	Existing smooth- or granule-surfaced asphaltic built-up roof; smooth- or granule-surfaced SBS or APP modified bitumen	Min. 0.5-inch EnergyGuard Polyiso Insulation, EnergyGuard Ultra or EnergyGuard RH	LRF-XF	(Optional) Additional layers base insulation	LRF-XF	TPO-1121 or TPO-3SQ	-180.0
R-104.	Existing smooth-surfaced modified bitumen	Min. 1.5-inch EnergyGuard Polyiso Insulation, EnergyGuard Ultra	LRF-XF	(Optional) Additional layer of base insulation	LRF-XF	TPO-1121 or TPO-3SQ	-222.5
R-105.	Existing smooth-surface asphaltic built-up roof	Min. 1.5-inch EnergyGuard Polyiso Insulation, EnergyGuard Ultra	LRF-XF	(Optional) Additional layer of base insulation	LRF-XF	TPO-1121 or TPO-3SQ	-262.5
R-106.	Existing granule-surface modified bitumen	Min. 1.5-inch EnergyGuard Polyiso Insulation, EnergyGuard Ultra	LRF-XF	(Optional) Additional layer of base insulation	LRF-XF	TPO-1121 or TPO-3SQ	-270.0
R-107.	Existing gravel-surfaced asphaltic built-up roof, brushed / spudded and vacuumed to remove loose gravel	(Optional) Min. 1.5-inch EnergyGuard Polyiso Insulation	LRF-XF	Min. 1.5-inch EnergyGuard Polyiso-HD Composite Insulation or Ultra HD Composite Insulation	LRF-XF	TPO-1121 or TPO-3SQ	-110.0
R-108.	Existing gravel-surfaced asphaltic built-up roof, brushed / spudded and vacuumed to remove loose gravel	(Optional) Min. 1.5-inch EnergyGuard Polyiso Insulation	LRF-XF, 6-inch o.c.	Min. 1.5-inch EnergyGuard Polyiso-HD Composite Insulation or Ultra HD Composite Insulation	LRF-XF, 6-inch o.c.	TPO-1121 or TPO-3SQ	-157.5
R-109.	Existing gravel-surfaced asphaltic built-up roof, brushed / spudded and vacuumed to remove loose gravel	(Optional) Min. 1.5-inch EnergyGuard Polyiso Insulation	LRF-XF, 4-inch o.c.	Min. 1.5-inch Ultra HD Composite Insulation	LRF-XF, 4-inch o.c.	TPO-1121 or TPO-3SQ	-187.5
R-110.	Existing smooth- or granule-surfaced asphaltic built-up roof or smooth- or granule-surfaced SBS or granule-surfaced APP modified bitumen	(Optional) Min. 0.5-inch EnergyGuard Polyiso Insulation, EnergyGuard Ultra	LRF-XF	Min. 1.5-inch EnergyGuard Polyiso-HD Composite Insulation	LRF-XF	TPO-1121 or TPO-3SQ	-165.0
R-111.	Existing smooth- or granule-surfaced asphaltic built-up roof or smooth- or granule-surfaced SBS or granule-surfaced APP modified bitumen	(Optional) Min. 0.5-inch EnergyGuard Polyiso Insulation, EnergyGuard Ultra	LRF-XF	Min. 1.5-inch Ultra HD Composite Insulation	LRF-XF	TPO-1121 or TPO-3SQ	-180.0
R-112.	Existing smooth- or granule-surfaced asphaltic built-up roof or smooth- or granule-surfaced SBS or granule-surfaced APP modified bitumen	Min. 1.5-inch EnergyGuard RA or EnergyGuard RH	LRF-XF	Min. 0.25-inch DensDeck, DensDeck Prime or DEXcell FA Glass Mat Roof Board	LRF-XF	TPO-1121 or TPO-3SQ	-130.0
R-113.	Existing smooth-surfaced modified bitumen	(Optional) Min. 2-inch EnergyGuard RA or EnergyGuard RH	LRF-XF	Min. 0.25-inch DEXcell FA Glass Mat Roof Board or SECUROCK Gypsum-Fiber Roof Board	LRF-XF	TPO-1121 or TPO-3SQ	-222.5
R-114.	Existing smooth-surface asphaltic built-up roof or granule-surface modified bitumen	Min. 0.25-inch SECUROCK Gypsum-Fiber Roof Board	LRF-XF	None	N/A	TPO-1121 or TPO-3SQ	-245.0

TABLE 7A: RECOVER APPLICATIONS
SYSTEM TYPE A-1: BONDED INSULATION, BONDED ROOF COVER*

^A The reported MDP documents the allowable maximum design pressure of the new insulation, coverboard and roof cover when adhered to the substrate, irrespective of the deck type (See Note 1) or performance of the substrate (See Note 12). The deck and substrate shall be capable of resisting the project design pressure requirements, not to exceed the noted MDP, to the satisfaction of the Authority Having Jurisdiction

System No.	Substrate (Note 1 and Note 12)	Base Insulation Layer		Top Insulation Layer		Roof Cover (Note 15)	MDP (psf)* ^A
		Type	Attach (Notes 6,7,8)	Type	Attach (Notes 6,7,8)		
R-115.	Existing smooth-surface asphaltic built-up roof or granule surface modified bitumen	Min. 2-inch EnergyGuard RA or EnergyGuard RH	LRF-XF	Min. 0.25-inch DEXcell FA Glass Mat Roof Board or SECUROCK Gypsum-Fiber Roof Board	LRF-XF	TPO-1121 or TPO-3SQ	-247.5
R-116.	Existing smooth- or granule-surfaced asphaltic built-up roof; smooth- or granule-surfaced SBS modified bitumen or granule-surfaced APP modified bitumen	Min. 1-inch EnergyGuard Polyiso Insulation, EnergyGuard Ultra	OB500	None	N/A	TPO-1121 or TPO-3SQ	-45.0
R-117.	Existing gravel-surfaced asphaltic built-up roof, brushed / spudded and vacuumed to remove loose gravel	Min. 1.5-inch EnergyGuard Polyiso Insulation	OB500	(Optional) Additional layer of base insulation	OB500	TPO-1121 or TPO-3SQ	-110.0
R-118.	Existing gravel-surfaced asphaltic built-up roof, brushed / spudded and vacuumed to remove loose gravel	Min. 1.5-inch EnergyGuard Polyiso Insulation	OB500, 6-inch o.c.	(Optional) Additional layer of base insulation	OB500, 6-inch o.c.	TPO-1121 or TPO-3SQ	-157.5
R-119.	Existing gravel-surfaced asphaltic built-up roof, brushed / spudded and vacuumed to remove loose gravel	Min. 1.5-inch EnergyGuard Polyiso Insulation	OB500, 4-inch o.c.	(Optional) Additional layer of base insulation	OB500, 4-inch o.c.	TPO-1121 or TPO-3SQ	-200.0
R-120.	Existing gravel-surfaced asphaltic built-up roof, brushed / spudded and vacuumed to remove loose gravel	(Optional) Min. 1.5-inch EnergyGuard Polyiso Insulation	OB500	Min. 1.5-inch EnergyGuard Polyiso-HD Composite Insulation or Ultra HD Composite Insulation	OB500	TPO-1121 or TPO-3SQ	-110.0
R-121.	Existing gravel-surfaced asphaltic built-up roof, brushed / spudded and vacuumed to remove loose gravel	(Optional) Min. 1.5-inch EnergyGuard Polyiso Insulation	OB500, 6-inch o.c.	Min. 1.5-inch EnergyGuard Polyiso-HD Composite Insulation or Ultra HD Composite Insulation	OB500, 6-inch o.c.	TPO-1121 or TPO-3SQ	-157.5
R-122.	Existing gravel-surfaced asphaltic built-up roof, brushed / spudded and vacuumed to remove loose gravel	(Optional) Min. 1.5-inch EnergyGuard Polyiso Insulation	OB500, 6-inch o.c.	Min. 1.5-inch Ultra HD Composite Insulation	OB500, 6-inch o.c.	TPO-1121 or TPO-3SQ	-187.5
R-123.	Existing smooth- or granule-surfaced asphaltic built-up roof or smooth- or granule-surfaced SBS or granule-surfaced APP modified bitumen	(Optional) Min. 0.5-inch EnergyGuard Polyiso Insulation, EnergyGuard Ultra	OB500	Min. 1.5-inch EnergyGuard Polyiso-HD Composite Insulation	OB500	TPO-1121 or TPO-3SQ	-165.0
R-124.	Existing smooth- or granule-surfaced asphaltic built-up roof or smooth- or granule-surfaced SBS or granule-surfaced APP modified bitumen	(Optional) Min. 0.5-inch EnergyGuard Polyiso Insulation, EnergyGuard Ultra	OB500	Min. 1.5-inch Ultra HD Composite Insulation	OB500	TPO-1121 or TPO-3SQ	-187.5
R-125.	Existing smooth- or granule-surfaced asphaltic built-up roof; smooth- or granule-surfaced SBS modified bitumen or granule-surfaced APP modified bitumen	(Optional) Min. 0.5-inch EnergyGuard Polyiso Insulation or min. 1.5-inch EnergyGuard RH	OB500	Min. 0.5-inch EnergyGuard RH HD Polyiso Insulation, EnergyGuard HD Polyiso Cover Board or EnergyGuard HD Plus Polyiso Cover Board or min. 1.5-inch EnergyGuard Polyiso-HD Composite Insulation or Ultra HD Composite Insulation	OB500	TPO-1121 or TPO-3SQ	-97.5
R-126.	Existing smooth- or granule-surfaced asphaltic built-up roof; smooth- or granule-surfaced SBS modified bitumen or granule-surfaced APP modified bitumen	Min. 0.5-inch EnergyGuard Polyiso Insulation, EnergyGuard Ultra	OB500	Min. 0.5-inch Structodek High Density Fiberboard Roof Insulation	OB500	TPO-1121 or TPO-3SQ	-82.5

TABLE 7A: RECOVER APPLICATIONS
SYSTEM TYPE A-1: BONDED INSULATION, BONDED ROOF COVER*

^A The reported MDP documents the allowable maximum design pressure of the new insulation, coverboard and roof cover when adhered to the substrate, irrespective of the deck type (See Note 1) or performance of the substrate (See Note 12). The deck and substrate shall be capable of resisting the project design pressure requirements, not to exceed the noted MDP, to the satisfaction of the Authority Having Jurisdiction

System No.	Substrate (Note 1 and Note 12)	Base Insulation Layer		Top Insulation Layer		Roof Cover (Note 15)	MDP (psf)* ^A
		Type	Attach (Notes 6,7,8)	Type	Attach (Notes 6,7,8)		
R-127.	Existing smooth- or granule-surfaced asphaltic built-up roof; smooth- or granule-surfaced SBS modified bitumen or granule-surfaced APP modified bitumen	Min. 1.5-inch, min. 2.0 pcf Insulfoam Roofing EPS	OB500	Min. 0.25-inch DensDeck Prime or DEXcell FA Glass Mat Roof Board	OB500	TPO-1121 or TPO-3SQ	-45.0
R-128.	Existing smooth- or granule-surfaced asphaltic built-up roof; smooth- or granule-surfaced SBS modified bitumen or granule-surfaced APP modified bitumen	(Optional) Min. 1.5-inch EnergyGuard RA, EnergyGuard RH or EnergyGuard RN or min. 2-inch, min. 2.0 pcf Insulfoam Roofing EPS	OB500	Min. 0.25-inch DensDeck or DensDeck Prime, DEXcell FA Glass Mat Roof Board or SECUROCK Gypsum-Fiber Roof Board	OB500	TPO-1121 or TPO-3SQ	-120.0
R-129.	Existing smooth- or granule-surfaced asphaltic built-up roof; smooth- or granule-surfaced SBS or APP modified bitumen	(Optional when using coverboard) Min. 0.5-inch EnergyGuard Polyiso Insulation, EnergyGuard Ultra or min. 1.5-inch EnergyGuard RH	OB500	(Optional when using base insulation) Min. 0.25-inch DensDeck Prime, DEXcell FA Glass Mat Roof Board or SECUROCK Gypsum-Fiber Roof Board	OB500	TPO-1121 or TPO-3SQ	-225.0
EVERGUARD TPO / EVERGUARD WB181 BONDING ADHESIVE:							
R-130.	Existing smooth- or granule-surfaced asphaltic built-up roof or smooth- or granule-surfaced modified bitumen	Min. 1-inch EnergyGuard Polyiso Insulation, EnergyGuard Ultra	LRF-M	None	N/A	TPO-WB	-45.0
R-131.	Existing gravel-surfaced asphaltic built-up roof, brushed / spudded and vacuumed to remove loose gravel	Min. 1.5-inch EnergyGuard Polyiso Insulation	LRF-M	(Optional) Additional layer of base insulation	LRF-M	TPO-WB	-110.0
R-132.	Existing gravel-surfaced asphaltic built-up roof, brushed / spudded and vacuumed to remove loose gravel	Min. 1.5-inch EnergyGuard Polyiso Insulation	LRF-M, 6-inch o.c.	(Optional) Additional layer of base insulation	LRF-M, 6-inch o.c.	TPO-WB	-157.5
R-133.	Existing gravel-surfaced asphaltic built-up roof, brushed / spudded and vacuumed to remove loose gravel	Min. 1.5-inch EnergyGuard Polyiso Insulation	LRF-M, 4-inch o.c.	(Optional) Additional layer of base insulation	LRF-M, 4-inch o.c.	TPO-WB	-200.0
R-134.	Existing gravel-surfaced asphaltic built-up roof, brushed / spudded and vacuumed to remove loose gravel	(Optional) Min. 1.5-inch EnergyGuard Polyiso Insulation	LRF-M	Min. 1.5-inch EnergyGuard Polyiso-HD Composite Insulation or Ultra HD Composite Insulation	LRF-M	TPO-WB	-110.0
R-135.	Existing gravel-surfaced asphaltic built-up roof, brushed / spudded and vacuumed to remove loose gravel	(Optional) Min. 1.5-inch EnergyGuard Polyiso Insulation	LRF-M, 6-inch o.c.	Min. 1.5-inch EnergyGuard Polyiso-HD Composite Insulation or Ultra HD Composite Insulation	LRF-M, 6-inch o.c.	TPO-WB	-157.5
R-136.	Existing gravel-surfaced asphaltic built-up roof, brushed / spudded and vacuumed to remove loose gravel	(Optional) Min. 1.5-inch EnergyGuard Polyiso Insulation	LRF-M, 4-inch o.c.	Min. 1.5-inch Ultra HD Composite Insulation	LRF-M, 4-inch o.c.	TPO-WB	-187.5
R-137.	Existing smooth- or granule-surfaced asphaltic built-up roof or smooth- or granule-surfaced SBS or granule-surfaced APP modified bitumen	(Optional) Min. 0.5-inch EnergyGuard Polyiso Insulation, EnergyGuard Ultra	LRF-M	Min. 1.5-inch EnergyGuard Polyiso-HD Composite Insulation	LRF-M	TPO-WB	-165.0
R-138.	Existing smooth- or granule-surfaced asphaltic built-up roof or smooth- or granule-surfaced SBS or granule-surfaced APP modified bitumen	(Optional) Min. 0.5-inch EnergyGuard Polyiso Insulation, EnergyGuard Ultra	LRF-M	Min. 1.5-inch Ultra HD Composite Insulation	LRF-M	TPO-WB	-187.5

TABLE 7A: RECOVER APPLICATIONS
SYSTEM TYPE A-1: BONDED INSULATION, BONDED ROOF COVER*

^A The reported MDP documents the allowable maximum design pressure of the new insulation, coverboard and roof cover when adhered to the substrate, irrespective of the deck type (See Note 1) or performance of the substrate (See Note 12). The deck and substrate shall be capable of resisting the project design pressure requirements, not to exceed the noted MDP, to the satisfaction of the Authority Having Jurisdiction

System No.	Substrate (Note 1 and Note 12)	Base Insulation Layer		Top Insulation Layer		Roof Cover (Note 15)	MDP (psf)* ^A
		Type	Attach (Notes 6,7,8)	Type	Attach (Notes 6,7,8)		
R-139.	Existing smooth- or granule-surfaced asphaltic built-up roof or smooth- or granule-surfaced modified bitumen	(Optional) Min. 0.5-inch EnergyGuard Polyiso Insulation or min. 1.5-inch EnergyGuard RH	LRF-M	Min. 0.5-inch EnergyGuard RH HD Polyiso Insulation, EnergyGuard HD Polyiso Cover Board or EnergyGuard HD Plus Polyiso Cover Board or min. 1.5-inch EnergyGuard Polyiso-HD Composite Insulation or Ultra HD Composite Insulation	LRF-M	TPO-WB	-75.0
R-140.	Existing smooth- or granule-surfaced asphaltic built-up roof or smooth- or granule-surfaced modified bitumen	Min. 0.5-inch EnergyGuard Polyiso Insulation, EnergyGuard Ultra	LRF-M	(Optional) Min. 0.25-inch DensDeck Prime, DEXcell FA Glass Mat Roof Board or SECUROCK Gypsum-Fiber Roof Board	LRF-M	TPO-WB	-75.0
R-141.	Existing smooth- or granule-surfaced asphaltic built-up roof or smooth- or granule-surfaced SBS or granule-surfaced APP modified bitumen	(Optional when using coverboard) Min. 0.5-inch EnergyGuard Polyiso Insulation, EnergyGuard Ultra or min. 1.5-inch EnergyGuard RH	LRF-M	(Optional when using base insulation) Min. 0.25-inch DensDeck Prime, DEXcell FA Glass Mat Roof Board or SECUROCK Gypsum-Fiber Roof Board	LRF-M	TPO-WB	-225.0
R-142.	Existing smooth- or granule-surface asphalt BUR or SBS modified bitumen or granule-surface APP modified bitumen	(Optional) Min. 1.5-inch EnergyGuard Polyiso Insulation or EnergyGuard RH	LRF-M Canister	Min. 0.5-inch EnergyGuard RH HD Polyiso Insulation, EnergyGuard HD Polyiso Cover Board or EnergyGuard HD Plus Polyiso Cover Board or min. 1.5-inch EnergyGuard Polyiso-HD Composite Insulation	LRF-M Canister	TPO-WB	-97.5
R-143.	Existing smooth- or granule-surface asphalt BUR or SBS modified bitumen or granule-surface APP modified bitumen	Min. 1.5-inch EnergyGuard RH	LRF-M Canister	(Optional) Additional layer of base insulation	LRF-M Canister	TPO-WB	-162.5
R-144.	Existing smooth- or granule-surface asphalt BUR or SBS modified bitumen or granule-surface APP modified bitumen	(Optional) Min. 1.5-inch EnergyGuard Polyiso Insulation	LRF-M Canister	Min. 1.5-inch EnergyGuard Polyiso-HD Composite Insulation	LRF-M Canister	TPO-WB	-165.0
R-145.	Existing smooth- or granule-surface asphalt BUR or SBS modified bitumen or granule-surface APP modified bitumen	(Optional) Min. 1.5-inch EnergyGuard Polyiso Insulation	LRF-M Canister	Additional optional layers base insulation followed by min. 0.25-inch DensDeck Prime or SECUROCK Gypsum-Fiber Roof Board	LRF-M Canister	TPO-WB	-232.5
R-146.	Existing smooth- or granule-surface asphalt BUR or SBS modified bitumen or granule-surface APP modified bitumen	Min. 1.5-inch EnergyGuard Polyiso Insulation, EnergyGuard Ultra	LRF-M Canister	(Optional) Additional layers of base insulation	LRF-M Canister	TPO-WB	-247.5
R-147.	Existing smooth- or granule-surfaced asphaltic built-up roof or smooth- or granule-surfaced modified bitumen	Min. 1-inch EnergyGuard Polyiso Insulation, EnergyGuard Ultra	LRF-XF	None	N/A	TPO-WB	-45.0
R-148.	Existing gravel-surfaced asphaltic built-up roof, brushed / spudded and vacuumed to remove loose gravel	Min. 1.5-inch EnergyGuard Polyiso Insulation	LRF-XF	(Optional) Additional layer of base insulation	LRF-XF	TPO-WB	-110.0
R-149.	Existing gravel-surfaced asphaltic built-up roof, brushed / spudded and vacuumed to remove loose gravel	Min. 1.5-inch EnergyGuard Polyiso Insulation	LRF-XF, 6-inch o.c.	(Optional) Additional layer of base insulation	LRF-XF, 6-inch o.c.	TPO-WB	-157.5

TABLE 7A: RECOVER APPLICATIONS
SYSTEM TYPE A-1: BONDED INSULATION, BONDED ROOF COVER*

^A The reported MDP documents the allowable maximum design pressure of the new insulation, coverboard and roof cover when adhered to the substrate, irrespective of the deck type (See Note 1) or performance of the substrate (See Note 12). The deck and substrate shall be capable of resisting the project design pressure requirements, not to exceed the noted MDP, to the satisfaction of the Authority Having Jurisdiction

System No.	Substrate (Note 1 and Note 12)	Base Insulation Layer		Top Insulation Layer		Roof Cover (Note 15)	MDP (psf)* ^A
		Type	Attach (Notes 6,7,8)	Type	Attach (Notes 6,7,8)		
R-150.	Existing smooth- or granule-surfaced asphaltic built-up roof; smooth- or granule-surfaced SBS or APP modified bitumen	Min. 0.5-inch EnergyGuard Polyiso Insulation, EnergyGuard Ultra or EnergyGuard RH	LRF-XF	(Optional) Additional layers base insulation	LRF-XF	TPO-WB	-180.0
R-151.	Existing gravel-surfaced asphaltic built-up roof, brushed / spudded and vacuumed to remove loose gravel	Min. 1.5-inch EnergyGuard Polyiso Insulation	LRF-XF, 4-inch o.c.	(Optional) Additional layer of base insulation	LRF-XF, 4-inch o.c.	TPO-WB	-200.0
R-152.	Existing smooth-surfaced modified bitumen	Min. 1.5-inch EnergyGuard Polyiso Insulation, EnergyGuard Ultra	LRF-XF	(Optional) Additional layer of base insulation	LRF-XF	TPO-WB	-222.5
R-153.	Existing smooth-surface asphaltic built-up roof	Min. 1.5-inch EnergyGuard Polyiso Insulation, EnergyGuard Ultra	LRF-XF	(Optional) Additional layer of base insulation	LRF-XF	TPO-WB	-245.0
R-154.	Existing granule-surface modified bitumen	Min. 1.5-inch EnergyGuard Polyiso Insulation, EnergyGuard Ultra	LRF-XF	(Optional) Additional layer of base insulation	LRF-XF	TPO-WB	-270.0
R-155.	Existing gravel-surfaced asphaltic built-up roof, brushed / spudded and vacuumed to remove loose gravel	(Optional) Min. 1.5-inch EnergyGuard Polyiso Insulation	LRF-XF	Min. 1.5-inch EnergyGuard Polyiso-HD Composite Insulation or Ultra HD Composite Insulation	LRF-XF	TPO-WB	-110.0
R-156.	Existing gravel-surfaced asphaltic built-up roof, brushed / spudded and vacuumed to remove loose gravel	(Optional) Min. 1.5-inch EnergyGuard Polyiso Insulation	LRF-XF, 6-inch o.c.	Min. 1.5-inch EnergyGuard Polyiso-HD Composite Insulation or Ultra HD Composite Insulation	LRF-XF, 6-inch o.c.	TPO-WB	-157.5
R-157.	Existing gravel-surfaced asphaltic built-up roof, brushed / spudded and vacuumed to remove loose gravel	(Optional) Min. 1.5-inch EnergyGuard Polyiso Insulation	LRF-XF, 4-inch o.c.	Min. 1.5-inch Ultra HD Composite Insulation	LRF-XF, 4-inch o.c.	TPO-WB	-187.5
R-158.	Existing smooth- or granule-surfaced asphaltic built-up roof or smooth- or granule-surfaced SBS or granule-surfaced APP modified bitumen	(Optional) Min. 0.5-inch EnergyGuard Polyiso Insulation, EnergyGuard Ultra	LRF-XF	Min. 1.5-inch EnergyGuard Polyiso-HD Composite Insulation	LRF-XF	TPO-WB	-165.0
R-159.	Existing smooth- or granule-surfaced asphaltic built-up roof or smooth- or granule-surfaced SBS or granule-surfaced APP modified bitumen	(Optional) Min. 0.5-inch EnergyGuard Polyiso Insulation, EnergyGuard Ultra	LRF-XF	Min. 1.5-inch Ultra HD Composite Insulation	LRF-XF	TPO-WB	-187.5
R-160.	Existing smooth- or granule-surfaced asphaltic built-up roof or smooth- or granule-surfaced SBS or granule-surfaced APP modified bitumen	(Optional) Min. 1.5-inch EnergyGuard RA or EnergyGuard RH	LRF-XF	Min. 0.25-inch Min. 0.25-inch DensDeck Prime, DEXcell FA Glass Mat Roof Board or SECUROCK Gypsum-Fiber Roof Board	LRF-XF	TPO-WB	-130.0
R-161.	Existing smooth- or granule-surfaced asphaltic built-up roof; smooth- or granule-surfaced SBS modified bitumen or granule-surfaced APP modified bitumen	Min. 1-inch EnergyGuard Polyiso Insulation, EnergyGuard Ultra	OB500	None	N/A	TPO-WB	-45.0
R-162.	Existing gravel-surfaced asphaltic built-up roof, brushed / spudded and vacuumed to remove loose gravel	Min. 1.5-inch EnergyGuard Polyiso Insulation	OB500	(Optional) Additional layer of base insulation	OB500	TPO-WB	-110.0
R-163.	Existing gravel-surfaced asphaltic built-up roof, brushed / spudded and vacuumed to remove loose gravel	Min. 1.5-inch EnergyGuard Polyiso Insulation	OB500, 6-inch o.c.	(Optional) Additional layer of base insulation	OB500, 6-inch o.c.	TPO-WB	-157.5
R-164.	Existing gravel-surfaced asphaltic built-up roof, brushed / spudded and vacuumed to remove loose gravel	Min. 1.5-inch EnergyGuard Polyiso Insulation	OB500, 4-inch o.c.	(Optional) Additional layer of base insulation	OB500, 4-inch o.c.	TPO-WB	-200.0

TABLE 7A: RECOVER APPLICATIONS
SYSTEM TYPE A-1: BONDED INSULATION, BONDED ROOF COVER*

^A The reported MDP documents the allowable maximum design pressure of the new insulation, coverboard and roof cover when adhered to the substrate, irrespective of the deck type (See Note 1) or performance of the substrate (See Note 12). The deck and substrate shall be capable of resisting the project design pressure requirements, not to exceed the noted MDP, to the satisfaction of the Authority Having Jurisdiction

System No.	Substrate (Note 1 and Note 12)	Base Insulation Layer		Top Insulation Layer		Roof Cover (Note 15)	MDP (psf)* ^A
		Type	Attach (Notes 6,7,8)	Type	Attach (Notes 6,7,8)		
R-165.	Existing gravel-surfaced asphaltic built-up roof, brushed / spudded and vacuumed to remove loose gravel	(Optional) Min. 1.5-inch EnergyGuard Polyiso Insulation	OB500	Min. 1.5-inch EnergyGuard Polyiso-HD Composite Insulation or Ultra HD Composite Insulation	OB500	TPO-WB	-110.0
R-166.	Existing gravel-surfaced asphaltic built-up roof, brushed / spudded and vacuumed to remove loose gravel	(Optional) Min. 1.5-inch EnergyGuard Polyiso Insulation	OB500, 6-inch o.c.	Min. 1.5-inch EnergyGuard Polyiso-HD Composite Insulation or Ultra HD Composite Insulation	OB500, 6-inch o.c.	TPO-WB	-157.5
R-167.	Existing gravel-surfaced asphaltic built-up roof, brushed / spudded and vacuumed to remove loose gravel	(Optional) Min. 1.5-inch EnergyGuard Polyiso Insulation	OB500, 4-inch o.c.	Min. 1.5-inch Ultra HD Composite Insulation	OB500, 4-inch o.c.	TPO-WB	-187.5
R-168.	Existing smooth- or granule-surfaced asphaltic built-up roof or smooth- or granule-surfaced SBS or granule-surfaced APP modified bitumen	(Optional) Min. 0.5-inch EnergyGuard Polyiso Insulation, EnergyGuard Ultra	OB500	Min. 1.5-inch EnergyGuard Polyiso-HD Composite Insulation	OB500	TPO-WB	-165.0
R-169.	Existing smooth- or granule-surfaced asphaltic built-up roof or smooth- or granule-surfaced SBS or granule-surfaced APP modified bitumen	(Optional) Min. 0.5-inch EnergyGuard Polyiso Insulation, EnergyGuard Ultra	OB500	Min. 1.5-inch Ultra HD Composite Insulation	OB500	TPO-WB	-187.5
R-170.	Existing smooth- or granule-surfaced asphaltic built-up roof; smooth- or granule-surfaced SBS modified bitumen or granule-surfaced APP modified bitumen	(Optional) Min. 0.5-inch EnergyGuard Polyiso Insulation or min. 1.5-inch EnergyGuard RH	OB500	Min. 0.5-inch EnergyGuard RH HD Polyiso Insulation, EnergyGuard HD Polyiso Cover Board or EnergyGuard HD Plus Polyiso Cover Board or min. 1.5-inch EnergyGuard Polyiso-HD Composite Insulation or Ultra HD Composite Insulation	OB500	TPO-WB	-97.5
R-171.	Existing smooth- or granule-surfaced asphaltic built-up roof; smooth- or granule-surfaced SBS modified bitumen or granule-surfaced APP modified bitumen	Min. 1.5-inch, min. 2.0 pcf Insulfoam Roofing EPS	OB500	Min. 0.25-inch DensDeck Prime or DEXcell FA Glass Mat Roof Board	OB500	TPO-WB	-45.0
R-172.	Existing smooth- or granule-surfaced asphaltic built-up roof; smooth- or granule-surfaced SBS modified bitumen or granule-surfaced APP modified bitumen	Min. 1.5-inch EnergyGuard RA, EnergyGuard RH or EnergyGuard RN or min. 2-inch, min. 2.0 pcf Insulfoam Roofing EPS	OB500	Min. 0.25-inch DensDeck Prime or DEXcell FA Glass Mat Roof Board	OB500	TPO-WB	-120.0
R-173.	Existing smooth- or granule-surfaced asphaltic built-up roof; smooth- or granule-surfaced SBS or APP modified bitumen	(Optional when using coverboard) Min. 0.5-inch EnergyGuard Polyiso Insulation, EnergyGuard Ultra or 1.5-inch EnergyGuard RH	OB500	(Optional when using base insulation) Min. 0.25-inch DensDeck Prime, DEXcell FA Glass Mat Roof Board or SECUROCK Gypsum-Fiber Roof Board	OB500	TPO-WB	-225.0
EVERGUARD TPO IN EVERGUARD TPO 6-SQUARE LOW VOC BONDING ADHESIVE OR EVERGUARD TPO 3-SQUARE LOW VOC BONDING ADHESIVE:							
R-174.	Existing asphalt asphaltic built-up roof or mineral surfaced cap sheet	Min. 1.5-inch EnergyGuard RA, EnergyGuard RH or EnergyGuard RN	Hot Asphalt	(Optional) Min. 0.25-inch DensDeck Prime	Hot asphalt	TPO-3SQ or TPO-6SQ	-45.0
R-175.	Existing smooth- or granule-surfaced asphaltic built-up roof or smooth- or granule-surfaced modified bitumen	Min. 1-inch EnergyGuard Polyiso Insulation, EnergyGuard Ultra	LRF-M	None	N/A	TPO-3SQ or TPO-6SQ	-45.0

TABLE 7A: RECOVER APPLICATIONS
SYSTEM TYPE A-1: BONDED INSULATION, BONDED ROOF COVER*

^A The reported MDP documents the allowable maximum design pressure of the new insulation, coverboard and roof cover when adhered to the substrate, irrespective of the deck type (See Note 1) or performance of the substrate (See Note 12). The deck and substrate shall be capable of resisting the project design pressure requirements, not to exceed the noted MDP, to the satisfaction of the Authority Having Jurisdiction

System No.	Substrate (Note 1 and Note 12)	Base Insulation Layer		Top Insulation Layer		Roof Cover (Note 15)	MDP (psf)* ^A
		Type	Attach (Notes 6,7,8)	Type	Attach (Notes 6,7,8)		
R-176.	Existing gravel-surfaced asphaltic built-up roof, brushed / spudded and vacuumed to remove loose gravel	Min. 1.5-inch EnergyGuard Polyiso Insulation	LRF-M	(Optional) Additional layer of base insulation	LRF-M	TPO-3SQ or TPO-6SQ	-110.0
R-177.	Existing gravel-surfaced asphaltic built-up roof, brushed / spudded and vacuumed to remove loose gravel	Min. 1.5-inch EnergyGuard Polyiso Insulation	LRF-M, 6-inch o.c.	(Optional) Additional layer of base insulation	LRF-M, 6-inch o.c.	TPO-3SQ or TPO-6SQ	-157.5
R-178.	Existing gravel-surfaced asphaltic built-up roof, brushed / spudded and vacuumed to remove loose gravel	Min. 1.5-inch EnergyGuard Polyiso Insulation	LRF-M, 4-inch o.c.	(Optional) Additional layer of base insulation	LRF-M, 4-inch o.c.	TPO-3SQ or TPO-6SQ	-200.0
R-179.	Existing gravel-surfaced asphaltic built-up roof, brushed / spudded and vacuumed to remove loose gravel	(Optional) Min. 1.5-inch EnergyGuard Polyiso Insulation	LRF-M	Min. 1.5-inch EnergyGuard Polyiso-HD Composite Insulation or Ultra HD Composite Insulation	LRF-M	TPO-3SQ or TPO-6SQ	-110.0
R-180.	Existing gravel-surfaced asphaltic built-up roof, brushed / spudded and vacuumed to remove loose gravel	(Optional) Min. 1.5-inch EnergyGuard Polyiso Insulation	LRF-M, 6-inch o.c.	Min. 1.5-inch EnergyGuard Polyiso-HD Composite Insulation or Ultra HD Composite Insulation	LRF-M, 6-inch o.c.	TPO-3SQ or TPO-6SQ	-157.5
R-181.	Existing gravel-surfaced asphaltic built-up roof, brushed / spudded and vacuumed to remove loose gravel	(Optional) Min. 1.5-inch EnergyGuard Polyiso Insulation	LRF-M, 4-inch o.c.	Min. 1.5-inch Ultra HD Composite Insulation	LRF-M, 4-inch o.c.	TPO-3SQ or TPO-6SQ	-187.5
R-182.	Existing smooth- or granule-surfaced asphaltic built-up roof or smooth- or granule-surfaced SBS or granule-surfaced APP modified bitumen	(Optional) Min. 0.5-inch EnergyGuard Polyiso Insulation, EnergyGuard Ultra	LRF-M	Min. 1.5-inch EnergyGuard Polyiso-HD Composite Insulation	LRF-M	TPO-3SQ or TPO-6SQ	-165.0
R-183.	Existing smooth- or granule-surfaced asphaltic built-up roof or smooth- or granule-surfaced SBS or granule-surfaced APP modified bitumen	(Optional) Min. 0.5-inch EnergyGuard Polyiso Insulation, EnergyGuard Ultra	LRF-M	Min. 1.5-inch Ultra HD Composite Insulation	LRF-M	TPO-3SQ or TPO-6SQ	-187.5
R-184.	Existing smooth- or granule-surfaced asphaltic built-up roof or smooth- or granule-surfaced modified bitumen	(Optional) Min. 0.5-inch EnergyGuard Polyiso Insulation or min. 1.5-inch EnergyGuard RH	LRF-M	Min. 0.5-inch EnergyGuard RH HD Polyiso Insulation, EnergyGuard HD Polyiso Cover Board or EnergyGuard HD Plus Polyiso Cover Board or min. 1.5-inch EnergyGuard Polyiso-HD Composite Insulation or Ultra HD Composite Insulation	LRF-M	TPO-3SQ or TPO-6SQ	-75.0
R-185.	Existing smooth- or granule-surfaced asphaltic built-up roof or smooth- or granule-surfaced modified bitumen	Min. 0.5-inch EnergyGuard Polyiso Insulation, EnergyGuard Ultra	LRF-M	Min. 0.5-inch Structodek High Density Fiberboard Roof Insulation	LRF-M	TPO-3SQ or TPO-6SQ	-82.5
R-186.	Existing smooth- or granule-surfaced asphaltic built-up roof or smooth- or granule-surfaced modified bitumen	Min. 0.5-inch EnergyGuard Polyiso Insulation, EnergyGuard Ultra	LRF-M	Min. 0.5-inch Structodek High Density Fiberboard Roof Insulation	LRF-M	TPO-3SQ or TPO-6SQ	-82.5
R-187.	Existing smooth- or granule-surfaced asphaltic built-up roof or smooth- or granule-surfaced modified bitumen	Min. 0.5-inch EnergyGuard Polyiso Insulation, EnergyGuard Ultra	LRF-M	(Optional) Min. 0.25-inch DensDeck Prime, DEXcell FA Glass Mat Roof Board or SECUROCK Gypsum-Fiber Roof Board	LRF-M	TPO-3SQ or TPO-6SQ	-75.0
R-188.	Existing smooth- or granule-surfaced asphaltic built-up roof or smooth- or granule-surfaced SBS or granule-surfaced APP modified bitumen	(Optional when using coverboard) Min. 0.5-inch EnergyGuard Polyiso Insulation, EnergyGuard Ultra or min. 1.5-inch EnergyGuard RH	LRF-M	(Optional when using base insulation) Min. 0.25-inch DensDeck Prime, DEXcell FA Glass Mat Roof Board or SECUROCK Gypsum-Fiber Roof Board	LRF-M	TPO-3SQ or TPO-6SQ	-225.0

TABLE 7A: RECOVER APPLICATIONS
SYSTEM TYPE A-1: BONDED INSULATION, BONDED ROOF COVER*

^A The reported MDP documents the allowable maximum design pressure of the new insulation, coverboard and roof cover when adhered to the substrate, irrespective of the deck type (See Note 1) or performance of the substrate (See Note 12). The deck and substrate shall be capable of resisting the project design pressure requirements, not to exceed the noted MDP, to the satisfaction of the Authority Having Jurisdiction

System No.	Substrate (Note 1 and Note 12)	Base Insulation Layer		Top Insulation Layer		Roof Cover (Note 15)	MDP (psf)* ^A
		Type	Attach (Notes 6,7,8)	Type	Attach (Notes 6,7,8)		
R-189.	Existing smooth- or granule-surface asphalt BUR or SBS modified bitumen or granule-surface APP modified bitumen	(Optional) Min. 1.5-inch EnergyGuard Polyiso Insulation or EnergyGuard RH	LRF-M Canister	Min. 0.5-inch EnergyGuard RH HD Polyiso Insulation, EnergyGuard HD Polyiso Cover Board or EnergyGuard HD Plus Polyiso Cover Board or min. 1.5-inch EnergyGuard Polyiso-HD Composite Insulation	LRF-M Canister	TPO-3SQ or TPO-6SQ	-97.5
R-190.	Existing smooth- or granule-surface asphalt BUR or SBS modified bitumen or granule-surface APP modified bitumen	Min. 1.5-inch EnergyGuard RH	LRF-M Canister	(Optional) Additional layer of base insulation	LRF-M Canister	TPO-3SQ or TPO-6SQ	-162.5
R-191.	Existing smooth- or granule-surface asphalt BUR or SBS modified bitumen or granule-surface APP modified bitumen	(Optional) Min. 1.5-inch EnergyGuard Polyiso Insulation, EnergyGuard Ultra	LRF-M Canister	Min. 1.5-inch EnergyGuard Polyiso-HD Composite Insulation	LRF-M Canister	TPO-3SQ or TPO-6SQ	-165.0
R-192.	Existing smooth- or granule-surface asphalt BUR or SBS modified bitumen or granule-surface APP modified bitumen	(Optional) Min. 1.5-inch EnergyGuard Polyiso Insulation	LRF-M Canister	Additional optional layers base insulation followed by min. 0.25-inch DensDeck Prime or SECUROCK Gypsum-Fiber Roof Board	LRF-M Canister	TPO-3SQ or TPO-6SQ	-232.5
R-193.	Existing smooth- or granule-surface asphalt BUR or SBS modified bitumen or granule-surface APP modified bitumen	Min. 1.5-inch EnergyGuard Polyiso Insulation	LRF-M Canister	(Optional) Additional layers of base insulation	LRF-M Canister	TPO-3SQ or TPO-6SQ	-240.0
R-194.	Existing smooth- or granule-surface asphalt BUR or SBS modified bitumen or granule-surface APP modified bitumen	(Optional) Min. 1.5-inch EnergyGuard RH	LRF-M Canister	Min. 0.25-inch SECUROCK Gypsum-Fiber Roof Board	LRF-M Canister	TPO-3SQ or TPO-6SQ	-247.5
R-195.	Existing smooth- or granule-surfaced asphaltic built-up roof or smooth- or granule-surfaced modified bitumen	Min. 1-inch EnergyGuard Polyiso Insulation, EnergyGuard Ultra	LRF-XF	None	N/A	TPO-3SQ or TPO-6SQ	-45.0
R-196.	Existing gravel-surfaced asphaltic built-up roof, brushed / spudded and vacuumed to remove loose gravel	Min. 1.5-inch EnergyGuard Polyiso Insulation	LRF-XF	(Optional) Additional layer of base insulation	LRF-XF	TPO-3SQ or TPO-6SQ	-110.0
R-197.	Existing gravel-surfaced asphaltic built-up roof, brushed / spudded and vacuumed to remove loose gravel	Min. 1.5-inch EnergyGuard Polyiso Insulation	LRF-XF, 6-inch o.c.	(Optional) Additional layer of base insulation	LRF-XF, 6-inch o.c.	TPO-3SQ or TPO-6SQ	-157.5
R-198.	Existing smooth- or granule-surfaced asphaltic built-up roof; smooth- or granule-surfaced SBS or APP modified bitumen	Min. 0.5-inch EnergyGuard Polyiso Insulation, EnergyGuard Ultra or EnergyGuard RH	LRF-XF	(Optional) Additional layers base insulation	LRF-XF	TPO-3SQ or TPO-6SQ	-180.0
R-199.	Existing gravel-surfaced asphaltic built-up roof, brushed / spudded and vacuumed to remove loose gravel	Min. 1.5-inch EnergyGuard Polyiso Insulation	LRF-XF, 4-inch o.c.	(Optional) Additional layer of base insulation	LRF-XF, 4-inch o.c.	TPO-3SQ or TPO-6SQ	-200.0
R-200.	Existing smooth-surface modified bitumen	Min. 1.5-inch EnergyGuard Polyiso Insulation, EnergyGuard Ultra	LRF-XF	(Optional) Additional layer of base insulation	LRF-XF	TPO-3SQ or TPO-6SQ	-222.5
R-201.	Existing smooth-surface asphaltic built-up roof or granule-surface modified bitumen	Min. 1.5-inch EnergyGuard Polyiso Insulation, EnergyGuard Ultra	LRF-XF	(Optional) Additional layer of base insulation	LRF-XF	TPO-3SQ or TPO-6SQ	-245.0
R-202.	Existing granule-surfaced modified bitumen	Min. 1.5-inch EnergyGuard Polyiso Insulation, EnergyGuard Ultra	LRF-XF	(Optional) Additional layer of base insulation	LRF-XF	TPO-3SQ or TPO-6SQ	-270.0

TABLE 7A: RECOVER APPLICATIONS
SYSTEM TYPE A-1: BONDED INSULATION, BONDED ROOF COVER*

^A The reported MDP documents the allowable maximum design pressure of the new insulation, coverboard and roof cover when adhered to the substrate, irrespective of the deck type (See Note 1) or performance of the substrate (See Note 12). The deck and substrate shall be capable of resisting the project design pressure requirements, not to exceed the noted MDP, to the satisfaction of the Authority Having Jurisdiction

System No.	Substrate (Note 1 and Note 12)	Base Insulation Layer		Top Insulation Layer		Roof Cover (Note 15)	MDP (psf)* ^A
		Type	Attach (Notes 6,7,8)	Type	Attach (Notes 6,7,8)		
R-203.	Existing gravel-surfaced asphaltic built-up roof, brushed / spudded and vacuumed to remove loose gravel	(Optional) Min. 1.5-inch EnergyGuard Polyiso Insulation	LRF-XF	Min. 1.5-inch EnergyGuard Polyiso-HD Composite Insulation or Ultra HD Composite Insulation	LRF-XF	TPO-3SQ or TPO-6SQ	-110.0
R-204.	Existing gravel-surfaced asphaltic built-up roof, brushed / spudded and vacuumed to remove loose gravel	(Optional) Min. 1.5-inch EnergyGuard Polyiso Insulation	LRF-XF, 6-inch o.c.	Min. 1.5-inch EnergyGuard Polyiso-HD Composite Insulation or Ultra HD Composite Insulation	LRF-XF, 6-inch o.c.	TPO-3SQ or TPO-6SQ	-157.5
R-205.	Existing gravel-surfaced asphaltic built-up roof, brushed / spudded and vacuumed to remove loose gravel	(Optional) Min. 1.5-inch EnergyGuard Polyiso Insulation	LRF-XF, 4-inch o.c.	Min. 1.5-inch Ultra HD Composite Insulation	LRF-XF, 4-inch o.c.	TPO-3SQ or TPO-6SQ	-187.5
R-206.	Existing smooth- or granule-surfaced asphaltic built-up roof or smooth- or granule-surfaced SBS or granule-surfaced APP modified bitumen	(Optional) Min. 0.5-inch EnergyGuard Polyiso Insulation, EnergyGuard Ultra	LRF-XF	Min. 1.5-inch EnergyGuard Polyiso-HD Composite Insulation	LRF-XF	TPO-3SQ or TPO-6SQ	-165.0
R-207.	Existing smooth- or granule-surfaced asphaltic built-up roof or smooth- or granule-surfaced SBS or granule-surfaced APP modified bitumen	(Optional) Min. 0.5-inch EnergyGuard Polyiso Insulation, EnergyGuard Ultra	LRF-XF	Min. 1.5-inch Ultra HD Composite Insulation	LRF-XF	TPO-3SQ or TPO-6SQ	-187.5
R-208.	Existing smooth- or granule-surfaced asphaltic built-up roof; smooth- or granule-surfaced SBS modified bitumen or granule-surfaced APP modified bitumen	Min. 1-inch EnergyGuard Polyiso Insulation, EnergyGuard Ultra	OB500	None	N/A	TPO-3SQ or TPO-6SQ	-45.0
R-209.	Existing gravel-surfaced asphaltic built-up roof, brushed / spudded and vacuumed to remove loose gravel	Min. 1.5-inch EnergyGuard Polyiso Insulation	OB500	(Optional) Additional layer of base insulation	OB500	TPO-3SQ or TPO-6SQ	-110.0
R-210.	Existing gravel-surfaced asphaltic built-up roof, brushed / spudded and vacuumed to remove loose gravel	Min. 1.5-inch EnergyGuard Polyiso Insulation	OB500, 6-inch o.c.	(Optional) Additional layer of base insulation	OB500, 6-inch o.c.	TPO-3SQ or TPO-6SQ	-157.5
R-211.	Existing gravel-surfaced asphaltic built-up roof, brushed / spudded and vacuumed to remove loose gravel	Min. 1.5-inch EnergyGuard Polyiso Insulation	OB500, 4-inch o.c.	(Optional) Additional layer of base insulation	OB500, 4-inch o.c.	TPO-3SQ or TPO-6SQ	-200.0
R-212.	Existing gravel-surfaced asphaltic built-up roof, brushed / spudded and vacuumed to remove loose gravel	(Optional) Min. 1.5-inch EnergyGuard Polyiso Insulation	OB500	Min. 1.5-inch EnergyGuard Polyiso-HD Composite Insulation or Ultra HD Composite Insulation	OB500	TPO-3SQ or TPO-6SQ	-110.0
R-213.	Existing gravel-surfaced asphaltic built-up roof, brushed / spudded and vacuumed to remove loose gravel	(Optional) Min. 1.5-inch EnergyGuard Polyiso Insulation	OB500, 6-inch o.c.	Min. 1.5-inch EnergyGuard Polyiso-HD Composite Insulation or Ultra HD Composite Insulation	OB500, 6-inch o.c.	TPO-3SQ or TPO-6SQ	-157.5
R-214.	Existing gravel-surfaced asphaltic built-up roof, brushed / spudded and vacuumed to remove loose gravel	(Optional) Min. 1.5-inch EnergyGuard Polyiso Insulation	OB500, 4-inch o.c.	Min. 1.5-inch Ultra HD Composite Insulation	OB500, 4-inch o.c.	TPO-3SQ or TPO-6SQ	-187.5
R-215.	Existing smooth- or granule-surfaced asphaltic built-up roof or smooth- or granule-surfaced SBS or granule-surfaced APP modified bitumen	(Optional) Min. 0.5-inch EnergyGuard Polyiso Insulation, EnergyGuard Ultra	OB500	Min. 1.5-inch EnergyGuard Polyiso-HD Composite Insulation	OB500	TPO-3SQ or TPO-6SQ	-165.0
R-216.	Existing smooth- or granule-surfaced asphaltic built-up roof or smooth- or granule-surfaced SBS or granule-surfaced APP modified bitumen	(Optional) Min. 0.5-inch EnergyGuard Polyiso Insulation, EnergyGuard Ultra	OB500	Min. 1.5-inch Ultra HD Composite Insulation	OB500	TPO-3SQ or TPO-6SQ	-187.5

TABLE 7A: RECOVER APPLICATIONS
SYSTEM TYPE A-1: BONDED INSULATION, BONDED ROOF COVER*

^A The reported MDP documents the allowable maximum design pressure of the new insulation, coverboard and roof cover when adhered to the substrate, irrespective of the deck type (See Note 1) or performance of the substrate (See Note 12). The deck and substrate shall be capable of resisting the project design pressure requirements, not to exceed the noted MDP, to the satisfaction of the Authority Having Jurisdiction

System No.	Substrate (Note 1 and Note 12)	Base Insulation Layer		Top Insulation Layer		Roof Cover (Note 15)	MDP (psf)* ^A
		Type	Attach (Notes 6,7,8)	Type	Attach (Notes 6,7,8)		
R-217.	Existing smooth- or granule-surfaced asphaltic built-up roof; smooth- or granule-surfaced SBS modified bitumen or granule-surfaced APP modified bitumen	(Optional) Min. 0.5-inch EnergyGuard Polyiso Insulation or min. 1.5-inch EnergyGuard RH	OB500	Min. 0.5-inch EnergyGuard RH HD Polyiso Insulation, EnergyGuard HD Polyiso Cover Board or EnergyGuard HD Plus Polyiso Cover Board or min. 1.5-inch EnergyGuard Polyiso-HD Composite Insulation or Ultra HD Composite Insulation	OB500	TPO-3SQ or TPO-6SQ	-97.5
R-218.	Existing smooth- or granule-surfaced asphaltic built-up roof; smooth- or granule-surfaced SBS modified bitumen or granule-surfaced APP modified bitumen	Min. 0.5-inch EnergyGuard Polyiso Insulation, EnergyGuard Ultra	OB500	Min. 0.5-inch Structodek High Density Fiberboard Roof Insulation	OB500	TPO-3SQ or TPO-6SQ	-82.5
R-219.	Existing smooth- or granule-surfaced asphaltic built-up roof; smooth- or granule-surfaced SBS modified bitumen or granule-surfaced APP modified bitumen	(Optional) Min. 1.5-inch EnergyGuard RA, EnergyGuard RH or EnergyGuard RN or min. 1.5-inch, min. 2.0 pcf Insulfoam Roofing EPS	OB500	Min. 0.25-inch DensDeck Prime, DEXcell FA Glass Mat Roof Board or SECUROCK Gypsum-Fiber Roof Board	OB500	TPO-3SQ or TPO-6SQ	-45.0
R-220.	Existing smooth- or granule-surfaced asphaltic built-up roof; smooth- or granule-surfaced SBS or APP modified bitumen	(Optional when using coverboard) Min. 0.5-inch EnergyGuard Polyiso Insulation, EnergyGuard Ultra or min. 1.5-inch EnergyGuard RH	OB500	(Optional when using base insulation) Min. 0.25-inch DensDeck Prime, DEXcell FA Glass Mat Roof Board or SECUROCK Gypsum-Fiber Roof Board	OB500	TPO-3SQ or TPO-6SQ	-225.0
EVERGUARD TPO / EVERGUARD TPO QUICK SPRAY:							
R-221.	Existing smooth- or granule-surfaced asphaltic built-up roof or smooth- or granule-surfaced modified bitumen	Min. 1-inch EnergyGuard Polyiso Insulation	LRF-M	None	N/A	TPO-QSA	-45.0
R-222.	Existing smooth- or granule-surfaced asphaltic built-up roof; smooth- or granule-surfaced SBS modified bitumen or gravel-surfaced asphaltic built-up roof, brushed / spudded and vacuumed to remove loose gravel	Min. 1.5-inch EnergyGuard Polyiso Insulation	LRF-M	(Optional) Additional layer of base insulation	LRF-M	TPO-QSA	-82.5
R-223.	Existing smooth- or granule-surfaced asphaltic built-up roof; smooth- or granule-surfaced SBS modified bitumen or gravel-surfaced asphaltic built-up roof, brushed / spudded and vacuumed to remove loose gravel	(Optional) Min. 1.5-inch EnergyGuard Polyiso Insulation or EnergyGuard Ultra	LRF-M	Min. 1.5-inch EnergyGuard Polyiso-HD Composite Insulation or Ultra HD Composite Insulation	LRF-M	TPO-QSA	-82.5
R-224.	Existing smooth- or granule-surfaced asphaltic built-up roof or smooth- or granule-surfaced modified bitumen	Min. 0.5-inch EnergyGuard Polyiso Insulation	LRF-M	(Optional) Min. 0.25-inch DensDeck Prime or DEXcell FA Glass Mat Roof Board	LRF-M	TPO-QSA	-75.0
R-225.	Existing smooth- or granule-surfaced asphaltic built-up roof or smooth- or granule-surfaced SBS or granule-surfaced APP modified bitumen	(Optional) Min. 0.5-inch EnergyGuard Polyiso Insulation, EnergyGuard Ultra or min. 1.5-inch EnergyGuard RH	LRF-M	Min. 0.25-inch DensDeck Prime or DEXcell FA Glass Mat Roof Board	LRF-M	TPO-QSA	-225.0
R-226.	Existing smooth- or granule-surfaced asphaltic built-up roof or smooth- or granule-surfaced modified bitumen	(Optional) Min. 0.5-inch EnergyGuard Polyiso Insulation or min. 1.5-inch EnergyGuard RH	LRF-M	Min. 0.25-inch DEXcell FA Glass Mat Roof Board or SECUROCK Gypsum-Fiber Roof Board	LRF-M	TPO-QSA	-75.0

TABLE 7A: RECOVER APPLICATIONS
SYSTEM TYPE A-1: BONDED INSULATION, BONDED ROOF COVER*

^A The reported MDP documents the allowable maximum design pressure of the new insulation, coverboard and roof cover when adhered to the substrate, irrespective of the deck type (See Note 1) or performance of the substrate (See Note 12). The deck and substrate shall be capable of resisting the project design pressure requirements, not to exceed the noted MDP, to the satisfaction of the Authority Having Jurisdiction

System No.	Substrate (Note 1 and Note 12)	Base Insulation Layer		Top Insulation Layer		Roof Cover (Note 15)	MDP (psf)* ^A
		Type	Attach (Notes 6,7,8)	Type	Attach (Notes 6,7,8)		
R-227.	Existing smooth- or granule-surfaced asphaltic built-up roof or smooth- or granule-surfaced modified bitumen	(Optional) Min. 0.5-inch EnergyGuard Polyiso Insulation or min. 1.5-inch EnergyGuard RH	LRF-M	Min. 0.5-inch EnergyGuard HD Polyiso Cover Board or EnergyGuard HD Plus Polyiso Cover Board or min. 1.5-inch EnergyGuard Polyiso-HD Composite Insulation or Ultra HD Composite Insulation	LRF-M	TPO-QSA	-75.0
R-228.	Existing smooth- or granule-surface asphalt BUR or SBS modified bitumen or granule-surface APP modified bitumen	Min. 1.5-inch EnergyGuard Polyiso Insulation	LRF-M Canister	(Optional) Additional layers of base insulation	LRF-M Canister	TPO-QSA	-82.5
R-229.	Existing smooth- or granule-surface asphalt BUR or SBS modified bitumen or granule-surface APP modified bitumen	(Optional) Min. 1.5-inch EnergyGuard Polyiso Insulation	LRF-M Canister	Min. 1.5-inch EnergyGuard Polyiso-HD Composite Insulation	LRF-M Canister	TPO-QSA	-82.5
R-230.	Existing smooth- or granule-surface asphalt BUR or SBS modified bitumen or granule-surface APP modified bitumen	(Optional) Min. 1.5-inch EnergyGuard Polyiso Insulation or EnergyGuard RH	LRF-M Canister	Min. 0.25-inch SECURROCK Gypsum-Fiber Roof Board, min. 0.5-inch EnergyGuard HD Polyiso Cover Board or EnergyGuard HD Plus Polyiso Cover Board or min. 1.5-inch EnergyGuard Polyiso-HD Composite Insulation	LRF-M Canister	TPO-QSA	-97.5
R-231.	Existing smooth- or granule-surface asphalt BUR or SBS modified bitumen or granule-surface APP modified bitumen	(Optional) Min. 1.5-inch EnergyGuard Polyiso Insulation	LRF-M Canister	Additional optional layers base insulation followed by min. 0.25-inch DensDeck Prime	LRF-M Canister	TPO-QSA	-232.5
R-232.	Existing smooth- or granule-surfaced asphaltic built-up roof or smooth- or granule-surfaced modified bitumen	Min. 1-inch EnergyGuard Polyiso Insulation	LRF-XF	None	N/A	TPO-QSA	-45.0
R-233.	Existing smooth- or granule-surfaced asphaltic built-up roof; smooth- or granule surfaced SBS modified bitumen or gravel-surfaced asphaltic built-up roof, brushed / spudded and vacuumed to remove loose gravel	Min. 1.5-inch EnergyGuard Polyiso Insulation	LRF-XF	(Optional) Additional layer of base insulation	LRF-XF	TPO-QSA	-82.5
R-234.	Existing smooth- or granule-surfaced asphaltic built-up roof; smooth- or granule surfaced SBS modified bitumen or gravel-surfaced asphaltic built-up roof, brushed / spudded and vacuumed to remove loose gravel	(Optional) Min. 1.5-inch EnergyGuard Polyiso Insulation or EnergyGuard Ultra	LRF-XF	Min. 1.5-inch EnergyGuard Polyiso-HD Composite Insulation or Ultra HD Composite Insulation	LRF-XF	TPO-QSA	-82.5
R-235.	Existing smooth- or granule-surfaced asphaltic built-up roof or smooth- or granule-surfaced SBS or granule-surfaced APP modified bitumen	Min. 1.5-inch EnergyGuard RA or EnergyGuard RH	LRF-XF	Min. 0.25-inch DensDeck Prime or DEXcell FA Glass Mat Roof Board	LRF-XF	TPO-QSA	-130.0
R-236.	Existing smooth- or granule-surfaced asphaltic built-up roof; smooth- or granule-surfaced SBS modified bitumen or granule-surfaced APP modified bitumen	Min. 1-inch EnergyGuard Polyiso Insulation	OB500	None	N/A	TPO-QSA	-45.0

TABLE 7A: RECOVER APPLICATIONS

SYSTEM TYPE A-1: BONDED INSULATION, BONDED ROOF COVER*

^A The reported MDP documents the allowable maximum design pressure of the new insulation, coverboard and roof cover when adhered to the substrate, irrespective of the deck type (See Note 1) or performance of the substrate (See Note 12). The deck and substrate shall be capable of resisting the project design pressure requirements, not to exceed the noted MDP, to the satisfaction of the Authority Having Jurisdiction

System No.	Substrate (Note 1 and Note 12)	Base Insulation Layer		Top Insulation Layer		Roof Cover (Note 15)	MDP (psf)* ^A
		Type	Attach (Notes 6,7,8)	Type	Attach (Notes 6,7,8)		
R-237.	Existing smooth- or granule-surfaced asphaltic built-up roof; smooth- or granule surfaced SBS modified bitumen or gravel-surfaced asphaltic built-up roof, brushed / spudded and vacuumed to remove loose gravel	Min. 1.5-inch EnergyGuard Polyiso Insulation	OB500	(Optional) Additional layer of base insulation	OB500	TPO-QSA	-82.5
R-238.	Existing smooth- or granule-surfaced asphaltic built-up roof; smooth- or granule surfaced SBS modified bitumen or gravel-surfaced asphaltic built-up roof, brushed / spudded and vacuumed to remove loose gravel	(Optional) Min. 1.5-inch EnergyGuard Polyiso Insulation or EnergyGuard Ultra	OB500	Min. 1.5-inch EnergyGuard Polyiso-HD Composite Insulation or Ultra HD Composite Insulation	OB500	TPO-QSA	-82.5
R-239.	Existing smooth- or granule-surfaced asphaltic built-up roof; smooth- or granule-surfaced SBS modified bitumen or granule-surfaced APP modified bitumen	Min. 1.5-inch, min. 2.0 pcf Insulfoam Roofing EPS	OB500	Min. 0.25-inch DensDeck Prime or DEXcell FA Glass Mat Roof Board	OB500	TPO-QSA	-45.0
R-240.	Existing smooth- or granule-surfaced asphaltic built-up roof; smooth- or granule-surfaced SBS modified bitumen or granule-surfaced APP modified bitumen	(Optional) Min. 1.5-inch EnergyGuard RA, EnergyGuard RH or EnergyGuard RN or min. 2-inch, min. 2.0 pcf Insulfoam Roofing EPS	OB500	Min. 0.25-inch DensDeck Prime or DEXcell FA Glass Mat Roof Board	OB500	TPO-QSA	-120.0
R-241.	Existing smooth- or granule-surfaced asphaltic built-up roof; smooth- or granule-surfaced SBS or APP modified bitumen	(Optional) Min. 0.5-inch EnergyGuard Polyiso Insulation, EnergyGuard Ultra or min. 1.5-inch EnergyGuard RH	OB500	Min. 0.25-inch DensDeck Prime or DEXcell FA Glass Mat Roof Board	OB500	TPO-QSA	-225.0
R-242.	Existing smooth- or granule-surfaced asphaltic built-up roof; smooth- or granule-surfaced SBS modified bitumen or granule-surfaced APP modified bitumen	(Optional) Min. 0.5-inch EnergyGuard Polyiso Insulation or min. 1.5-inch EnergyGuard RH	OB500	Min. 0.25-inch SECUROCK Gypsum-Fiber Roof Board	OB500	TPO-QSA	-97.5
R-243.	Existing smooth- or granule-surfaced asphaltic built-up roof; smooth- or granule-surfaced SBS modified bitumen or granule-surfaced APP modified bitumen	(Optional) Min. 0.5-inch EnergyGuard Polyiso Insulation or min. 1.5-inch EnergyGuard RH	OB500	Min. 0.5-inch EnergyGuard HD Polyiso Cover Board or EnergyGuard HD Plus Polyiso Cover Board or min. 1.5-inch EnergyGuard Polyiso-HD Composite Insulation or Ultra HD Composite Insulation	OB500	TPO-QSA	-97.5
EVERGUARD TPO / EVERGUARD TPO QUICK SPRAY LV 50:							
R-244.	Existing smooth- or granule-surfaced asphaltic built-up roof or smooth- or granule-surfaced modified bitumen	Min. 1-inch EnergyGuard Polyiso Insulation	LRF-M	None	N/A	TPO-QSALV50	-45.0
R-245.	Existing gravel-surfaced asphaltic built-up roof, brushed / spudded and vacuumed to remove loose gravel	Min. 1.5-inch EnergyGuard Polyiso Insulation	LRF-M	(Optional) Additional layer of base insulation	LRF-M	TPO-QSALV50	-110.0
R-246.	Existing gravel-surfaced asphaltic built-up roof, brushed / spudded and vacuumed to remove loose gravel	Min. 1.5-inch EnergyGuard Polyiso Insulation	LRF-M, 6-inch o.c.	(Optional) Additional layer of base insulation	LRF-M, 6-inch o.c.	TPO-QSALV50	-157.5
R-247.	Existing gravel-surfaced asphaltic built-up roof, brushed / spudded and vacuumed to remove loose gravel	Min. 1.5-inch EnergyGuard Polyiso Insulation	LRF-M, 4-inch o.c.	(Optional) Additional layer of base insulation	LRF-M, 4-inch o.c.	TPO-QSALV50	-200.0

TABLE 7A: RECOVER APPLICATIONS
SYSTEM TYPE A-1: BONDED INSULATION, BONDED ROOF COVER*

^A The reported MDP documents the allowable maximum design pressure of the new insulation, coverboard and roof cover when adhered to the substrate, irrespective of the deck type (See Note 1) or performance of the substrate (See Note 12). The deck and substrate shall be capable of resisting the project design pressure requirements, not to exceed the noted MDP, to the satisfaction of the Authority Having Jurisdiction

System No.	Substrate (Note 1 and Note 12)	Base Insulation Layer		Top Insulation Layer		Roof Cover (Note 15)	MDP (psf)* ^A
		Type	Attach (Notes 6,7,8)	Type	Attach (Notes 6,7,8)		
R-248.	Existing gravel-surfaced asphaltic built-up roof, brushed / spudded and vacuumed to remove loose gravel	(Optional) Min. 1.5-inch EnergyGuard Polyiso Insulation	LRF-M	Min. 1.5-inch EnergyGuard Polyiso-HD Composite Insulation or Ultra HD Composite Insulation	LRF-M	TPO-QSALV50	-110.0
R-249.	Existing gravel-surfaced asphaltic built-up roof, brushed / spudded and vacuumed to remove loose gravel	(Optional) Min. 1.5-inch EnergyGuard Polyiso Insulation	LRF-M, 6-inch o.c.	Min. 1.5-inch EnergyGuard Polyiso-HD Composite Insulation or Ultra HD Composite Insulation	LRF-M, 6-inch o.c.	TPO-QSALV50	-157.5
R-250.	Existing gravel-surfaced asphaltic built-up roof, brushed / spudded and vacuumed to remove loose gravel	(Optional) Min. 1.5-inch EnergyGuard Polyiso Insulation	LRF-M, 4-inch o.c.	Min. 1.5-inch Ultra HD Composite Insulation	LRF-M, 4-inch o.c.	TPO-QSALV50	-187.5
R-251.	Existing smooth- or granule-surfaced asphaltic built-up roof or smooth- or granule-surfaced SBS or granule-surfaced APP modified bitumen	(Optional) Min. 0.5-inch EnergyGuard Polyiso Insulation, EnergyGuard Ultra	LRF-M	Min. 1.5-inch EnergyGuard Polyiso-HD Composite Insulation	LRF-M	TPO-QSALV50	-165.0
R-252.	Existing smooth- or granule-surfaced asphaltic built-up roof or smooth- or granule-surfaced SBS or granule-surfaced APP modified bitumen	(Optional) Min. 0.5-inch EnergyGuard Polyiso Insulation, EnergyGuard Ultra	LRF-M	Min. 1.5-inch Ultra HD Composite Insulation	LRF-M	TPO-QSALV50	-187.5
R-253.	Existing smooth- or granule-surfaced asphaltic built-up roof or smooth- or granule-surfaced modified bitumen	Min. 0.5-inch EnergyGuard Polyiso Insulation, EnergyGuard Ultra	LRF-M	Min. 0.25-inch DensDeck Prime	LRF-M	TPO-QSALV50	-75.0
R-254.	Existing smooth- or granule-surfaced asphaltic built-up roof or smooth- or granule-surfaced SBS or granule-surfaced APP modified bitumen	(Optional) Min. 0.5-inch EnergyGuard Polyiso Insulation, EnergyGuard Ultra or min. 1.5-inch EnergyGuard RH	LRF-M	Min. 0.25-inch DensDeck Prime	LRF-M	TPO-QSALV50	-202.5
R-255.	Existing smooth- or granule-surfaced asphaltic built-up roof or smooth- or granule-surfaced modified bitumen	Min. 0.5-inch EnergyGuard Polyiso Insulation	LRF-M	(Optional) Min. 0.25-inch SECUROCK Gypsum-Fiber Roof Board	LRF-M	TPO-QSALV50	-75.0
R-256.	Existing smooth- or granule-surfaced asphaltic built-up roof or smooth- or granule-surfaced SBS or granule-surfaced APP modified bitumen	(Optional when using coverboard) Min. 0.5-inch EnergyGuard Polyiso Insulation	LRF-M	(Optional when using base insulation) Min. 0.25-inch SECUROCK Gypsum-Fiber Roof Board	LRF-M	TPO-QSALV50	-225.0
R-257.	Existing smooth- or granule-surfaced asphaltic built-up roof or smooth- or granule-surfaced modified bitumen	(Optional) 0.5-inch EnergyGuard Polyiso Insulation or min. Min. 1.5-inch EnergyGuard RH	LRF-M	Min. 0.5-inch EnergyGuard HD Polyiso Cover Board or EnergyGuard HD Plus Polyiso Cover Board or min. 1.5-inch EnergyGuard Polyiso-HD Composite Insulation or Ultra HD Composite Insulation	LRF-M	TPO-QSALV50	-75.0
R-258.	Existing smooth- or granule-surface asphalt BUR or SBS modified bitumen or granule-surface APP modified bitumen	Min. 1.5-inch EnergyGuard Polyiso Insulation	LRF-M Canister	(Optional) Additional layers of base insulation	LRF-M Canister	TPO-QSALV50	-247.5
R-259.	Existing smooth- or granule-surface asphalt BUR or SBS modified bitumen or granule-surface APP modified bitumen	(Optional) Min. 1.5-inch EnergyGuard Polyiso Insulation	LRF-M Canister	Min. 1.5-inch EnergyGuard Polyiso-HD Composite Insulation	LRF-M Canister	TPO-QSALV50	-165.0

TABLE 7A: RECOVER APPLICATIONS
SYSTEM TYPE A-1: BONDED INSULATION, BONDED ROOF COVER*

^A The reported MDP documents the allowable maximum design pressure of the new insulation, coverboard and roof cover when adhered to the substrate, irrespective of the deck type (See Note 1) or performance of the substrate (See Note 12). The deck and substrate shall be capable of resisting the project design pressure requirements, not to exceed the noted MDP, to the satisfaction of the Authority Having Jurisdiction

System No.	Substrate (Note 1 and Note 12)	Base Insulation Layer		Top Insulation Layer		Roof Cover (Note 15)	MDP (psf)* ^A
		Type	Attach (Notes 6,7,8)	Type	Attach (Notes 6,7,8)		
R-260.	Existing smooth- or granule-surface asphalt BUR or SBS modified bitumen or granule-surface APP modified bitumen	(Optional) Min. 1.5-inch EnergyGuard Polyiso Insulation or EnergyGuard RH	LRF-M Canister	Min. 0.5-inch EnergyGuard HD Polyiso Cover Board or EnergyGuard HD Plus Polyiso Cover Board or min. 1.5-inch EnergyGuard Polyiso-HD Composite Insulation	LRF-M Canister	TPO-QSALV50	-97.5
R-261.	Existing smooth- or granule-surface asphalt BUR or SBS modified bitumen or granule-surface APP modified bitumen	(Optional) Min. 1.5-inch EnergyGuard Polyiso Insulation	LRF-M Canister	Additional optional layers base insulation followed by min. 0.25-inch DensDeck Prime	LRF-M Canister	TPO-QSALV50	-202.5
R-262.	Existing smooth- or granule-surface asphalt BUR or SBS modified bitumen or granule-surface APP modified bitumen	(Optional) Min. 1.5-inch EnergyGuard Polyiso Insulation	LRF-M Canister	Additional optional layers base insulation followed by Min. 0.25-inch SECUROCK Gypsum-Fiber Roof Board	LRF-M Canister	TPO-QSALV50	-232.5
R-263.	Existing smooth- or granule-surfaced asphaltic built-up roof or smooth- or granule-surfaced modified bitumen	Min. 1-inch EnergyGuard Polyiso Insulation	LRF-XF	None	N/A	TPO-QSALV50	-45.0
R-264.	Existing gravel-surfaced asphaltic built-up roof, brushed / spudded and vacuumed to remove loose gravel	Min. 1.5-inch EnergyGuard Polyiso Insulation	LRF-XF	(Optional) Additional layer of base insulation	LRF-XF	TPO-QSALV50	-110.0
R-265.	Existing gravel-surfaced asphaltic built-up roof, brushed / spudded and vacuumed to remove loose gravel	Min. 1.5-inch EnergyGuard Polyiso Insulation	LRF-XF, 6-inch o.c.	(Optional) Additional layer of base insulation	LRF-XF, 6-inch o.c.	TPO-QSALV50	-157.5
R-266.	Existing smooth- or granule-surfaced asphaltic built-up roof; smooth- or granule-surfaced SBS or APP modified bitumen	Min. 0.5-inch EnergyGuard Polyiso Insulation	LRF-XF	(Optional) Additional layers base insulation	LRF-XF	TPO-QSALV50	-180.0
R-267.	Existing gravel-surfaced asphaltic built-up roof, brushed / spudded and vacuumed to remove loose gravel	Min. 1.5-inch EnergyGuard Polyiso Insulation	LRF-XF, 4-inch o.c.	(Optional) Additional layer of base insulation	LRF-XF, 4-inch o.c.	TPO-QSALV50	-200.0
R-268.	Existing smooth-surface modified bitumen	Min. 1.5-inch EnergyGuard Polyiso Insulation	LRF-XF	(Optional) Additional layer of base insulation	LRF-XF	TPO-QSALV50	-222.5
R-269.	Existing smooth-surface asphaltic built-up roof or granule-surface modified bitumen	Min. 1.5-inch EnergyGuard Polyiso Insulation	LRF-XF	(Optional) Additional layer of base insulation	LRF-XF	TPO-QSALV50	-245.0
R-270.	Existing granule-surfaced modified bitumen	Min. 1.5-inch EnergyGuard Polyiso Insulation	LRF-XF	(Optional) Additional layer of base insulation	LRF-XF	TPO-QSALV50	-270.0
R-271.	Existing gravel-surfaced asphaltic built-up roof, brushed / spudded and vacuumed to remove loose gravel	(Optional) Min. 1.5-inch EnergyGuard Polyiso Insulation	LRF-XF	Min. 1.5-inch EnergyGuard Polyiso-HD Composite Insulation or Ultra HD Composite Insulation	LRF-XF	TPO-QSALV50	-110.0
R-272.	Existing gravel-surfaced asphaltic built-up roof, brushed / spudded and vacuumed to remove loose gravel	(Optional) Min. 1.5-inch EnergyGuard Polyiso Insulation	LRF-XF, 6-inch o.c.	Min. 1.5-inch EnergyGuard Polyiso-HD Composite Insulation or Ultra HD Composite Insulation	LRF-XF, 6-inch o.c.	TPO-QSALV50	-157.5
R-273.	Existing gravel-surfaced asphaltic built-up roof, brushed / spudded and vacuumed to remove loose gravel	(Optional) Min. 1.5-inch EnergyGuard Polyiso Insulation	LRF-XF, 4-inch o.c.	Min. 1.5-inch Ultra HD Composite Insulation	LRF-XF, 4-inch o.c.	TPO-QSALV50	-187.5

TABLE 7A: RECOVER APPLICATIONS
SYSTEM TYPE A-1: BONDED INSULATION, BONDED ROOF COVER*

^A The reported MDP documents the allowable maximum design pressure of the new insulation, coverboard and roof cover when adhered to the substrate, irrespective of the deck type (See Note 1) or performance of the substrate (See Note 12). The deck and substrate shall be capable of resisting the project design pressure requirements, not to exceed the noted MDP, to the satisfaction of the Authority Having Jurisdiction

System No.	Substrate (Note 1 and Note 12)	Base Insulation Layer		Top Insulation Layer		Roof Cover (Note 15)	MDP (psf)* ^A
		Type	Attach (Notes 6,7,8)	Type	Attach (Notes 6,7,8)		
R-274.	Existing smooth- or granule-surfaced asphaltic built-up roof or smooth- or granule-surfaced SBS or granule-surfaced APP modified bitumen	(Optional) Min. 0.5-inch EnergyGuard Polyiso Insulation, EnergyGuard Ultra	LRF-XF	Min. 1.5-inch EnergyGuard Polyiso-HD Composite Insulation	LRF-XF	TPO-QSALV50	-165.0
R-275.	Existing smooth- or granule-surfaced asphaltic built-up roof or smooth- or granule-surfaced SBS or granule-surfaced APP modified bitumen	(Optional) Min. 0.5-inch EnergyGuard Polyiso Insulation, EnergyGuard Ultra	LRF-XF	Min. 1.5-inch Ultra HD Composite Insulation	LRF-XF	TPO-QSALV50	-187.5
R-276.	Existing smooth- or granule-surfaced asphaltic built-up roof or smooth- or granule-surfaced SBS or granule-surfaced APP modified bitumen	(Optional) Min. 1.5-inch EnergyGuard RA or EnergyGuard RH	LRF-XF	Min. 0.25-inch DensDeck Prime	LRF-XF	TPO-QSALV50	-130.0
R-277.	Existing smooth-surfaced modified bitumen	(Optional) Min. 2-inch EnergyGuard RA or EnergyGuard RH	LRF-XF	Min. 0.25-inch SECUROCK Gypsum-Fiber Roof Board	LRF-XF	TPO-QSALV50	-222.5
R-278.	Existing smooth-surface asphaltic built-up roof or granule-surface modified bitumen	Min. 0.25-inch SECUROCK Gypsum-Fiber Roof Board	LRF-XF	None	N/A	TPO-QSALV50	-245.0
R-279.	Existing smooth-surface asphaltic built-up roof or granule surface modified bitumen	Min. 2-inch EnergyGuard RA or EnergyGuard RH	LRF-XF	Min. 0.25-inch SECUROCK Gypsum-Fiber Roof Board	LRF-XF	TPO-QSALV50	-247.5
R-280.	Existing smooth- or granule-surfaced asphaltic built-up roof; smooth- or granule-surfaced SBS modified bitumen or granule-surfaced APP modified bitumen	Min. 1-inch EnergyGuard Polyiso Insulation	OB500	None	N/A	TPO-QSALV50	-45.0
R-281.	Existing gravel-surfaced asphaltic built-up roof, brushed / spudded and vacuumed to remove loose gravel	Min. 1.5-inch EnergyGuard Polyiso Insulation	OB500	(Optional) Additional layer of base insulation	OB500	TPO-QSALV50	-110.0
R-282.	Existing gravel-surfaced asphaltic built-up roof, brushed / spudded and vacuumed to remove loose gravel	Min. 1.5-inch EnergyGuard Polyiso Insulation	OB500, 6-inch o.c.	(Optional) Additional layer of base insulation	OB500, 6-inch o.c.	TPO-QSALV50	-157.5
R-283.	Existing gravel-surfaced asphaltic built-up roof, brushed / spudded and vacuumed to remove loose gravel	Min. 1.5-inch EnergyGuard Polyiso Insulation	OB500, 4-inch o.c.	(Optional) Additional layer of base insulation	OB500, 4-inch o.c.	TPO-QSALV50	-200.0
R-284.	Existing gravel-surfaced asphaltic built-up roof, brushed / spudded and vacuumed to remove loose gravel	(Optional) Min. 1.5-inch EnergyGuard Polyiso Insulation	OB500	Min. 1.5-inch EnergyGuard Polyiso-HD Composite Insulation or Ultra HD Composite Insulation	OB500	TPO-QSALV50	-110.0
R-285.	Existing gravel-surfaced asphaltic built-up roof, brushed / spudded and vacuumed to remove loose gravel	(Optional) Min. 1.5-inch EnergyGuard Polyiso Insulation	OB500, 6-inch o.c.	Min. 1.5-inch EnergyGuard Polyiso-HD Composite Insulation or Ultra HD Composite Insulation	OB500, 6-inch o.c.	TPO-QSALV50	-157.5
R-286.	Existing gravel-surfaced asphaltic built-up roof, brushed / spudded and vacuumed to remove loose gravel	(Optional) Min. 1.5-inch EnergyGuard Polyiso Insulation	OB500, 4-inch o.c.	Min. 1.5-inch Ultra HD Composite Insulation	OB500, 4-inch o.c.	TPO-QSALV50	-187.5
R-287.	Existing smooth- or granule-surfaced asphaltic built-up roof or smooth- or granule-surfaced SBS or granule-surfaced APP modified bitumen	(Optional) Min. 0.5-inch EnergyGuard Polyiso Insulation, EnergyGuard Ultra	OB500	Min. 1.5-inch EnergyGuard Polyiso-HD Composite Insulation	OB500	TPO-QSALV50	-165.0

TABLE 7A: RECOVER APPLICATIONS
SYSTEM TYPE A-1: BONDED INSULATION, BONDED ROOF COVER*

^A The reported MDP documents the allowable maximum design pressure of the new insulation, coverboard and roof cover when adhered to the substrate, irrespective of the deck type (See Note 1) or performance of the substrate (See Note 12). The deck and substrate shall be capable of resisting the project design pressure requirements, not to exceed the noted MDP, to the satisfaction of the Authority Having Jurisdiction

System No.	Substrate (Note 1 and Note 12)	Base Insulation Layer		Top Insulation Layer		Roof Cover (Note 15)	MDP (psf)* ^A
		Type	Attach (Notes 6,7,8)	Type	Attach (Notes 6,7,8)		
R-288.	Existing smooth- or granule-surfaced asphaltic built-up roof or smooth- or granule-surfaced SBS or granule-surfaced APP modified bitumen	(Optional) Min. 0.5-inch EnergyGuard Polyiso Insulation, EnergyGuard Ultra	OB500	Min. 1.5-inch Ultra HD Composite Insulation	OB500	TPO-QSALV50	-187.5
R-289.	Existing smooth- or granule-surfaced asphaltic built-up roof; smooth- or granule-surfaced SBS modified bitumen or granule-surfaced APP modified bitumen	Min. 1.5-inch Insulfoam	OB500	Min. 0.25-inch DensDeck Prime	OB500	TPO-QSALV50	-45.0
R-290.	Existing smooth- or granule-surfaced asphaltic built-up roof; smooth- or granule-surfaced SBS modified bitumen or granule-surfaced APP modified bitumen	Min. 1.5-inch EnergyGuard RA, EnergyGuard RH or EnergyGuard RN or min. 2-inch, min. 2.0 pcf Insulfoam Roofing EPS	OB500	Min. 0.25-inch DensDeck Prime	OB500	TPO-QSALV50	-120.0
R-291.	Existing smooth- or granule-surfaced asphaltic built-up roof; smooth- or granule-surfaced SBS or APP modified bitumen	(Optional) Min. 0.5-inch EnergyGuard Polyiso Insulation, EnergyGuard Ultra or min. 1.5-inch EnergyGuard RH	OB500	Min. 0.25-inch DensDeck Prime	OB500	TPO-QSALV50	-202.5
R-292.	Existing smooth- or granule-surfaced asphaltic built-up roof; smooth- or granule-surfaced SBS modified bitumen or granule-surfaced APP modified bitumen	(Optional) Min. 1.5-inch EnergyGuard RA, EnergyGuard RH or EnergyGuard RN or min. 2-inch, min. 2.0 pcf Insulfoam Roofing EPS	OB500	Min. 0.25-inch SECUROCK Gypsum-Fiber Roof Board	OB500	TPO-QSALV50	-120.0
R-293.	Existing smooth- or granule-surfaced asphaltic built-up roof; smooth- or granule-surfaced SBS or APP modified bitumen	(Optional) Min. 0.5-inch EnergyGuard Polyiso Insulation, EnergyGuard Ultra or min. 1.5-inch EnergyGuard RH	OB500	Min. 0.25-inch SECUROCK Gypsum-Fiber Roof Board	OB500	TPO-QSALV50	-225.0
R-294.	Existing smooth- or granule-surfaced asphaltic built-up roof; smooth- or granule-surfaced SBS modified bitumen or granule-surfaced APP modified bitumen	(Optional) Min. 0.5-inch EnergyGuard Polyiso Insulation or min. 1.5-inch EnergyGuard RH	OB500	Min. 0.5-inch EnergyGuard HD Polyiso Cover Board or EnergyGuard HD Plus Polyiso Cover Board or min. 1.5-inch EnergyGuard Polyiso-HD Composite Insulation or Ultra HD Composite Insulation	OB500	TPO-QSALV50	-97.5
EVERGUARD TPO FLEECE-BACK MEMBRANE IN EVERGUARD WB181 BONDING ADHESIVE:							
R-295.	Existing smooth- or granule-surfaced asphaltic built-up roof or smooth- or granule-surfaced modified bitumen	Min. 1-inch EnergyGuard Polyiso Insulation, EnergyGuard Ultra	LRF-M	None	N/A	TPOFB-WB	-45.0
R-296.	Existing smooth- or granule-surfaced asphaltic built-up roof or smooth- or granule-surfaced modified bitumen	Min. 0.5-inch EnergyGuard Polyiso Insulation, EnergyGuard Ultra	LRF-M	None	N/A	TPOFB-WB	-75.0
R-297.	Existing gravel-surfaced asphaltic built-up roof, brushed / spudded and vacuumed to remove loose gravel	Min. 1.5-inch EnergyGuard Polyiso Insulation	LRF-M	(Optional) Additional layer of base insulation	LRF-M	TPOFB-WB	-110.0
R-298.	Existing gravel-surfaced asphaltic built-up roof, brushed / spudded and vacuumed to remove loose gravel	Min. 1.5-inch EnergyGuard Polyiso Insulation	LRF-M, 6-inch o.c.	(Optional) Additional layer of base insulation	LRF-M, 6-inch o.c.	TPOFB-WB	-157.5
R-299.	Existing gravel-surfaced asphaltic built-up roof, brushed / spudded and vacuumed to remove loose gravel	Min. 1.5-inch EnergyGuard Polyiso Insulation	LRF-M, 4-inch o.c.	(Optional) Additional layer of base insulation	LRF-M, 4-inch o.c.	TPOFB-WB	-200.0

TABLE 7A: RECOVER APPLICATIONS
SYSTEM TYPE A-1: BONDED INSULATION, BONDED ROOF COVER*

^A The reported MDP documents the allowable maximum design pressure of the new insulation, coverboard and roof cover when adhered to the substrate, irrespective of the deck type (See Note 1) or performance of the substrate (See Note 12). The deck and substrate shall be capable of resisting the project design pressure requirements, not to exceed the noted MDP, to the satisfaction of the Authority Having Jurisdiction

System No.	Substrate (Note 1 and Note 12)	Base Insulation Layer		Top Insulation Layer		Roof Cover (Note 15)	MDP (psf)* ^A
		Type	Attach (Notes 6,7,8)	Type	Attach (Notes 6,7,8)		
R-300.	Existing gravel-surfaced asphaltic built-up roof, brushed / spudded and vacuumed to remove loose gravel	(Optional) Min. 1.5-inch EnergyGuard Polyiso Insulation	LRF-M	Min. 1.5-inch EnergyGuard Polyiso-HD Composite Insulation or Ultra HD Composite Insulation	LRF-M	TPOFB-WB	-110.0
R-301.	Existing gravel-surfaced asphaltic built-up roof, brushed / spudded and vacuumed to remove loose gravel	(Optional) Min. 1.5-inch EnergyGuard Polyiso Insulation	LRF-M, 6-inch o.c.	Min. 1.5-inch EnergyGuard Polyiso-HD Composite Insulation or Ultra HD Composite Insulation	LRF-M, 6-inch o.c.	TPOFB-WB	-157.5
R-302.	Existing gravel-surfaced asphaltic built-up roof, brushed / spudded and vacuumed to remove loose gravel	(Optional) Min. 1.5-inch EnergyGuard Polyiso Insulation	LRF-M, 4-inch o.c.	Min. 1.5-inch Ultra HD Composite Insulation	LRF-M, 4-inch o.c.	TPOFB-WB	-187.5
R-303.	Existing smooth- or granule-surfaced asphaltic built-up roof or smooth- or granule-surfaced SBS or granule-surfaced APP modified bitumen	(Optional) Min. 0.5-inch EnergyGuard Polyiso Insulation, EnergyGuard Ultra	LRF-M	Min. 1.5-inch EnergyGuard Polyiso-HD Composite Insulation	LRF-M	TPOFB-WB	-165.0
R-304.	Existing smooth- or granule-surfaced asphaltic built-up roof or smooth- or granule-surfaced SBS or granule-surfaced APP modified bitumen	(Optional) Min. 0.5-inch EnergyGuard Polyiso Insulation, EnergyGuard Ultra	LRF-M	Min. 1.5-inch Ultra HD Composite Insulation	LRF-M	TPOFB-WB	-187.5
R-305.	Existing smooth- or granule-surfaced asphaltic built-up roof or smooth- or granule-surfaced modified bitumen	(Optional) Min. 0.5-inch EnergyGuard Polyiso Insulation or min. 1.5-inch EnergyGuard RH	LRF-M	Min. 0.5-inch EnergyGuard RH HD Polyiso Insulation, EnergyGuard HD Polyiso Cover Board or EnergyGuard HD Plus Polyiso Cover Board or min. 1.5-inch EnergyGuard Polyiso-HD Composite Insulation or Ultra HD Composite Insulation	LRF-M	TPOFB-WB	-75.0
R-306.	Existing smooth- or granule-surfaced asphaltic built-up roof or smooth- or granule-surfaced SBS or granule-surfaced APP modified bitumen	(Optional when using coverboard) Min. 0.5-inch EnergyGuard Polyiso Insulation, EnergyGuard Ultra or min. 1.5-inch EnergyGuard RH	LRF-M	(Optional when using base insulation) Min. 0.25-inch DensDeck Prime or SECUROCK Gypsum-Fiber Roof Board	LRF-M	TPOFB-WB	-225.0
R-307.	Existing smooth- or granule-surface asphalt BUR or SBS modified bitumen or granule-surface APP modified bitumen	(Optional) Min. 1.5-inch EnergyGuard Polyiso Insulation or EnergyGuard RH	LRF-M Canister	Min. 0.5-inch EnergyGuard RH HD Polyiso Insulation, EnergyGuard HD Polyiso Cover Board or EnergyGuard HD Plus Polyiso Cover Board or min. 1.5-inch EnergyGuard Polyiso-HD Composite Insulation	LRF-M Canister	TPOFB-WB	-97.5
R-308.	Existing smooth- or granule-surface asphalt BUR or SBS modified bitumen or granule-surface APP modified bitumen	(Optional) Min. 1.5-inch EnergyGuard Polyiso Insulation	LRF-M Canister	Min. 1.5-inch EnergyGuard Polyiso-HD Composite Insulation	LRF-M Canister	TPOFB-WB	-165.0
R-309.	Existing smooth- or granule-surface asphalt BUR or SBS modified bitumen or granule-surface APP modified bitumen	(Optional) Min. 1.5-inch EnergyGuard Polyiso Insulation	LRF-M Canister	Additional optional layers base insulation followed by min. 0.25-inch DensDeck Prime or SECUROCK Gypsum-Fiber Roof Board	LRF-M Canister	TPOFB-WB	-232.5
R-310.	Existing smooth- or granule-surface asphalt BUR or SBS modified bitumen or granule-surface APP modified bitumen	Min. 1.5-inch EnergyGuard Polyiso Insulation	LRF-M Canister	(Optional) Additional layers of base insulation	LRF-M Canister	TPOFB-WB	-247.5

TABLE 7A: RECOVER APPLICATIONS
SYSTEM TYPE A-1: BONDED INSULATION, BONDED ROOF COVER*

^A The reported MDP documents the allowable maximum design pressure of the new insulation, coverboard and roof cover when adhered to the substrate, irrespective of the deck type (See Note 1) or performance of the substrate (See Note 12). The deck and substrate shall be capable of resisting the project design pressure requirements, not to exceed the noted MDP, to the satisfaction of the Authority Having Jurisdiction

System No.	Substrate (Note 1 and Note 12)	Base Insulation Layer		Top Insulation Layer		Roof Cover (Note 15)	MDP (psf)* ^A
		Type	Attach (Notes 6,7,8)	Type	Attach (Notes 6,7,8)		
R-311.	Existing smooth- or granule-surfaced asphaltic built-up roof or smooth- or granule-surfaced modified bitumen	Min. 1-inch EnergyGuard Polyiso Insulation, EnergyGuard Ultra	LRF-XF	None	N/A	TPOFB-WB	-45.0
R-312.	Existing gravel-surfaced asphaltic built-up roof, brushed / spudded and vacuumed to remove loose gravel	Min. 1.5-inch EnergyGuard Polyiso Insulation	LRF-XF	(Optional) Additional layer of base insulation	LRF-XF	TPOFB-WB	-110.0
R-313.	Existing gravel-surfaced asphaltic built-up roof, brushed / spudded and vacuumed to remove loose gravel	Min. 1.5-inch EnergyGuard Polyiso Insulation	LRF-XF, 6-inch o.c.	(Optional) Additional layer of base insulation	LRF-XF, 6-inch o.c.	TPOFB-WB	-157.5
R-314.	Existing smooth- or granule-surfaced asphaltic built-up roof; smooth- or granule-surfaced SBS or APP modified bitumen	Min. 0.5-inch EnergyGuard Polyiso Insulation, EnergyGuard Ultra or EnergyGuard RH	LRF-XF	(Optional) Additional layers base insulation	LRF-XF	TPOFB-WB	-180.0
R-315.	Existing gravel-surfaced asphaltic built-up roof, brushed / spudded and vacuumed to remove loose gravel	Min. 1.5-inch EnergyGuard Polyiso Insulation	LRF-XF, 4-inch o.c.	(Optional) Additional layer of base insulation	LRF-XF, 4-inch o.c.	TPOFB-WB	-200.0
R-316.	Existing gravel-surfaced asphaltic built-up roof, brushed / spudded and vacuumed to remove loose gravel	(Optional) Min. 1.5-inch EnergyGuard Polyiso Insulation	LRF-XF	Min. 1.5-inch EnergyGuard Polyiso-HD Composite Insulation or Ultra HD Composite Insulation	LRF-XF	TPOFB-WB	-110.0
R-317.	Existing gravel-surfaced asphaltic built-up roof, brushed / spudded and vacuumed to remove loose gravel	(Optional) Min. 1.5-inch EnergyGuard Polyiso Insulation	LRF-XF, 6-inch o.c.	Min. 1.5-inch EnergyGuard Polyiso-HD Composite Insulation or Ultra HD Composite Insulation	LRF-XF, 6-inch o.c.	TPOFB-WB	-157.5
R-318.	Existing gravel-surfaced asphaltic built-up roof, brushed / spudded and vacuumed to remove loose gravel	(Optional) Min. 1.5-inch EnergyGuard Polyiso Insulation	LRF-XF, 4-inch o.c.	Min. 1.5-inch Ultra HD Composite Insulation	LRF-XF, 4-inch o.c.	TPOFB-WB	-187.5
R-319.	Existing smooth- or granule-surfaced asphaltic built-up roof or smooth- or granule-surfaced SBS or granule-surfaced APP modified bitumen	(Optional) Min. 0.5-inch EnergyGuard Polyiso Insulation, EnergyGuard Ultra	LRF-XF	Min. 1.5-inch EnergyGuard Polyiso-HD Composite Insulation	LRF-XF	TPOFB-WB	-165.0
R-320.	Existing smooth- or granule-surfaced asphaltic built-up roof or smooth- or granule-surfaced SBS or granule-surfaced APP modified bitumen	(Optional) Min. 0.5-inch EnergyGuard Polyiso Insulation, EnergyGuard Ultra	LRF-XF	Min. 1.5-inch Ultra HD Composite Insulation	LRF-XF	TPOFB-WB	-187.5
R-321.	Existing smooth- or granule-surfaced asphaltic built-up roof; smooth- or granule-surfaced SBS modified bitumen or granule-surfaced APP modified bitumen	Min. 1-inch EnergyGuard Polyiso Insulation, EnergyGuard Ultra	OB500	None	OB500	TPOFB-WB	-45.0
R-322.	Existing gravel-surfaced asphaltic built-up roof, brushed / spudded and vacuumed to remove loose gravel	Min. 1.5-inch EnergyGuard Polyiso Insulation	OB500	(Optional) Additional layer of base insulation	OB500	TPOFB-WB	-110.0
R-323.	Existing smooth- or granule-surfaced asphaltic built-up roof; smooth- or granule-surfaced SBS modified bitumen or granule-surfaced APP modified bitumen	Min. 1.5-inch EnergyGuard RA, EnergyGuard RH, EnergyGuard RN	OB500	(Optional) Additional layers base insulation	OB500	TPOFB-WB	-120.0
R-324.	Existing gravel-surfaced asphaltic built-up roof, brushed / spudded and vacuumed to remove loose gravel	Min. 1.5-inch EnergyGuard Polyiso Insulation	OB500, 6-inch o.c.	(Optional) Additional layer of base insulation	OB500, 6-inch o.c.	TPOFB-WB	-157.5
R-325.	Existing gravel-surfaced asphaltic built-up roof, brushed / spudded and vacuumed to remove loose gravel	Min. 1.5-inch EnergyGuard Polyiso Insulation	OB500, 4-inch o.c.	(Optional) Additional layer of base insulation	OB500, 4-inch o.c.	TPOFB-WB	-200.0

TABLE 7A: RECOVER APPLICATIONS

SYSTEM TYPE A-1: BONDED INSULATION, BONDED ROOF COVER*

^A The reported MDP documents the allowable maximum design pressure of the new insulation, coverboard and roof cover when adhered to the substrate, irrespective of the deck type (See Note 1) or performance of the substrate (See Note 12). The deck and substrate shall be capable of resisting the project design pressure requirements, not to exceed the noted MDP, to the satisfaction of the Authority Having Jurisdiction

System No.	Substrate (Note 1 and Note 12)	Base Insulation Layer		Top Insulation Layer		Roof Cover (Note 15)	MDP (psf)* ^A
		Type	Attach (Notes 6,7,8)	Type	Attach (Notes 6,7,8)		
R-326.	Existing gravel-surfaced asphaltic built-up roof, brushed / spudded and vacuumed to remove loose gravel	(Optional) Min. 1.5-inch EnergyGuard Polyiso Insulation	OB500	Min. 1.5-inch EnergyGuard Polyiso-HD Composite Insulation or Ultra HD Composite Insulation	OB500	TPOFB-WB	-110.0
R-327.	Existing gravel-surfaced asphaltic built-up roof, brushed / spudded and vacuumed to remove loose gravel	(Optional) Min. 1.5-inch EnergyGuard Polyiso Insulation	OB500, 6-inch o.c.	Min. 1.5-inch EnergyGuard Polyiso-HD Composite Insulation or Ultra HD Composite Insulation	OB500, 6-inch o.c.	TPOFB-WB	-157.5
R-328.	Existing gravel-surfaced asphaltic built-up roof, brushed / spudded and vacuumed to remove loose gravel	(Optional) Min. 1.5-inch EnergyGuard Polyiso Insulation	OB500, 4-inch o.c.	Min. 1.5-inch Ultra HD Composite Insulation	OB500, 4-inch o.c.	TPOFB-WB	-187.5
R-329.	Existing smooth- or granule-surfaced asphaltic built-up roof or smooth- or granule-surfaced SBS or granule-surfaced APP modified bitumen	(Optional) Min. 0.5-inch EnergyGuard Polyiso Insulation, EnergyGuard Ultra	OB500	Min. 1.5-inch EnergyGuard Polyiso-HD Composite Insulation	OB500	TPOFB-WB	-165.0
R-330.	Existing smooth- or granule-surfaced asphaltic built-up roof or smooth- or granule-surfaced SBS or granule-surfaced APP modified bitumen	(Optional) Min. 0.5-inch EnergyGuard Polyiso Insulation, EnergyGuard Ultra	OB500	Min. 1.5-inch Ultra HD Composite Insulation	OB500	TPOFB-WB	-187.5
R-331.	Existing smooth- or granule-surfaced asphaltic built-up roof; smooth- or granule-surfaced SBS modified bitumen or granule-surfaced APP modified bitumen	(Optional) Min. 0.5-inch EnergyGuard Polyiso Insulation or min. 1.5-inch EnergyGuard RH	OB500	Min. 0.5-inch EnergyGuard RH HD Polyiso Insulation, EnergyGuard HD Polyiso Cover Board or EnergyGuard HD Plus Polyiso Cover Board or min. 1.5-inch EnergyGuard Polyiso-HD Composite Insulation or Ultra HD Composite Insulation	OB500	TPOFB-WB	-97.5
R-332.	Existing smooth- or granule-surfaced asphaltic built-up roof; smooth- or granule-surfaced SBS modified bitumen or granule-surfaced APP modified bitumen	(Optional) Min. 1.5-inch EnergyGuard RA, EnergyGuard RH, EnergyGuard RN	OB500	Min. 0.25-inch DensDeck Prime or SECUROCK Gypsum-Fiber Roof Board	OB500	TPOFB-WB	-120.0
R-333.	Existing smooth- or granule-surfaced asphaltic built-up roof; smooth- or granule-surfaced SBS or APP modified bitumen	(Optional when using coverboard) Min. 0.5-inch EnergyGuard Polyiso Insulation, EnergyGuard Ultra or min. 1.5-inch EnergyGuard RH	OB500	(Optional when using base insulation) Min. 0.25-inch DensDeck Prime or SECUROCK Gypsum-Fiber Roof Board	OB500	TPOFB-WB	-225.0
EVERGUARD TPO FLEECE-BACK MEMBRANE OR EVERGUARD TPO FLEECE-BACK MEMBRANE 100, 115 OR 135 IN LRF ADHESIVE M OR LRF ADHESIVE O:							
R-334.	Existing smooth- or granule-surfaced asphaltic built-up roof or smooth- or granule-surfaced modified bitumen	(Optional) Min. 1-inch EnergyGuard RA, EnergyGuard RH, EnergyGuard RN	LRF-M	Min. 1.5-inch EnergyGuard RA or EnergyGuard RN	LRF-M	TPOFB-LM1, TPOFB-LM2, TPOFB-LO1 or TPOFB-LO2 (12-inch o.c.)	-45.0
R-335.	Existing smooth- or granule-surfaced asphaltic built-up roof or smooth- or granule-surfaced modified bitumen	(Optional) Min. 1-inch EnergyGuard RA, EnergyGuard RH, EnergyGuard RN	LRF-M	Min. 1.5-inch EnergyGuard RH	LRF-M	TPOFB-LO1 or TPOFB-LO2 (12-inch o.c.)	-45.0
R-336.	Existing smooth- or granule-surfaced asphaltic built-up roof or smooth- or granule-surfaced modified bitumen	Min. 0.5-inch EnergyGuard Polyiso Insulation, EnergyGuard Ultra	LRF-M	None	N/A	TPOFB-LM1, TPOFB-LM2, TPOFB-LO1 or TPOFB-LO2 (12-inch o.c.)	-60.0

TABLE 7A: RECOVER APPLICATIONS
SYSTEM TYPE A-1: BONDED INSULATION, BONDED ROOF COVER*

^A The reported MDP documents the allowable maximum design pressure of the new insulation, coverboard and roof cover when adhered to the substrate, irrespective of the deck type (See Note 1) or performance of the substrate (See Note 12). The deck and substrate shall be capable of resisting the project design pressure requirements, not to exceed the noted MDP, to the satisfaction of the Authority Having Jurisdiction

System No.	Substrate (Note 1 and Note 12)	Base Insulation Layer		Top Insulation Layer		Roof Cover (Note 15)	MDP (psf)* ^A
		Type	Attach (Notes 6,7,8)	Type	Attach (Notes 6,7,8)		
R-337.	Existing smooth- or granule-surfaced asphaltic built-up roof; smooth- or granule surfaced SBS modified bitumen or gravel-surfaced asphaltic built-up roof, brushed / spudded and vacuumed to remove loose gravel	Min. 1.5-inch EnergyGuard Polyiso Insulation	LRF-M	(Optional) Additional layer of base insulation	LRF-M	TPOFB-LM1, TPOFB-LM2, TPOFB-LO1 or TPOFB-LO2 (12-inch o.c.)	-60.0
R-338.	Existing smooth- or granule-surfaced asphaltic built-up roof or smooth- or granule-surfaced modified bitumen	(Optional) Min. 0.5-inch EnergyGuard Polyiso Insulation, EnergyGuard Ultra	LRF-M	Min. 1.5-inch EnergyGuard Polyiso-HD Composite Insulation or Ultra HD Composite Insulation	LRF-M	TPOFB-LM1, TPOFB-LM2, TPOFB-LO1 or TPOFB-LO2 (12-inch o.c.)	-60.0
R-339.	Existing gravel-surfaced asphaltic built-up roof, brushed / spudded and vacuumed to remove loose gravel	(Optional) Min. 1.5-inch EnergyGuard Polyiso Insulation, EnergyGuard Ultra	LRF-M	Min. 1.5-inch EnergyGuard Polyiso-HD Composite Insulation or Ultra HD Composite Insulation	LRF-M	TPOFB-LM1, TPOFB-LM2, TPOFB-LO1 or TPOFB-LO2 (12-inch o.c.)	-60.0
R-340.	Existing smooth- or granule-surfaced asphaltic built-up roof or smooth- or granule-surfaced modified bitumen	(Optional) Min. 0.5-inch EnergyGuard Polyiso Insulation, EnergyGuard Ultra or min. 1-inch EnergyGuard RA, EnergyGuard RH, EnergyGuard RN	LRF-M	Min. 0.25-inch DensDeck Prime	LRF-M	TPOFB-LO1 or TPOFB-LO2 (12-inch o.c.)	-45.0
R-341.	Existing smooth- or granule-surfaced asphaltic built-up roof or smooth- or granule-surfaced modified bitumen	(Optional) Min. 0.5-inch EnergyGuard Polyiso Insulation, EnergyGuard Ultra or min. 1-inch EnergyGuard RA, EnergyGuard RH, EnergyGuard RN	LRF-M	Min. 0.25-inch SECUROCK Gypsum-Fiber Roof Board	LRF-M	TPOFB-LM1, TPOFB-LM2, TPOFB-LO1 or TPOFB-LO2 (12-inch o.c.)	-45.0
R-342.	Existing smooth- or granule-surfaced asphaltic built-up roof or smooth- or granule-surfaced modified bitumen	(Optional) Min. 0.5-inch EnergyGuard Polyiso Insulation, EnergyGuard Ultra or min. 1-inch EnergyGuard RA, EnergyGuard RH, EnergyGuard RN	LRF-M	Min. 0.25-inch DEXcell FA Glass Mat Roof Board	LRF-M	TPOFB-LM1 or TPOFB-LM2 (12-inch o.c.)	-45.0
R-343.	Existing smooth- or granule-surfaced asphaltic built-up roof or smooth- or granule-surfaced modified bitumen	(Optional) Min. 0.5-inch EnergyGuard Polyiso Insulation, EnergyGuard Ultra	LRF-M	Min. 1.5-inch EnergyGuard Polyiso-HD Composite Insulation	LRF-M	TPOFB-LM1, TPOFB-LM2, TPOFB-LO1 or TPOFB-LO2 (4-inch o.c.)	-165.0
R-344.	Existing smooth- or granule-surfaced asphaltic built-up roof or smooth- or granule-surfaced modified bitumen	(Optional) Min. 0.5-inch EnergyGuard Polyiso Insulation, EnergyGuard Ultra	LRF-M	Min. 1.5-inch Ultra HD Composite Insulation	LRF-M	TPOFB-LM1, TPOFB-LM2, TPOFB-LO1 or TPOFB-LO2 (4-inch o.c.)	-180.0
R-345.	Existing smooth- or granule-surfaced asphaltic built-up roof or smooth- or granule-surfaced modified bitumen	(Optional) Min. 0.5-inch EnergyGuard Polyiso Insulation, EnergyGuard Ultra Polyiso Insulation, EnergyGuard RH or EnergyGuard RN	LRF-M	Optional additional layers base insulation followed by min. 0.25-inch DensDeck Prime or SECUROCK Gypsum-Fiber Roof Board	LRF-M	TPOFB-LM1, TPOFB-LM2, TPOFB-LO1 or TPOFB-LO2 (4-inch o.c.)	-180.0
R-346.	Existing smooth- or granule-surfaced asphaltic built-up roof or smooth- or granule-surfaced modified bitumen	(Optional) Min. 0.5-inch EnergyGuard Polyiso Insulation, EnergyGuard Ultra Polyiso Insulation, EnergyGuard RH or EnergyGuard RN	LRF-M	Optional additional layers base insulation followed by min. 0.25-inch DEXcell FA Glass Mat Roof Board	LRF-M	TPOFB-LM1 or TPOFB-LM2 (4-inch o.c.)	-180.0

TABLE 7A: RECOVER APPLICATIONS
SYSTEM TYPE A-1: BONDED INSULATION, BONDED ROOF COVER*

^A The reported MDP documents the allowable maximum design pressure of the new insulation, coverboard and roof cover when adhered to the substrate, irrespective of the deck type (See Note 1) or performance of the substrate (See Note 12). The deck and substrate shall be capable of resisting the project design pressure requirements, not to exceed the noted MDP, to the satisfaction of the Authority Having Jurisdiction

System No.	Substrate (Note 1 and Note 12)	Base Insulation Layer		Top Insulation Layer		Roof Cover (Note 15)	MDP (psf)* ^A
		Type	Attach (Notes 6,7,8)	Type	Attach (Notes 6,7,8)		
R-347.	Existing smooth- or granule-surface asphalt BUR or SBS modified bitumen or granule-surface APP modified bitumen	Min. 1.5-inch EnergyGuard RA, EnergyGuard RH or EnergyGuard RN	LRF-M Canister	(Optional) Additional layers base insulation	LRF-M Canister	TPOFB-LM1, TPOFB-LM2, TPOFB-LO1 or TPOFB-LO2 (12-inch o.c.)	-45.0
R-348.	Existing smooth- or granule-surface asphalt BUR or SBS modified bitumen or granule-surface APP modified bitumen	Min. 1.5-inch EnergyGuard RA, EnergyGuard RH. EnergyGuard RN	LRF-M Canister	Min. 0.25-inch DensDeck Prime	LRF-M Canister	TPOFB-LO1 or TPOFB-LO2 (12-inch o.c.)	-45.0
R-349.	Existing smooth- or granule-surface asphalt BUR or SBS modified bitumen or granule-surface APP modified bitumen	Min. 1.5-inch EnergyGuard Polyiso Insulation	LRF-M Canister	Additional optional layers base insulation followed by min. 0.25-inch DensDeck Prime	LRF-M Canister	TPOFB-LO1 or TPOFB-LO2 (12-inch o.c.)	-45.0
R-350.	Existing smooth- or granule-surface asphalt BUR or SBS modified bitumen or granule-surface APP modified bitumen	Min. 1.5-inch EnergyGuard RA, EnergyGuard RH. EnergyGuard RN	LRF-M Canister	Min. 0.25-inch SECUROCK Gypsum-Fiber Roof Board	LRF-M Canister	TPOFB-LM1, TPOFB-LM2, TPOFB-LO1 or TPOFB-LO2 (12-inch o.c.)	-45.0
R-351.	Existing smooth- or granule-surface asphalt BUR or SBS modified bitumen or granule-surface APP modified bitumen	Min. 1.5-inch EnergyGuard Polyiso Insulation	LRF-M Canister	Additional optional layers base insulation followed by min. 0.25-inch SECUROCK Gypsum-Fiber Roof Board	LRF-M Canister	TPOFB-LM1, TPOFB-LM2, TPOFB-LO1 or TPOFB-LO2 (12-inch o.c.)	-45.0
R-352.	Existing smooth- or granule-surface asphalt BUR or SBS modified bitumen or granule-surface APP modified bitumen	Min. 1.5-inch EnergyGuard Polyiso Insulation	LRF-M Canister	(Optional) Additional layers base insulation	LRF-M Canister	TPOFB-LM1, TPOFB-LM2, TPOFB-LO1 or TPOFB-LO2 (12-inch o.c.)	-60.0
R-353.	Existing smooth- or granule-surface asphalt BUR or SBS modified bitumen or granule-surface APP modified bitumen	(Optional) Min. 1.5-inch EnergyGuard Polyiso Insulation	LRF-M Canister	Min. 1.5-inch EnergyGuard Polyiso-HD Composite Insulation	LRF-M Canister	TPOFB-LM1, TPOFB-LM2, TPOFB-LO1 or TPOFB-LO2 (12-inch o.c.)	-60.0
R-354.	Existing smooth- or granule-surface asphalt BUR or SBS modified bitumen or granule-surface APP modified bitumen	Min. 1.5-inch EnergyGuard Polyiso Insulation, EnergyGuard RN, EnergyGuard RM	LRF-M Canister	Min. 0.25-inch DensDeck Prime or SECUROCK Gypsum-Fiber Roof Board	LRF-M Canister	TPOFB-LM1 or TPOFB-LM2 (12-inch o.c.)	-67.5
R-355.	Existing smooth- or granule-surface asphalt BUR or SBS modified bitumen or granule-surface APP modified bitumen	(Optional) Min. 1.5-inch EnergyGuard Polyiso Insulation	LRF-M Canister	Min. 1.5-inch EnergyGuard Polyiso-HD Composite Insulation	LRF-M Canister	TPOFB-LM1, TPOFB-LM2, TPOFB-LO1 or TPO-LO2 (4-inch o.c.)	-165.0
R-356.	Existing smooth- or granule-surface asphalt BUR or SBS modified bitumen or granule-surface APP modified bitumen	Min. 1.5-inch EnergyGuard Polyiso Insulation, EnergyGuard RH or EnergyGuard RN	LRF-M Canister	Optional additional layers base insulation followed by min. 0.25-inch DensDeck Prime or SECUROCK Gypsum-Fiber Roof Board	LRF-M Canister	TPOFB-LM1, TPOFB-LM2, TPOFB-LO1 or TPO-LO2 (4-inch o.c.)	-180.0
R-357.	Existing smooth- or granule-surface asphalt BUR or SBS modified bitumen or granule-surface APP modified bitumen	Min. 0.25-inch DensDeck Prime or SECUROCK Gypsum-Fiber Roof Board	LRF-M Canister	None	N/A	TPOFB-LM1, TPOFB-LM2, TPOFB-LO1 or TPO-LO2 (4-inch o.c.)	-195.0
R-358.	Existing smooth- or granule-surface asphalt BUR or SBS modified bitumen or granule-surface APP modified bitumen	Min. 1.5-inch EnergyGuard Polyiso Insulation	LRF-M Canister	(Optional) Additional layers base insulation	LRF-M Canister	TPOFB-LM1 or TPOFB-LM2 (4-inch o.c.)	-210.0

TABLE 7A: RECOVER APPLICATIONS
SYSTEM TYPE A-1: BONDED INSULATION, BONDED ROOF COVER*

^A The reported MDP documents the allowable maximum design pressure of the new insulation, coverboard and roof cover when adhered to the substrate, irrespective of the deck type (See Note 1) or performance of the substrate (See Note 12). The deck and substrate shall be capable of resisting the project design pressure requirements, not to exceed the noted MDP, to the satisfaction of the Authority Having Jurisdiction

System No.	Substrate (Note 1 and Note 12)	Base Insulation Layer		Top Insulation Layer		Roof Cover (Note 15)	MDP (psf)* ^A
		Type	Attach (Notes 6,7,8)	Type	Attach (Notes 6,7,8)		
R-359.	Existing smooth- or granule-surfaced asphaltic built-up roof or smooth- or granule-surfaced modified bitumen	Min. 1-inch EnergyGuard Polyiso Insulation, EnergyGuard Ultra	LRF-XF	None	N/A	TPOFB-LM1, TPOFB-LM2, TPOFB-LO1 or TPOFB-LO2 (12-inch o.c.)	-45.0
R-360.	Existing smooth- or granule-surfaced asphaltic built-up roof; smooth- or granule surfaced SBS modified bitumen or gravel-surfaced asphaltic built-up roof, brushed / spudded and vacuumed to remove loose gravel	Min. 1.5-inch EnergyGuard Polyiso Insulation	LRF-XF	(Optional) Additional layer of base insulation	LRF-XF	TPOFB-LM1, TPOFB-LM2, TPOFB-LO1 or TPOFB-LO2 (12-inch o.c.)	-60.0
R-361.	Existing smooth- or granule-surfaced asphaltic built-up roof or smooth- or granule-surfaced modified bitumen	(Optional) Min. 1-inch EnergyGuard Polyiso Insulation, EnergyGuard Ultra	LRF-XF	Min. 1.5-inch EnergyGuard Polyiso-HD Composite Insulation or Ultra HD Composite Insulation	LRF-XF	TPOFB-LM1, TPOFB-LM2, TPOFB-LO1 or TPOFB-LO2 (12-inch o.c.)	-45.0
R-362.	Existing smooth- or granule-surfaced asphaltic built-up roof; smooth- or granule surfaced SBS modified bitumen or gravel-surfaced asphaltic built-up roof, brushed / spudded and vacuumed to remove loose gravel	(Optional) Min. 1.5-inch EnergyGuard Polyiso Insulation, EnergyGuard Ultra	LRF-XF	Min. 1.5-inch EnergyGuard Polyiso-HD Composite Insulation or Ultra HD Composite Insulation	LRF-XF	TPOFB-LM1, TPOFB-LM2, TPOFB-LO1 or TPOFB-LO2 (12-inch o.c.)	-60.0
R-363.	Existing smooth- or granule-surfaced asphaltic built-up roof; smooth- or granule-surfaced SBS modified bitumen or granule-surfaced APP modified bitumen	(Optional) Min. 0.5-inch EnergyGuard Polyiso Insulation, EnergyGuard Ultra	LRF-XF	Min. 1.5-inch EnergyGuard Polyiso-HD Composite Insulation	LRF-XF	TPOFB-LM1, TPOFB-LM2, TPOFB-LO1 or TPOFB-LO2 (4-inch o.c.)	-165.0
R-364.	Existing smooth- or granule-surfaced asphaltic built-up roof; smooth- or granule-surfaced SBS modified bitumen or granule-surfaced APP modified bitumen	(Optional) Min. 0.5-inch EnergyGuard Polyiso Insulation, EnergyGuard Ultra	LRF-XF	Min. 1.5-inch Ultra HD Composite Insulation	LRF-XF	TPOFB-LM1, TPOFB-LM2, TPOFB-LO1 or TPOFB-LO2 (4-inch o.c.)	-180.0
R-365.	Existing smooth- or granule-surfaced asphaltic built-up roof; smooth- or granule-surfaced SBS modified bitumen or granule-surfaced APP modified bitumen	(Optional) Min. 0.5-inch EnergyGuard Polyiso Insulation, EnergyGuard Ultra or EnergyGuard RH	LRF-XF	Optional additional layers base insulation followed by min. 0.25-inch DensDeck Prime or SECUROCK Gypsum-Fiber Roof Board	LRF-XF	TPOFB-LM1, TPOFB-LM2, TPOFB-LO1 or TPOFB-LO2 (4-inch o.c.)	-180.0
R-366.	Existing smooth- or granule-surfaced asphaltic built-up roof; smooth- or granule-surfaced SBS modified bitumen or granule-surfaced APP modified bitumen	(Optional) Min. 0.5-inch EnergyGuard Polyiso Insulation, EnergyGuard Ultra or EnergyGuard RH	LRF-XF	Optional additional layers base insulation followed by min. 0.25-inch DEXcell FA Glass Mat Roof Board	LRF-XF	TPOFB-LM1 or TPOFB-LM2 (4-inch o.c.)	-180.0
R-367.	Existing smooth- or granule-surfaced asphaltic built-up roof; smooth- or granule-surfaced SBS modified bitumen or granule-surfaced APP modified bitumen	(Optional) Min. 1-inch EnergyGuard RA, EnergyGuard RH, EnergyGuard RN	OB500	Min. 1.5-inch EnergyGuard RA or EnergyGuard RN	OB500	TPOFB-LM1, TPOFB-LM2, TPOFB-LO1 or TPOFB-LO2 (12-inch o.c.)	-45.0
R-368.	Existing smooth- or granule-surfaced asphaltic built-up roof; smooth- or granule-surfaced SBS modified bitumen or granule-surfaced APP modified bitumen	(Optional) Min. 1-inch EnergyGuard RA, EnergyGuard RH, EnergyGuard RN	OB500	Min. 1.5-inch EnergyGuard RH	OB500	TPOFB-LO1 or TPOFB-LO2 (12-inch o.c.)	-45.0
R-369.	Existing smooth- or granule-surfaced asphaltic built-up roof; smooth- or granule-surfaced SBS modified bitumen or granule-surfaced APP modified bitumen	Min. 0.5-inch EnergyGuard Polyiso Insulation, EnergyGuard Ultra	OB500	None	N/A	TPOFB-LM1, TPOFB-LM2, TPOFB-LO1 or TPOFB-LO2 (12-inch o.c.)	-60.0

TABLE 7A: RECOVER APPLICATIONS
SYSTEM TYPE A-1: BONDED INSULATION, BONDED ROOF COVER*

^A The reported MDP documents the allowable maximum design pressure of the new insulation, coverboard and roof cover when adhered to the substrate, irrespective of the deck type (See Note 1) or performance of the substrate (See Note 12). The deck and substrate shall be capable of resisting the project design pressure requirements, not to exceed the noted MDP, to the satisfaction of the Authority Having Jurisdiction

System No.	Substrate (Note 1 and Note 12)	Base Insulation Layer		Top Insulation Layer		Roof Cover (Note 15)	MDP (psf)* ^A
		Type	Attach (Notes 6,7,8)	Type	Attach (Notes 6,7,8)		
R-370.	Existing smooth- or granule-surfaced asphaltic built-up roof; smooth- or granule surfaced SBS modified bitumen or gravel-surfaced asphaltic built-up roof, brushed / spudded and vacuumed to remove loose gravel	Min. 1.5-inch EnergyGuard Polyiso Insulation	OB500	(Optional) Additional layer of base insulation	OB500	TPOFB-LM1, TPOFB-LM2, TPOFB-LO1 or TPOFB-LO2 (12-inch o.c.)	-60.0
R-371.	Existing smooth- or granule-surfaced asphaltic built-up roof or smooth- or granule-surfaced modified bitumen	(Optional) Min. 0.5-inch EnergyGuard Polyiso Insulation, EnergyGuard Ultra	OB500	Min. 1.5-inch EnergyGuard Polyiso-HD Composite Insulation or Ultra HD Composite Insulation	OB500	TPOFB-LM1, TPOFB-LM2, TPOFB-LO1 or TPOFB-LO2 (12-inch o.c.)	-60.0
R-372.	Existing gravel-surfaced asphaltic built-up roof, brushed / spudded and vacuumed to remove loose gravel	(Optional) Min. 1.5-inch EnergyGuard Polyiso Insulation, EnergyGuard Ultra	OB500	Min. 1.5-inch EnergyGuard Polyiso-HD Composite Insulation or Ultra HD Composite Insulation	OB500	TPOFB-LM1, TPOFB-LM2, TPOFB-LO1 or TPOFB-LO2 (12-inch o.c.)	-60.0
R-373.	Existing smooth- or granule-surfaced asphaltic built-up roof; smooth- or granule-surfaced SBS modified bitumen or granule-surfaced APP modified bitumen	(Optional) Min. 0.5-inch EnergyGuard Polyiso Insulation, EnergyGuard Ultra or min. 1-inch EnergyGuard RA, EnergyGuard RH, EnergyGuard RN	OB500	Min. 0.25-inch DensDeck Prime	OB500	TPOFB-LO1 or TPOFB-LO2 (12-inch o.c.)	-45.0
R-374.	Existing smooth- or granule-surfaced asphaltic built-up roof; smooth- or granule-surfaced SBS modified bitumen or granule-surfaced APP modified bitumen	(Optional) Min. 0.5-inch EnergyGuard Polyiso Insulation, EnergyGuard Ultra or min. 1-inch EnergyGuard RA, EnergyGuard RH, EnergyGuard RN	OB500	Min. 0.25-inch SECUROCK Gypsum-Fiber Roof Board	OB500	TPOFB-LM1, TPOFB-LM2, TPOFB-LO1 or TPOFB-LO2 (12-inch o.c.)	-45.0
R-375.	Existing smooth- or granule-surfaced asphaltic built-up roof; smooth- or granule-surfaced SBS modified bitumen or granule-surfaced APP modified bitumen	(Optional) Min. 0.5-inch EnergyGuard Polyiso Insulation, EnergyGuard Ultra or min. 1-inch EnergyGuard RA, EnergyGuard RH, EnergyGuard RN	OB500	Min. 0.25-inch DEXcell FA Glass Mat Roof Board	OB500	TPOFB-LM1 or TPOFB-LM2 (12-inch o.c.)	-45.0
R-376.	Existing smooth- or granule-surfaced asphaltic built-up roof; smooth- or granule-surfaced SBS modified bitumen or granule-surfaced APP modified bitumen	(Optional) Min. 0.5-inch EnergyGuard Polyiso Insulation, EnergyGuard Ultra	OB500	Min. 1.5-inch EnergyGuard Polyiso-HD Composite Insulation	OB500	TPOFB-LM1, TPOFB-LM2, TPOFB-LO1 or TPOFB-LO2 (4-inch o.c.)	-165.0
R-377.	Existing smooth- or granule-surfaced asphaltic built-up roof; smooth- or granule-surfaced SBS modified bitumen or granule-surfaced APP modified bitumen	(Optional) Min. 0.5-inch EnergyGuard Polyiso Insulation, EnergyGuard Ultra	OB500	Min. 1.5-inch Ultra HD Composite Insulation	OB500	TPOFB-LM1, TPOFB-LM2, TPOFB-LO1 or TPOFB-LO2 (4-inch o.c.)	-180.0
R-378.	Existing smooth- or granule-surfaced asphaltic built-up roof; smooth- or granule-surfaced SBS modified bitumen or granule-surfaced APP modified bitumen	(Optional) Min. 0.5-inch EnergyGuard Polyiso Insulation, EnergyGuard Ultra Polyiso Insulation, EnergyGuard RH or EnergyGuard RN	OB500	Optional additional layers base insulation followed by min. 0.25-inch DensDeck Prime or SECUROCK Gypsum-Fiber Roof Board	OB500	TPOFB-LM1, TPOFB-LM2, TPOFB-LO1 or TPOFB-LO2 (4-inch o.c.)	-180.0
R-379.	Existing smooth- or granule-surfaced asphaltic built-up roof; smooth- or granule-surfaced SBS modified bitumen or granule-surfaced APP modified bitumen	(Optional) Min. 0.5-inch EnergyGuard Polyiso Insulation, EnergyGuard Ultra Polyiso Insulation, EnergyGuard RH or EnergyGuard RN	OB500	Optional additional layers base insulation followed by min. 0.25-inch DEXcell FA Glass Mat Roof Board	OB500	TPOFB-LM1 or TPOFB-LM2 (4-inch o.c.)	-180.0

EVERGUARD TPO FLEECE-BACK MEMBRANE OR EVERGUARD TPO FLEECE-BACK MEMBRANE 100, 115 OR 135 IN SPATTER-APPLIED ADHESIVE:

TABLE 7A: RECOVER APPLICATIONS
SYSTEM TYPE A-1: BONDED INSULATION, BONDED ROOF COVER*

^A The reported MDP documents the allowable maximum design pressure of the new insulation, coverboard and roof cover when adhered to the substrate, irrespective of the deck type (See Note 1) or performance of the substrate (See Note 12). The deck and substrate shall be capable of resisting the project design pressure requirements, not to exceed the noted MDP, to the satisfaction of the Authority Having Jurisdiction

System No.	Substrate (Note 1 and Note 12)	Base Insulation Layer		Top Insulation Layer		Roof Cover (Note 15)	MDP (psf)* ^A
		Type	Attach (Notes 6,7,8)	Type	Attach (Notes 6,7,8)		
R-380.	Existing smooth- or granule-surfaced asphaltic built-up roof or smooth- or granule-surfaced modified bitumen	Min. 1-inch EnergyGuard Polyiso Insulation, EnergyGuard Ultra	LRF-M	None	N/A	TPOFB-OB1, TPOFB-OB2, TPOFB-XF1 or TPOFB-XF2	-45.0
R-381.	Existing gravel-surfaced asphaltic built-up roof, brushed / spudded and vacuumed to remove loose gravel	Min. 1.5-inch EnergyGuard Polyiso Insulation	LRF-M	(Optional) Additional layer of base insulation	LRF-M	TPOFB-OB1, TPOFB-OB2, TPOFB-XF1 or TPOFB-XF2	-110.0
R-382.	Existing gravel-surfaced asphaltic built-up roof, brushed / spudded and vacuumed to remove loose gravel	Min. 1.5-inch EnergyGuard Polyiso Insulation	LRF-M, 6-inch o.c.	(Optional) Additional layer of base insulation	LRF-M, 6-inch o.c.	TPOFB-OB1, TPOFB-OB2, TPOFB-XF1 or TPOFB-XF2	-157.5
R-383.	Existing gravel-surfaced asphaltic built-up roof, brushed / spudded and vacuumed to remove loose gravel	Min. 1.5-inch EnergyGuard Polyiso Insulation	LRF-M, 4-inch o.c.	(Optional) Additional layer of base insulation	LRF-M, 4-inch o.c.	TPOFB-OB1, TPOFB-OB2, TPOFB-XF1 or TPOFB-XF2	-200.0
R-384.	Existing gravel-surfaced asphaltic built-up roof, brushed / spudded and vacuumed to remove loose gravel	(Optional) Min. 1.5-inch EnergyGuard Polyiso Insulation	LRF-M	Min. 1.5-inch EnergyGuard Polyiso-HD Composite Insulation or Ultra HD Composite Insulation	LRF-M	TPOFB-OB1, TPOFB-OB2, TPOFB-XF1 or TPOFB-XF2	-110.0
R-385.	Existing gravel-surfaced asphaltic built-up roof, brushed / spudded and vacuumed to remove loose gravel	(Optional) Min. 1.5-inch EnergyGuard Polyiso Insulation	LRF-M, 6-inch o.c.	Min. 1.5-inch EnergyGuard Polyiso-HD Composite Insulation or Ultra HD Composite Insulation	LRF-M, 6-inch o.c.	TPOFB-OB1, TPOFB-OB2, TPOFB-XF1 or TPOFB-XF2	-157.5
R-386.	Existing gravel-surfaced asphaltic built-up roof, brushed / spudded and vacuumed to remove loose gravel	(Optional) Min. 1.5-inch EnergyGuard Polyiso Insulation	LRF-M, 4-inch o.c.	Min. 1.5-inch Ultra HD Composite Insulation	LRF-M, 4-inch o.c.	TPOFB-OB1, TPOFB-OB2, TPOFB-XF1 or TPOFB-XF2	-187.5
R-387.	Existing smooth- or granule-surfaced asphaltic built-up roof or smooth- or granule-surfaced SBS or granule-surfaced APP modified bitumen	(Optional) Min. 0.5-inch EnergyGuard Polyiso Insulation, EnergyGuard Ultra	LRF-M	Min. 1.5-inch EnergyGuard Polyiso-HD Composite Insulation	LRF-M	TPOFB-OB1, TPOFB-OB2, TPOFB-XF1 or TPOFB-XF2	-165.0
R-388.	Existing smooth- or granule-surfaced asphaltic built-up roof or smooth- or granule-surfaced SBS or granule-surfaced APP modified bitumen	(Optional) Min. 0.5-inch EnergyGuard Polyiso Insulation, EnergyGuard Ultra	LRF-M	Min. 1.5-inch Ultra HD Composite Insulation	LRF-M	TPOFB-OB1, TPOFB-OB2, TPOFB-XF1 or TPOFB-XF2	-187.5
R-389.	Existing smooth- or granule-surfaced asphaltic built-up roof or smooth- or granule-surfaced modified bitumen	(Optional) Min. 0.5-inch EnergyGuard Polyiso Insulation, EnergyGuard Ultra Polyiso Insulation, EnergyGuard RH or EnergyGuard RN	LRF-M	Optional additional layers base insulation followed by min. 0.25-inch DensDeck Prime, DEXcell FA Glass Mat Roof Board or SECUROCK Gypsum-Fiber Roof Board	LRF-M	TPOFB-OB1, TPOFB-OB2, TPOFB-XF1 or TPOFB-XF2	-180.0
R-390.	Existing smooth- or granule-surface asphalt BUR or SBS modified bitumen or granule-surface APP modified bitumen	(Optional) Min. 1.5-inch EnergyGuard Polyiso Insulation	LRF-M Canister	Min. 1.5-inch EnergyGuard Polyiso-HD Composite Insulation	LRF-M Canister	TPOFB-OB1, TPOFB-OB2, TPOFB-XF1 or TPOFB-XF2	-165.0
R-391.	Existing smooth- or granule-surface asphalt BUR or SBS modified bitumen or granule-surface APP modified bitumen	Min. 1.5-inch EnergyGuard Polyiso Insulation	LRF-M Canister	(Optional) Additional layers base insulation	LRF-M Canister	TPOFB-OB1, TPOFB-OB2, TPOFB-XF1 or TPOFB-XF2	-180.0
R-392.	Existing smooth- or granule-surface asphalt BUR or SBS modified bitumen or granule-surface APP modified bitumen	Min. 1.5-inch EnergyGuard Polyiso Insulation, EnergyGuard RH or EnergyGuard RN	LRF-M Canister	Optional additional layers base insulation followed by min. 0.25-inch DensDeck Prime or SECUROCK Gypsum-Fiber Roof Board	LRF-M Canister	TPOFB-OB1, TPOFB-OB2, TPOFB-XF1 or TPOFB-XF2	-180.0

TABLE 7A: RECOVER APPLICATIONS
SYSTEM TYPE A-1: BONDED INSULATION, BONDED ROOF COVER*

^A The reported MDP documents the allowable maximum design pressure of the new insulation, coverboard and roof cover when adhered to the substrate, irrespective of the deck type (See Note 1) or performance of the substrate (See Note 12). The deck and substrate shall be capable of resisting the project design pressure requirements, not to exceed the noted MDP, to the satisfaction of the Authority Having Jurisdiction

System No.	Substrate (Note 1 and Note 12)	Base Insulation Layer		Top Insulation Layer		Roof Cover (Note 15)	MDP (psf)* ^A
		Type	Attach (Notes 6,7,8)	Type	Attach (Notes 6,7,8)		
R-393.	Existing smooth- or granule-surface asphalt BUR or SBS modified bitumen or granule-surface APP modified bitumen	Min. 0.25-inch DensDeck Prime or SECUROCK Gypsum-Fiber Roof Board	LRF-M Canister	None	N/A	TPOFB-OB1, TPOFB-OB2, TPOFB-XF1 or TPOFB-XF2	-195.0
R-394.	Existing smooth- or granule-surfaced asphaltic built-up roof or smooth- or granule-surfaced modified bitumen	Min. 1-inch EnergyGuard Polyiso Insulation, EnergyGuard Ultra	LRF-XF	None	N/A	TPOFB-OB1, TPOFB-OB2, TPOFB-XF1 or TPOFB-XF2	-45.0
R-395.	Existing gravel-surfaced asphaltic built-up roof, brushed / spudded and vacuumed to remove loose gravel	Min. 1.5-inch EnergyGuard Polyiso Insulation	LRF-XF	(Optional) Additional layer of base insulation	LRF-XF	TPOFB-OB1, TPOFB-OB2, TPOFB-XF1 or TPOFB-XF2	-110.0
R-396.	Existing gravel-surfaced asphaltic built-up roof, brushed / spudded and vacuumed to remove loose gravel	Min. 1.5-inch EnergyGuard Polyiso Insulation	LRF-XF, 6-inch o.c.	(Optional) Additional layer of base insulation	LRF-XF, 6-inch o.c.	TPOFB-OB1, TPOFB-OB2, TPOFB-XF1 or TPOFB-XF2	-157.5
R-397.	Existing smooth- or granule-surfaced asphaltic built-up roof; smooth- or granule-surfaced SBS or APP modified bitumen	Min. 0.5-inch EnergyGuard Polyiso Insulation, EnergyGuard Ultra Polyiso Insulation, EnergyGuard RA or EnergyGuard RH	LRF-XF	(Optional) Additional layers base insulation	LRF-XF	TPOFB-OB1, TPOFB-OB2, TPOFB-XF1 or TPOFB-XF2	-180.0
R-398.	Existing gravel-surfaced asphaltic built-up roof, brushed / spudded and vacuumed to remove loose gravel	Min. 1.5-inch EnergyGuard Polyiso Insulation	LRF-XF, 4-inch o.c.	(Optional) Additional layer of base insulation	LRF-XF, 4-inch o.c.	TPOFB-OB1, TPOFB-OB2, TPOFB-XF1 or TPOFB-XF2	-200.0
R-399.	Existing gravel-surfaced asphaltic built-up roof, brushed / spudded and vacuumed to remove loose gravel	(Optional) Min. 1.5-inch EnergyGuard Polyiso Insulation	LRF-XF	Min. 1.5-inch EnergyGuard Polyiso-HD Composite Insulation or Ultra HD Composite Insulation	LRF-XF	TPOFB-OB1, TPOFB-OB2, TPOFB-XF1 or TPOFB-XF2	-110.0
R-400.	Existing gravel-surfaced asphaltic built-up roof, brushed / spudded and vacuumed to remove loose gravel	(Optional) Min. 1.5-inch EnergyGuard Polyiso Insulation	LRF-XF, 6-inch o.c.	Min. 1.5-inch EnergyGuard Polyiso-HD Composite Insulation or Ultra HD Composite Insulation	LRF-XF, 6-inch o.c.	TPOFB-OB1, TPOFB-OB2, TPOFB-XF1 or TPOFB-XF2	-157.5
R-401.	Existing gravel-surfaced asphaltic built-up roof, brushed / spudded and vacuumed to remove loose gravel	(Optional) Min. 1.5-inch EnergyGuard Polyiso Insulation	LRF-XF, 4-inch o.c.	Min. 1.5-inch Ultra HD Composite Insulation	LRF-XF, 4-inch o.c.	TPOFB-OB1, TPOFB-OB2, TPOFB-XF1 or TPOFB-XF2	-187.5
R-402.	Existing smooth- or granule-surfaced asphaltic built-up roof or smooth- or granule-surfaced SBS or granule-surfaced APP modified bitumen	(Optional) Min. 0.5-inch EnergyGuard Polyiso Insulation, EnergyGuard Ultra	LRF-XF	Min. 1.5-inch EnergyGuard Polyiso-HD Composite Insulation	LRF-XF	TPOFB-OB1, TPOFB-OB2, TPOFB-XF1 or TPOFB-XF2	-165.0
R-403.	Existing smooth- or granule-surfaced asphaltic built-up roof or smooth- or granule-surfaced SBS or granule-surfaced APP modified bitumen	(Optional) Min. 0.5-inch EnergyGuard Polyiso Insulation, EnergyGuard Ultra	LRF-XF	Min. 1.5-inch Ultra HD Composite Insulation	LRF-XF	TPOFB-OB1, TPOFB-OB2, TPOFB-XF1 or TPOFB-XF2	-187.5
R-404.	Existing smooth- or granule-surfaced asphaltic built-up roof; smooth- or granule-surfaced SBS or APP modified bitumen	(Optional) Min. 0.5-inch EnergyGuard Polyiso Insulation, EnergyGuard Ultra Polyiso Insulation, EnergyGuard RA or EnergyGuard RH	LRF-XF	Optional additional layers base insulation followed by min. 0.25-inch DensDeck Prime, DEXcell FA Glass Mat Roof Board or SECUROCK Gypsum-Fiber Roof Board	LRF-XF	TPOFB-OB1, TPOFB-OB2, TPOFB-XF1 or TPOFB-XF2	-180.0
R-405.	Existing smooth- or granule-surfaced asphaltic built-up roof; smooth- or granule-surfaced SBS modified bitumen or granule-surfaced APP modified bitumen	Min. 1-inch EnergyGuard Polyiso Insulation, EnergyGuard Ultra	OB500	None	N/A	TPOFB-OB1, TPOFB-OB2, TPOFB-XF1 or TPOFB-XF2	-45.0

TABLE 7A: RECOVER APPLICATIONS
SYSTEM TYPE A-1: BONDED INSULATION, BONDED ROOF COVER*

^A The reported MDP documents the allowable maximum design pressure of the new insulation, coverboard and roof cover when adhered to the substrate, irrespective of the deck type (See Note 1) or performance of the substrate (See Note 12). The deck and substrate shall be capable of resisting the project design pressure requirements, not to exceed the noted MDP, to the satisfaction of the Authority Having Jurisdiction

System No.	Substrate (Note 1 and Note 12)	Base Insulation Layer		Top Insulation Layer		Roof Cover (Note 15)	MDP (psf)* ^A
		Type	Attach (Notes 6,7,8)	Type	Attach (Notes 6,7,8)		
R-406.	Existing gravel-surfaced asphaltic built-up roof, brushed / spudded and vacuumed to remove loose gravel	Min. 1.5-inch EnergyGuard Polyiso Insulation	OB500	(Optional) Additional layer of base insulation	OB500	TPOFB-OB1, TPOFB-OB2, TPOFB-XF1 or TPOFB-XF2	-110.0
R-407.	Existing gravel-surfaced asphaltic built-up roof, brushed / spudded and vacuumed to remove loose gravel	Min. 1.5-inch EnergyGuard Polyiso Insulation	OB500, 6-inch o.c.	(Optional) Additional layer of base insulation	OB500, 6-inch o.c.	TPOFB-OB1, TPOFB-OB2, TPOFB-XF1 or TPOFB-XF2	-157.5
R-408.	Existing gravel-surfaced asphaltic built-up roof, brushed / spudded and vacuumed to remove loose gravel	Min. 1.5-inch EnergyGuard Polyiso Insulation	OB500, 4-inch o.c.	(Optional) Additional layer of base insulation	OB500, 4-inch o.c.	TPOFB-OB1, TPOFB-OB2, TPOFB-XF1 or TPOFB-XF2	-200.0
R-409.	Existing gravel-surfaced asphaltic built-up roof, brushed / spudded and vacuumed to remove loose gravel	(Optional) Min. 1.5-inch EnergyGuard Polyiso Insulation	OB500	Min. 1.5-inch EnergyGuard Polyiso-HD Composite Insulation or Ultra HD Composite Insulation	OB500	TPOFB-OB1, TPOFB-OB2, TPOFB-XF1 or TPOFB-XF2	-110.0
R-410.	Existing gravel-surfaced asphaltic built-up roof, brushed / spudded and vacuumed to remove loose gravel	(Optional) Min. 1.5-inch EnergyGuard Polyiso Insulation	OB500, 6-inch o.c.	Min. 1.5-inch EnergyGuard Polyiso-HD Composite Insulation or Ultra HD Composite Insulation	OB500, 6-inch o.c.	TPOFB-OB1, TPOFB-OB2, TPOFB-XF1 or TPOFB-XF2	-157.5
R-411.	Existing gravel-surfaced asphaltic built-up roof, brushed / spudded and vacuumed to remove loose gravel	(Optional) Min. 1.5-inch EnergyGuard Polyiso Insulation	OB500, 4-inch o.c.	Min. 1.5-inch Ultra HD Composite Insulation	OB500, 4-inch o.c.	TPOFB-OB1, TPOFB-OB2, TPOFB-XF1 or TPOFB-XF2	-187.5
R-412.	Existing smooth- or granule-surfaced asphaltic built-up roof or smooth- or granule-surfaced SBS or granule-surfaced APP modified bitumen	(Optional) Min. 0.5-inch EnergyGuard Polyiso Insulation, EnergyGuard Ultra	OB500	Min. 1.5-inch EnergyGuard Polyiso-HD Composite Insulation	OB500	TPOFB-OB1, TPOFB-OB2, TPOFB-XF1 or TPOFB-XF2	-165.0
R-413.	Existing smooth- or granule-surfaced asphaltic built-up roof or smooth- or granule-surfaced SBS or granule-surfaced APP modified bitumen	(Optional) Min. 0.5-inch EnergyGuard Polyiso Insulation, EnergyGuard Ultra	OB500	Min. 1.5-inch Ultra HD Composite Insulation	OB500	TPOFB-OB1, TPOFB-OB2, TPOFB-XF1 or TPOFB-XF2	-187.5
R-414.	Existing smooth- or granule-surfaced asphaltic built-up roof; smooth- or granule-surfaced SBS modified bitumen or granule-surfaced APP modified bitumen	(Optional) Min. 0.5-inch EnergyGuard Polyiso Insulation, EnergyGuard Ultra Polyiso Insulation, EnergyGuard RH or EnergyGuard RN	OB500	Optional additional layers base insulation followed by min. 0.25-inch DensDeck Prime, DEXcell FA Glass Mat Roof Board or SECUROCK Gypsum-Fiber Roof Board	OB500	TPOFB-OB1, TPOFB-OB2, TPOFB-XF1 or TPOFB-XF2	-180.0

**TABLE 7B: WOOD OR STEEL - RECOVER
SYSTEM TYPE C-2: INDUCTION WELDED ROOF COVER**

(All areas where the existing metal panels do not lay flush on the underlying purlin shall have a 0.25-inch diameter pilot hole pre-drilled into the panel prior to driving the Purlin Fastener into the purlin.)

System No.	Substrate (Notes 1 & 11)	Insulation Layer	Attachment		Roof Cover (Note 15B)	MDP (psf)
			Fastener (Note 11)	Spacing		
FASTENED TO WOOD TRUSSES:						
R-415.	Existing standing seam or lap seam metal roof covers having nominal No. 2 wood trusses spaced max. 24-inch o.c.	One or more layers, any combination	Drill-Tec #14 (min. 1-inch embedment) and Drill-Tec RhinoBond TPO XHD Plate or Drill-Tec RhinoBond TPO XHD Tread Safe Plate through to wood supports	36-inch o.c. along wood supports, 24-inch o.c.	EverGuard TPO induction welded with RhinoBond Portable Bonding Tool, per manufacturer's published instructions.	-52.5
R-416.	Existing standing seam or lap seam metal roof covers having nominal No. 2 wood trusses spaced max. 24-inch o.c.	One or more layers, any combination	Drill-Tec #14 (min. 1-inch embedment) and Drill-Tec RhinoBond TPO XHD Plate or Drill-Tec RhinoBond TPO XHD Tread Safe Plate through to wood supports	24-inch o.c. along wood supports, 24-inch o.c.	EverGuard TPO induction welded with RhinoBond Portable Bonding Tool, per manufacturer's published instructions.	-75.0
R-417.	Existing standing seam or lap seam metal roof covers having nominal No. 2 wood trusses spaced max. 24-inch o.c.	One or more layers, any combination	Drill-Tec #14 (min. 1-inch embedment) and Drill-Tec RhinoBond TPO XHD Plate or Drill-Tec RhinoBond TPO XHD Tread Safe Plate through to wood supports	18-inch o.c. along wood supports, 24-inch o.c.	EverGuard TPO induction welded with RhinoBond Portable Bonding Tool, per manufacturer's published instructions.	-82.5
FASTENED TO STEEL PURLINS:						
R-418.	Existing standing seam or lap seam metal roof covers having min. 16 gauge (0.0598 inch), 50 ksi or min. 12 gauge (0.105 in.), 36 ksi steel purlins spaced max. 60-inch o.c.	One or more layers, any combination, prelim. attach (Note 5)	Drill-Tec Purlin Fastener or Drill-Tec Hex-Head Purlin Fastener and Drill-Tec RhinoBond TPO XHD Plate are fastened through to purlins	12-inch o.c. along purlins, 60-inch o.c.	EverGuard TPO induction welded with RhinoBond Portable Bonding Tool, per manufacturer's published instructions.	-45.0
R-419.	Existing standing seam or lap seam metal roof covers having min. 16 gauge (0.0598 inch), 50 ksi steel purlins spaced max. 60-inch o.c.	One or more layers, min. 1.5-inch, any combination, prelim. attach (Note 5)	Drill-Tec Hex-Head Purlin Fastener and Drill-Tec RhinoBond TPO XHD Plate	12-inch o.c. along purlins, 60-inch o.c.	EverGuard TPO induction welded with RhinoBond Portable Bonding Tool, per manufacturer's published instructions.	-45.0
R-420.	Existing standing seam or lap seam metal roof covers having min. 16 gauge (0.0598 inch), 50 ksi steel purlins spaced max. 120-inch o.c.	One or more layers, min. 1.5-inch, any combination, prelim. attach (Note 5)	Drill-Tec Hex-Head Purlin Fastener and Drill-Tec RhinoBond TPO XHD Plate	6-inch o.c. along purlins, 120-inch o.c.	EverGuard TPO induction welded with RhinoBond Portable Bonding Tool, per manufacturer's published instructions.	-52.5
R-421.	Existing standing seam or lap seam metal roof covers having min. 16 gauge (0.0598 inch), 50 ksi or min. 12 gauge (0.105 in.), 36 ksi steel purlins spaced max. 72-inch o.c.	One or more layers, any combination, prelim. attach (Note 5)	Drill-Tec Purlin Fastener or Drill-Tec Hex Head Purlin Fastener and Drill-Tec RhinoBond TPO XHD Plate are fastened through to purlins	6-inch o.c. along purlins, 72-inch o.c.	EverGuard TPO induction welded with RhinoBond Portable Bonding Tool, per manufacturer's published instructions.	-67.5
R-422.	Existing standing seam or lap seam metal roof covers having min. 16 gauge (0.0625 inch), 60 ksi steel purlins spaced max. 60-inch o.c.	One or more layers, min. 1-inch, any combination, prelim. attach (Note 5)	Drill-Tec Hex Head Purlin Fastener and Drill-Tec RhinoBond TPO XHD Plate are fastened through to purlins	6-inch o.c. along purlins, 60-inch o.c.	EverGuard TPO induction welded with RhinoBond Portable Bonding Tool, per manufacturer's published instructions.	-90.0
R-423.	Existing standing seam or lap seam metal roof covers having min. 14 gauge (0.0747 inch), 50 ksi or min. 12 gauge (0.105 in.), 36 ksi steel purlins spaced max. 72-inch o.c.	One or more layers, any combination, prelim. attach (Note 5)	Drill-Tec Purlin Fastener or Drill-Tec Hex Head Purlin Fastener and Drill-Tec RhinoBond TPO XHD Plate are fastened through to purlins	6-inch o.c. along purlins, 72-inch o.c.	EverGuard TPO induction welded with RhinoBond Portable Bonding Tool, per manufacturer's published instructions.	-97.5

TABLE 7c: STEEL - RECOVER
SYSTEM TYPE D-1: INSULATED, MECHANICALLY ATTACHED ROOF COVER

(All areas where the existing metal panels do not lay flush on the underlying purlin shall have a 0.25-inch diameter pilot hole pre-drilled into the panel prior to driving the Purlin Fastener into the purlin.)

System No.	Deck (Note 1 & 11)	Insulation		Separator Sheet (Optional)	Roof Cover (Note 15A)			MDP (psf)
		Type	Attach (Note 5)		Membrane	Fastener (Note 11)	Attachment	
R-424.	Existing standing seam or lap seam metal roof covers having min. 16 gauge (0.0598 inch), 50 ksi or min. 12 gauge (0.105 in.), 36 ksi steel purlins spaced max. 120-inch o.c.	One or more layers, any combination	Prelim. attach	EverGuard Polymat Separation Layer (3 oz/yd ²) or Polymat Cushioning Layer (6 oz/yd ²)	EverGuard TPO	Drill-Tec Hex Head Purlin Fastener and Drill-Tec 2 in. Double Barbed XHD Plate, Drill-Tec 2-3/8 in. Barbed XHD Plate, Drill-Tec Eyehook AccuSeam Plate or Drill-Tec #12 Purlin Fastener with Drill-Tec 2.4" Barbed Seam Plate or Drill-Tec 2.4" Scoop Seam Plate	6-inch o.c. in rows spaced max. 120-inch o.c. to engage steel purlin. An 8-inch wide cover strip is heat welded over the stress plates.	-45.0
R-425.	Existing standing seam or lap seam metal roof covers having min. 16 gauge (0.0598 inch), 50 ksi or min. 12 gauge (0.105 in.), 36 ksi steel purlins spaced max. 84-inch o.c.	One or more layers, any combination	Prelim. attach	EverGuard Polymat Separation Layer (3 oz/yd ²) or Polymat Cushioning Layer (6 oz/yd ²)	EverGuard TPO	Drill-Tec Purlin Fastener and Drill-Tec 2 in. Double Barbed XHD Plate, Drill-Tec 2-3/8 in. Barbed XHD Plate, Drill-Tec Eyehook AccuSeam Plate or Eyehook Reel-Fast Plate or Drill-Tec #12 Purlin Fastener with Drill-Tec 2.4" Barbed Seam Plate or Drill-Tec 2.4" Scoop Seam Plate	6-inch o.c. within min. 6-inch wide laps spaced max. 84-inch o.c. to engage steel purlin. Laps sealed with 1.5-inch heat weld.	-52.5
R-426.	Existing standing seam or lap seam metal roof covers having min. 16 gauge (0.0598 inch), 50 ksi or min. 12 gauge (0.105 in.), 36 ksi steel purlins spaced max. 114-inch o.c.	One or more layers, any combination	Prelim. attach	EverGuard Polymat Separation Layer (3 oz/yd ²) or Polymat Cushioning Layer (6 oz/yd ²)	EverGuard TPO	Drill-Tec Hex Head Purlin Fastener and Drill-Tec 2 in. Double Barbed XHD Plate, Drill-Tec 2-3/8 in. Barbed XHD Plate, Drill-Tec Eyehook AccuSeam Plate or Drill-Tec #12 Purlin Fastener with Drill-Tec 2.4" Barbed Seam Plate or Drill-Tec 2.4" Scoop Seam Plate	6-inch o.c. in rows spaced max. 114-inch o.c. to engage steel purlin. An 8-inch wide cover strip is heat welded over the stress plates.	-52.5
R-427.	Existing standing seam or lap seam metal roof covers having min. 14 gauge (0.0747 inch), 50 ksi or min. 12 gauge (0.105 in.), 36 ksi steel purlins spaced max. 84-inch o.c.	One or more layers, any combination	Prelim. attach	EverGuard Polymat Separation Layer (3 oz/yd ²) or Polymat Cushioning Layer (6 oz/yd ²)	EverGuard TPO	Drill-Tec Purlin Fastener and Drill-Tec 2-3/4 in. Barbed SXHD Plate	6-inch o.c. within min. 6-inch wide laps spaced max. 84-inch o.c. to engage steel purlin. Laps sealed with 1.5-inch heat weld.	-60.0

TABLE 7D: RECOVER APPLICATIONS
SYSTEM TYPE F: NON-INSULATED, BONDED ROOF COVER*

^A The reported MDP documents the allowable maximum design pressure of the new roof cover when adhered to the substrate, irrespective of the deck type (See Note 1) or performance of the substrate (See Note 12). The deck and substrate shall be capable of resisting the project design pressure requirements, not to exceed the noted MDP, to the satisfaction of the Authority Having Jurisdiction

System No.	Substrate (Note 1 and Note 12)	Roof Cover (Note 15)	MDP (psf)* ^A
R-428.	Existing fully adhered granule-surfaced asphaltic roof cover, existing fully adhered granule-surfaced SBS modified bitumen or existing fully adhered granule-surfaced APP modified bitumen	TPOFB-LM1, TPOFB-LM2, TPOFB-LO1 or TPOFB-LO2 (12-inch o.c.)	-60.0
R-429.	Existing fully adhered granule-surfaced asphaltic roof cover	TPOFB-LM1 or TPOFB-LM2 (6-inch o.c.)	-67.5
R-430.	Existing fully adhered smooth- or granule-surfaced SBS modified bitumen or existing fully adhered smooth- or granule-surfaced APP modified bitumen	TPOFB-LM1, TPOFB-LM2, TPOFB-LO1 or TPOFB-LO2 (4-inch o.c.)	-337.5
R-431.	Existing fully adhered, granule-surfaced asphaltic roof cover	TPOFB-LO1 or TPOFB-LO2 (4-inch o.c.)	-415.0
R-432.	Existing fully adhered, granule-surfaced asphaltic roof cover	TPOFB-LM1 or TPOFB-LM2 (4-inch o.c.)	-492.5
R-433.	Existing fully adhered, granule-surfaced asphaltic roof cover	TPOFB-OB1, TPOFB-OB2, TPOFB-XF1 or TPOFB-XF2	-120.0
R-434.	Existing fully adhered smooth- or granule-surfaced SBS modified bitumen or existing fully adhered granule-surfaced APP modified bitumen	TPOFB-OB1, TPOFB-OB2, TPOFB-XF1 or TPOFB-XF2	-337.5
R-435.	Existing fully adhered, granule-surfaced asphaltic roof cover	TPOFB-HA1 or TPOFB-HA2	-405.0
R-436.	Existing fully adhered, granule-surfaced modified bitumen roof cover	TPOFB-HA2	-445.0

TABLE 8A: HILTI PART / SUPPORT THICKNESS LIMITATIONS¹

HILTI PART	STEEL SUPPORTING MEMBER THICKNESS (INCH)
X-ENP-19 L15, X-ENP-19 L15MX or X-ENP-19 L15MXR	$t \geq 0.25$
X-HSN 24	$0.125 \leq t \leq 0.375$
S-MD 12-24 x 1-5/8 M HWH5	$0.125 < t \leq 0.25$

For mechanically attached single ply membrane over steel deck, where the membrane-fastener row-spacing is greater than one-half of the deck span, up to maximum 138-inch o.c., the above noted Hilti parts may be used in lieu of the the listed ITW #12 HWH Teks 5 fasteners.

For other applications, refer to Table 8B below.

TABLE 8B: HILTI PART / TYPE B STEEL DECK ATTACHMENT-SPAN LIMITATIONS¹

Limited to fully or partially adhered roof coverings or when the membrane-fastener row-spacing is less than or equal to one-half of the deck span.

HILTI PART	MAX. SPACING (INCH O.C.)	MAX. ALLOWABLE DESIGN PRESSURE (PSF)	MAX. DECK SPAN (INCHES)					
			Min. 22 ga. steel		Min. 20 ga. steel		Min. 18 ga. steel	
			Min. 33 ksi	Min. 80 ksi	Min. 33 ksi	Min. 80 ksi	Min. 33 ksi	Min. 80 ksi
X-ENP-19 L15 X-ENP-19 L15MX X-ENP-19 L15MXR X-HSN 24 or S-MD 12-24 x 1-5/8 M HWH5	12	-45.0	72	72	72	72	72	72
	6	-82.5	72	72	72	72	72	72
	6	-90.0	68	72	72	72	72	72
	6	-97.5	63	72	72	72	72	72
	6	-105.0	59	72	72	72	72	72
	6	-112.5	55	72	67	72	72	72
	6	-120.0	51	72	63	72	72	72
	6	-127.5	48	72	59	72	72	72
	6	-135.0	45	72	56	72	72	72
	6	-142.5	43	72	53	72	72	72
	6	-150.0	41	72	50	72	69	72
	6	-157.5	39	71	48	72	65	72
6	-165.0	37	68	46	72	62	72	

¹ Information is provided as guidance for use at the discretion of the Designer or Record and Authority Having Jurisdiction. Neither NEMO|etc. nor Robert Nieminen, P.E. purport to evaluate Hilti fasteners for compliance with the Florida Building Code.