

Evaluation Report FPA-MPO-G
March 7, 2024

Product Description: MPO-G Center-Pivot Adjustable Blades Wall Louver

Manufacturer: Metallic Products, 7777 Hollister Street, Houston, TX 77040

Statement of Compliance: This report evaluates the above-listed product per the requirements of FAC Product Approval Rule Chapter 61G20-3.005 (4). This product complies with the requirements of the 8th Edition (2023) Florida Building Code for use outside the High Velocity Hurricane Zone. The product testing standards performed are outlined below.


Technical Documentation:

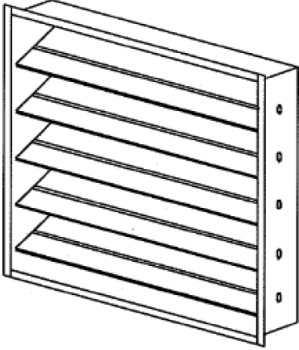
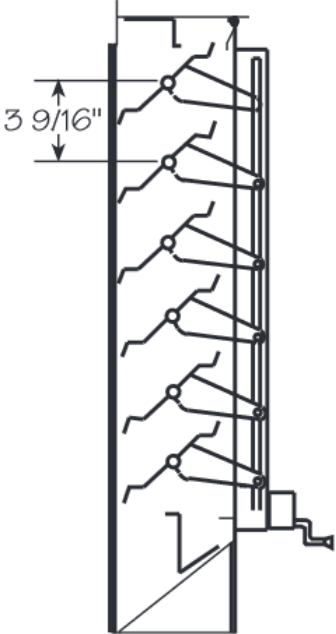
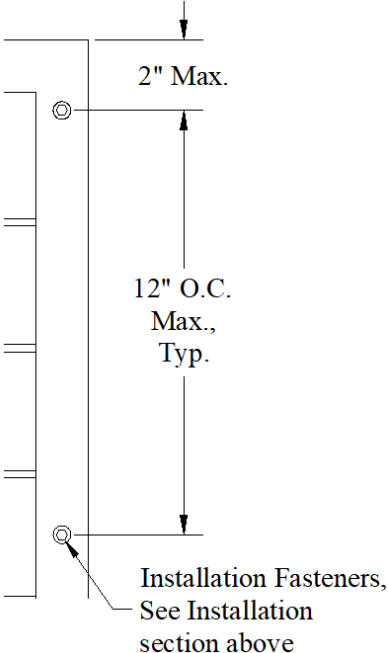
- 1) This report, prepared by Lucas A. Turner, P.E., at 2428 Old Natchez Trc. Trl., Camden, TN
- 2) Test Reports 61244.01-801-44-r1, from ATI/Intertek Southlake, TX, and N3464.06-450-44-r0, from Intertek West Palm Beach, FL, with testing performed with equivalency to: ASTM E 330-14, ASTM E 1886-13a

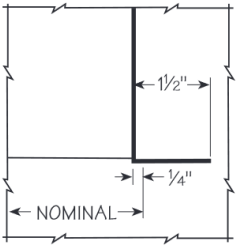
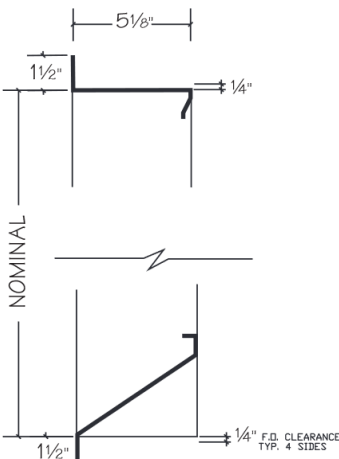
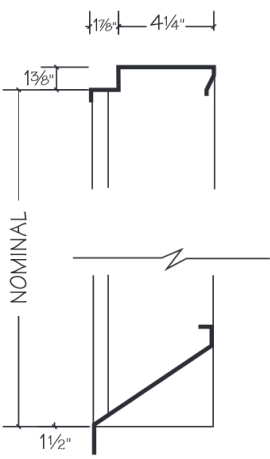
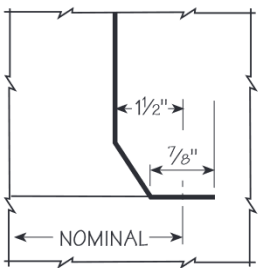
Installation: Units must be installed using 1/4"-14 hex head self-drilling screws with weather seal washer heads, corrosion resistant steel, 3/4" length screws or of sufficient length to provide a min. 1/4" of threads beyond steel support or panel wall thickness. Design of steel support or panel substrates is by others and beyond the scope of this Evaluation. ASD (Allowable Stress Design) Design Pressure Ratings (in psf, derived from tested windloads utilizing 1.5:1 margin of safety) by size and substrate type are as follows:


Adjustable Blade, Flat Flange, R-Panel, 60" Maximum Louver Height							
1/4"-14 screws 2" max. from ends and 12" max. on-center thereafter, full perimeter							
		Substrate (50 ksi min. Steel)					
		14 gauge	16 gauge	18 gauge	20 gauge	22 gauge	24 gauge
Louver Width (in.)	24	170	170	170	170	164	117
	36	170	170	170	143	109	78
	48	170	170	165	107	82	58.5
	60	56.7	56.7	56.7	56.7	56.7	56.7

Note: design pressures for alternate substrate conditions and/or intermediate sizes not included in this chart, are allowed to be Approved through analysis by a qualified Professional Engineer.



Typical Elevation:	Typical Side Section:	Typical Installation:
		

Jamb	Headers/Sills	
<p data-bbox="318 989 542 1024">FLAT FLANGE</p> 	<p data-bbox="721 1528 959 1564">FLAT FLANGE</p> 	<p data-bbox="1105 1528 1393 1564">SELF-FLASHING</p> 
<p data-bbox="370 1318 526 1354">R PANEL</p> 		



Limitations of Use: This product:

- Requires 4-1/2” louver frame constructed from 18 gauge min. 50 ksi min. steel, G-90 Galvanized
- Requires center-pivot adjustable louver blades, 3-9/16” center-to-center, constructed from 20 gauge min. 50 ksi min. steel, G-90 Galvanized
- Is approved for large missile impact resistance rating (Wind Zone 4, missile level D)
- May not be used in the High Velocity Hurricane Zone

Certification of Independence: I do not have, nor do I intend to acquire, nor will I acquire, a financial interest in Metallic Products, or in any company manufacturing or distributing products for which this report is being issued. I do not have, nor do I intend to acquire, nor will I acquire, a financial interest in any other entity involved in the testing or approval process of this product.

