

**Evaluation Report FPA-MP-RidgeVent-Continuous9**  
March 7, 2024

**Product Description:** 9 inch Throat Continuous Ridge Ventilators, Flat or Die-Formed Skirt

**Manufacturer:** Metallic Products, 7777 Hollister Street, Houston, TX 77040


**Statement of Compliance:** This report evaluates the above-listed product per the requirements of FAC Product Approval Rule Chapter 61G20-3.005 (2) (b). This product complies with the requirements of the 8<sup>th</sup> Edition (2023) Florida Building Code for use outside the High Velocity Hurricane Zone. The product testing standards performed are outlined below.

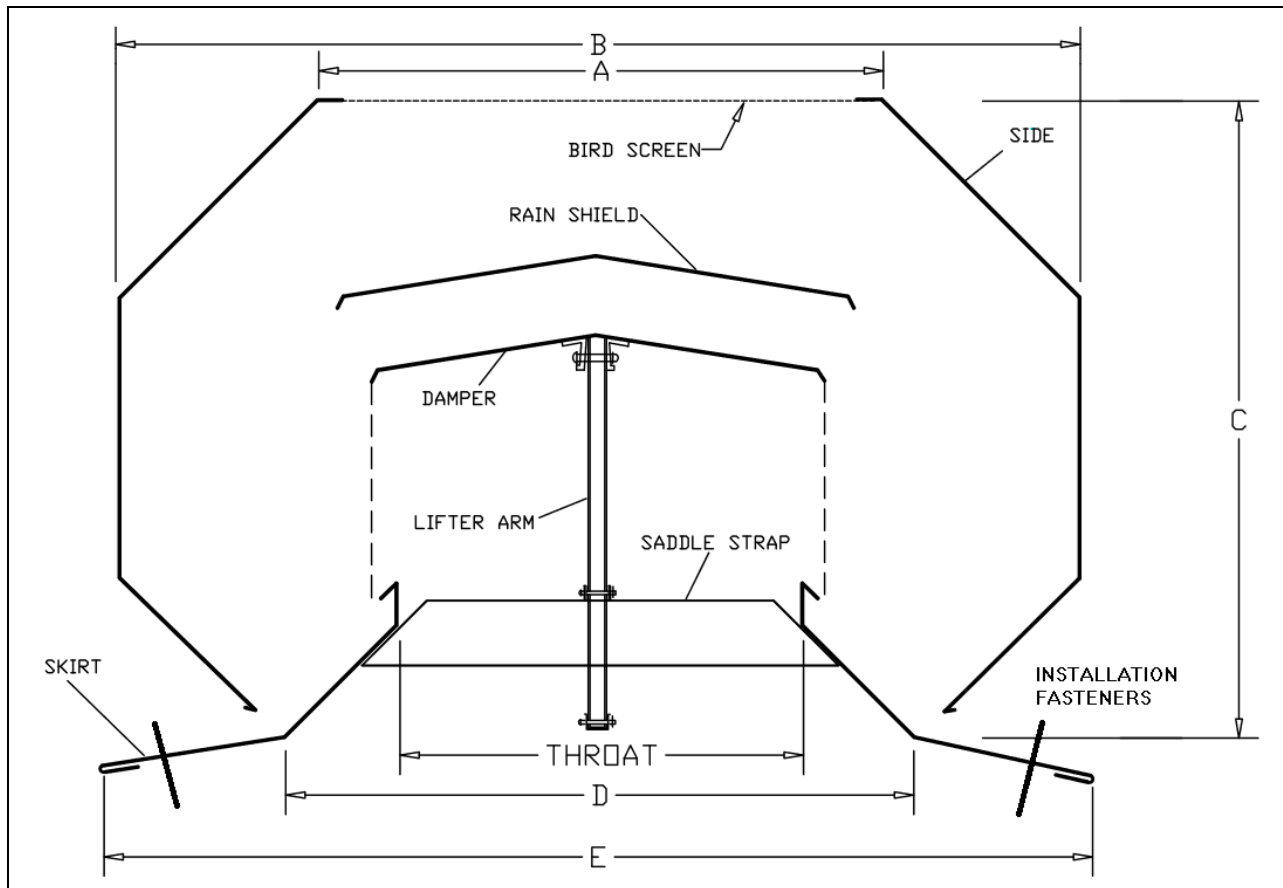
**Technical Documentation:**

- 1) This report, prepared by Lucas A. Turner, P.E., at 2428 Old Natchez Trc. Trl., Camden, TN
- 2) Test Report N3464.01-450-44-r1, from Intertek West Palm Beach, FL, with testing performed with equivalency to: ASTM E 330-14, ASTM E 1886-13a
- 3) Manufacturer’s full installation instructions, online at:  
<https://www.mpvent.com/product/ventilators/continuous/>

**Installation:** Units must be installed through the skirt using #12 min. hex head self-drilling screws with weather seal washer heads, corrosion resistant steel, 1" length screws or of sufficient length to provide a min. 1/4" of threads beyond steel substrate wall thickness or 1” min. embedment into 2x wood framing. Design of steel or wood roof structures and substrates is by others and beyond the scope of this Evaluation. ASD (Allowable Stress Design) Design Pressure Rating (derived from tested windloads utilizing 2:1 margin of safety in compliance with FBC sect. 1504.9) is as follows:

Min. Substrate	Max. Size, Throat Size	Design Pressure Rating	Installation
24 gauge min. 50 ksi min. steel (e.g. purlins, subframing) or 2x Southern Yellow Pine wood (G=0.55) min.	10’ long, 9” Throat	-90 psf	#12 screws 6” max. from ends and 12” max. on-center thereafter






**DIMENSIONS**

THROAT*	A	B	C	D	E
9"	13"	21-1/4"	14-1/2"	16"	28-1/4"

Roof panels must extend to "D" dimension for proper support and drainage.



**Limitations of Use:** This product:

- Requires 26-gauge exterior components, with 24-, 20-, and 18-gauge min. internal components in accordance with Test Report N3464.01-450-44-r1, all components 50 ksi min. steel, G-90 Galvanized
- Is approved for large missile impact resistance rating (Wind Zone 4, missile level D)
- May not be used in the High Velocity Hurricane Zone
- Fire classification is not within the scope of this Evaluation.

**Certification of Independence:** I do not have, nor do I intend to acquire, nor will I acquire, a financial interest in Metallic Products, or in any company manufacturing or distributing products for which this report is being issued. I do not have, nor do I intend to acquire, nor will I acquire, a financial interest in any other entity involved in the testing or approval process of this product.

