

Evaluation Report "Flush Seam" Metal Wall Assembly

Manufacturer:
Berridge Manufacturing Company
1720 Maury Road
Houston, TX 77026
(800) 231-8127

for

Florida Product Approval
FL 14669.1 R5
Florida Building Code 8th Edition (2023)

Method: 1 - D
Category: Structural Components
Sub - Category: Structural Wall

Product: "Flush Seam" Wall Panel
Material: Steel


This item has been digitally signed and sealed by James L. Buckner, P.E., on this date below. Printed copies of this document are not considered signed and sealed, and the signature must be verified on any electronic copies.

Prepared by:

James L. Buckner, P.E., S.E.C.B.
Florida Professional Engineer # 31242
Florida Evaluation ANE ID: 1916
Project Manager: Diana Galloway
Report No. 23-542- FluS-S4G-ER
(Revises 20-227-FluS-S4G-ER, FL14669.1 R4)
Date: 09/26/2023

Contents:

Evaluation Report Pages 1 – 7



James L. Buckner, P.E.
FL31242

Date: 2023.09.26 15:25:27
-04'00

Manufacturer:	Berridge Manufacturing Company 1720 Maury Road Houston, TX 77026 (800) 231-8127 www.berridge.com
Product Name:	"Flush Seam"
Product Category:	Structural Components
Product Sub-Category	Structural Wall
Compliance Method:	State Product Approval Rule 61G20-3.005 (2) (b)
Product/System Description:	"Flush Seam" Wall Panel Steel lapped wall panel fastened into structural Steel Supports.
Product Assembly as Evaluated:	Refer to Page 4 of this report for product assembly components/materials & standards: <ol style="list-style-type: none">1. Wall Panel2. Fasteners
Support:	Type: Steel Supports (Design of steel support and its attachment to support framing is outside the scope of this evaluation.) Description: Material: Steel Thickness: 24 Gauge minimum Yield Strength: 40 ksi minimum Girt/Stud Size: 2" min. flange bearing
Performance:	Wind Resistance: <ul style="list-style-type: none">• Design Pressure: (Refer to "Table A" attachment details herein) Positive: + 156 PSF Negative: - 121 PSF

- Performance Standards:** The product described herein has demonstrated compliance with:
- ASTM E330-14 - Standard Test Method for Structural Performance of Exterior Windows, Doors, Skylights and Curtain Walls by Uniform Static Air Pressure Difference
- Standard Equivalency:** The ASTM E330-02 standard version used to test the evaluated product assembly is equivalent with the prescribed standards in ASTM E330-14 adopted by the Florida Building Code 8th Edition (2023).
- Code Compliance:** The product(s) described herein have demonstrated compliance with the performance standards listed above as referenced in the Florida Building Code 8th Edition (2023).
- Evaluation Report Scope:** This product evaluation is limited to compliance with the structural requirements of the Florida Building Code, as related to the scope section to Florida Product Approval Rule 61G20-3.001.
- Limitations and Conditions of Use:**
- Diaphragm and axial load capacity is outside the scope of this evaluation.
 - Scope of "Limitations and Conditions of Use" for this evaluation:
This evaluation report for "Optional Statewide Approval" contains technical documentation, specifications and installation method(s) which include "Limitations and Conditions of Use" throughout the report in accordance with Rule 61G20-3.005. Per Rule 61G20-3.004, the Florida Building Commission is the authority to approve products under "Optional Statewide Approval".
 - Option for application outside "Limitations and Conditions of Use"
Rule 61G20-3.005(1)(e) allows engineering analysis for "project specific approval by the local authorities having jurisdiction in accordance with the alternate methods and materials authorized in the Code". Any modification of the product as evaluated in this report and approved by the Florida Building Commission is outside the scope of this evaluation and will be the responsibility of others.
 - This report is a building code product evaluation per FLPE rule (FAC) 61G15-36 to comply with Florida product approval rule (FAC) 61G20-3. This evaluation report is part of the Florida Building Commission approval for the listed code related criteria. This report by James Buckner, P.E. and CBUG Engineering is not a design certification of code compliance construction submittal documentation, per FBC section 107, for any individual structure, site specific or permit design.
 - All metal components and fasteners shall be corrosion resistant in accordance with applicable sections of FBC.
 - Design of support system is outside the scope of this report. Support shall be designed by others and shall comply with the FBC Chapters 22 for steel and Chapter 16 for structural loading.
 - Fire Classification is outside the scope of Rule 61G20-3, and is therefore not included in this evaluation.

Quality Assurance: The manufacturer has demonstrated compliance of wall panel products in accordance with the Florida Building Code and Rule 61G20-3.0005 (3) for manufacturing under a quality assurance program audited by an approved quality assurance entity through UL, LLC (FBC Organization #: QUA 9625).

**Components/Materials
(by Manufacturer):**

Wall Panel: Berridge “Flush Seam”
 Material: Steel
 Thickness: 24 gauge (min.)
 Panel Width: 3-7/8” (max.) Coverage
 Rib Height: 1/2”
 Yield Strength: 40 ksi min.
 Steel Grade: 40
 Corrosion Resistance: In compliance with FBC Section 1405.2

Fastener:

Type: Pancake-Head Self-Drilling Screw
 Size : 10 x 1”
 Corrosion Resistance: Per FBC Section 1405.17
 Standard: Approved per FBC Section 1405.17

Installation:

Installation Method:

(Refer to “**TABLE A**” below and drawings at the end of this report.)

- Girt/Support Spacing: **Refer to “TABLE A” Below**
- Fastener spacing: **Refer to “TABLE A” Below**
(along the girt, in the groove of the male leg)
- Panel ribs shall be fully engaged to form an integral interlock.
- Minimum fastener penetration thru support, 3/4”.
(through flange of steel supports)

TABLE “A” ALLOWABLE LOADS		
METHOD 1:		
Design Pressure:	Positive: + 156 PSF	Negative: - 121 PSF
Max. Support Spacing:	24” (2’- 0”)	
Fastener Spacing:	3-7/8”	
Span Condition:	3 or more	
Notes: <ul style="list-style-type: none"> Positive Pressure Inward/Negative Pressure Outward Allowable design pressure(s) for allowable stress design (ASD). Fastener Attachment to Steel Supports May Be Designed By A Qualified Design Professional As Required By The Florida Building Code For Site Specific Projects. Diaphragm and axial load capacity are not included in this evaluation. 		

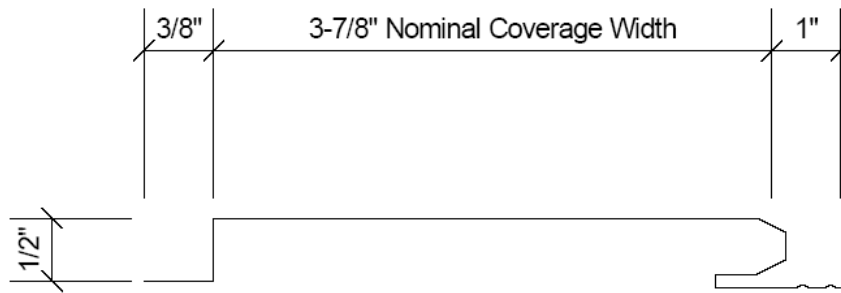
Install the "Flush Seam" wall panel assembly in compliance with the installation method listed in this report and applicable code sections of FBC 8th Edition (2023). The installation method described herein is in accordance with the scope of this evaluation report. Refer to manufacturer's installation instructions as a supplemental guide for attachment.

Referenced Data:

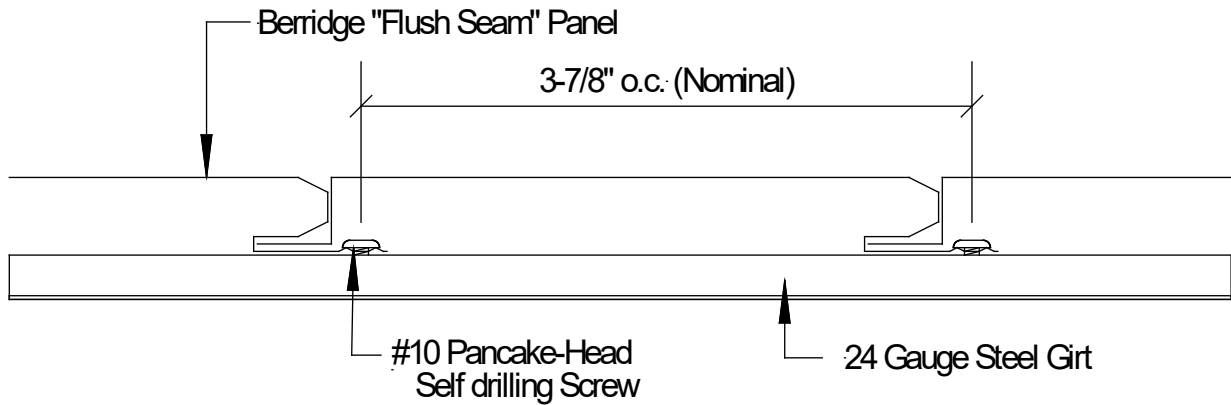
1. ASTM E330-02 Test & Uniform Static Air Pressure portion of TAS 202-94 Test By Hurricane Test Laboratory, LLC (FBC Organization #TST ID:1527)
Report #: 0307-0712-05, Report Date: 12/16/05
2. Quality Assurance
Underwriter's Laboratories, Inc. (FBC Organization #: QUA 1743)
3. Certification of Independence
By James L. Buckner, P.E. @ CBUG Engineering
(FBC Organization # ANE 1916)

**Installation Method
Berridge Manufacturing Company
"Flush Seam" Steel Wall Panel attached to Steel Supports**

Drawings

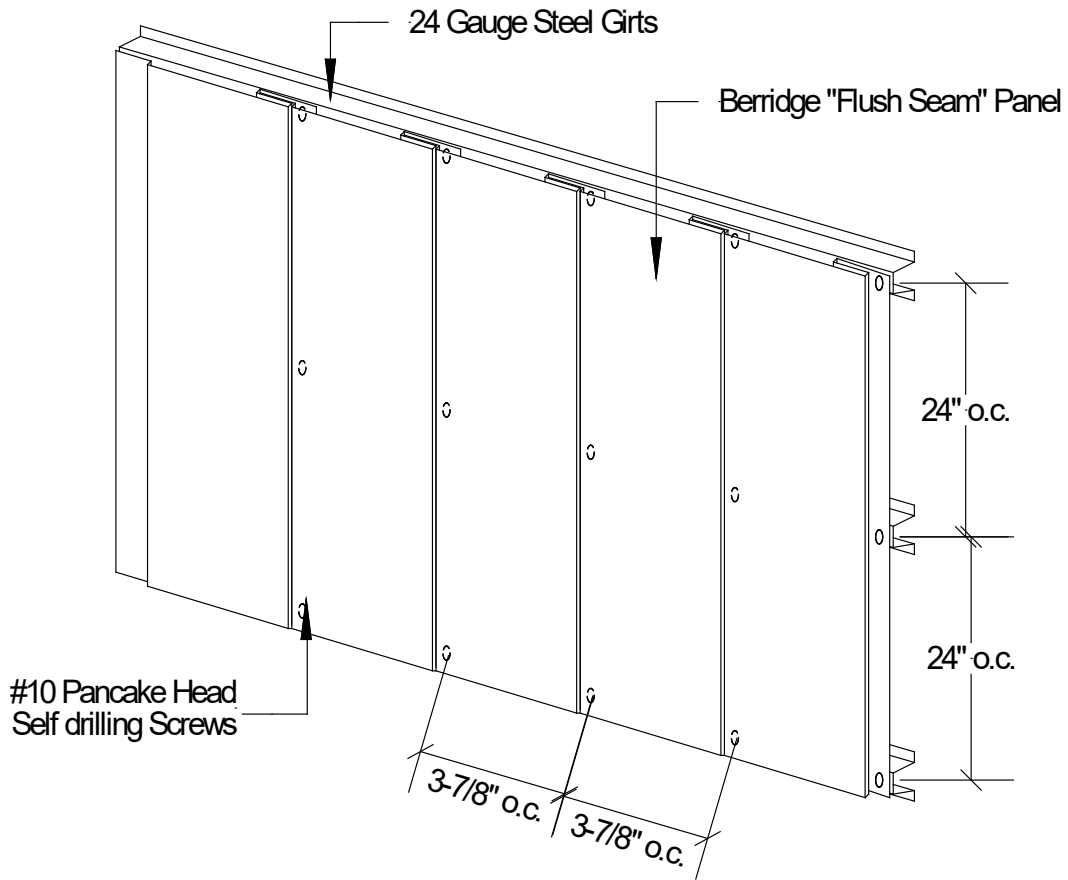


Typical Panel Profile



**Assembly Profile View
Typical Fastening Pattern Across Girts**

**Installation Method
Berridge Manufacturing Company
"Flush Seam" Steel Wall Panel attached to Steel Supports**



**Typical Elevation View
Outside Of Wall Assembly**