



BUILDING DROPS

A Perfect Solution in Every Drop

Certificate of Authorization: 29578

398 East Dania Beach Blvd.
Suite 338
Dania Beach, FL 33004
954.399.8478 PH
954.744.4738 FX
contact@buildingdrops.com

Product Evaluation Report *of*

JELD-WEN, inc.

Custom Collection Aluminum Clad Wood Direct Set Fixed Window

for

Florida Product Approval

Report No. 2865

Current Florida Building Code


Method: 1 – D (Engineering Evaluation)
Category: Windows
Sub – Category: Fixed

Product: *Custom Collection Aluminum Clad Wood
Direct Set Fixed Window*
Material: Wood (Auralast®) w/ Aluminum 6063-T5
cladding
Product Dimensions: 60" x 120" (Maximum)

Prepared For:
JELD-WEN, inc.
3737 Lakeport Blvd.
Klamath Falls, OR 97601

Prepared by:
Hermes F. Norero, P.E.
Florida Professional Engineer # 73778
Date: 04/11/2014
Contents:

Evaluation Report Pages 1 – 4
Installation Details Pages 5



Hermes F. Norero, P.E.
Florida No. 73778



BUILDING DROPS

A Perfect Solution in Every Drop

Certificate of Authorization: 29578

Date: 04/11/2014

Report No: 2865

Manufacturer: JELD-WEN, inc.

Product Category: Windows

Product Sub-Category: Fixed

Compliance Method: State Product Approval Method (1)(d)

Product Name: Custom Collection Aluminum Clad Wood Direct Set Fixed Window
(Impact)
60" x 120" (Maximum)

Scope: This is a Product Evaluation Report issued by Hermes F. Norero, P.E. (FL # 73778) for **JELD-WEN, inc.** based on Method 1d of the State of Florida Product Approval, Florida Department of Business and Professional Regulation - Florida Building Commission.

Hermes F. Norero, P.E. does not have nor will acquire financial interest in the company manufacturing or distributing the product or in any other entity involved in the approval process of the product named herein.

This product has been evaluated for use in locations adhering to the current Florida Building Code.

See Installation Instructions **JW031**, signed and sealed by Hermes F. Norero, P.E. (FL # 73778) for specific use parameters.

Limits of Use:

1. This product has been evaluated and is in compliance with the current Florida Building Code, including the "High Velocity Hurricane Zone" (HVHZ).
2. Product anchors shall be as listed and spaced as shown on details. Anchor embedment into substrate material shall be beyond wall dressing or stucco.
3. When used in areas requiring wind borne debris protection this product complies with Section 1609.1.2 of the current Florida Building Code and does not require an impact resistant covering.
4. Site conditions that deviate from the details of drawing **JW031** require further engineering analysis by a licensed engineer or registered architect.
5. See Installation Instructions **JW031** for size and design pressure limitations.

Hermes F. Norero, P.E.

Florida No. 73778

Page 2 of 5



BUILDING DROPS

A Perfect Solution in Every Drop

Certificate of Authorization: 29578

Date: 04/11/2014

Report No: 2865

Quality Assurance:

The manufacturer has demonstrated compliance of window products in accordance with the Florida Building Code for manufacturing under a quality assurance program audited by an approved quality assurance entity through **Window and Door Manufacturers Association** (FBC Organization #: QUA2515).

Performance Standards:

The product described herein has been tested per:

- TAS 201-94
- TAS 202-94
- TAS 203-94

Referenced Data:

1. Product Testing performed by **National Certified Testing Laboratories, Inc.** (FBC Organization # TST1589)
Report #: NCTL-110-10769-1, Report Date: 11/13/2007
2. Quality Assurance
Window and Door Manufacturers Association
(FBC Organization #: QUA2515)
3. Miami-Dade RER Product Control Section - **NOA**
SentryGlas Interlayer by DuPont



BUILDING DROPS

A Perfect Solution in Every Drop

Certificate of Authorization: 29578

Date: 04/11/2014

Report No: 2865

Installation: 1. Approved anchor types and substrates are as follows:

Through Frame or Anchor Strap Installation:

- A. For two by (2X) wood frame substrate, use **#14 Wood Screw** type wood frame anchors of sufficient length to achieve minimum embedment of 1-1/2" into wood framing.
- B. For concrete or masonry substrate where one by (1X), non-structural, wood bucking is employed, use **1/4" diameter ITW Tapcon** type concrete screw anchors of sufficient length to achieve minimum embedment of 1.25" into concrete or masonry.
- C. For concrete or masonry substrate where wood bucking is NOT employed, use **1/4" diameter ITW Tapcon** type concrete screw anchors of sufficient length to achieve minimum embedment of 1.25" into concrete or masonry.

Nail Fin Installation:

- A. For two by (2X) wood frame substrate, use **#14 Wood Screw** type wood frame anchors of sufficient length to achieve minimum embedment of 1-1/2" into wood framing.

Refer to Installation Instructions (**JW031**) for anchor spacing and more details of the installation requirements.

Design Pressure:

Glass Type	Size	Design Pressure
A & B	48" x 120"	+/- 100 PSF
A & B	60" x 120"	+/- 80 PSF



BUILDING DROPS

A Perfect Solution in Every Drop

Certificate of Authorization: 29578

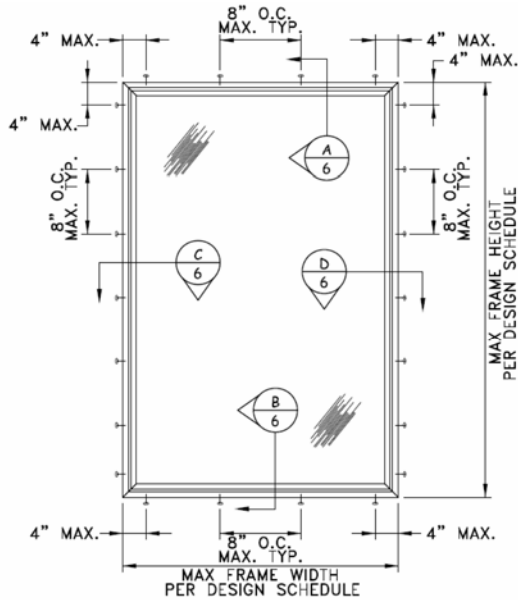
Date: 04/11/2014

Report No: 2865

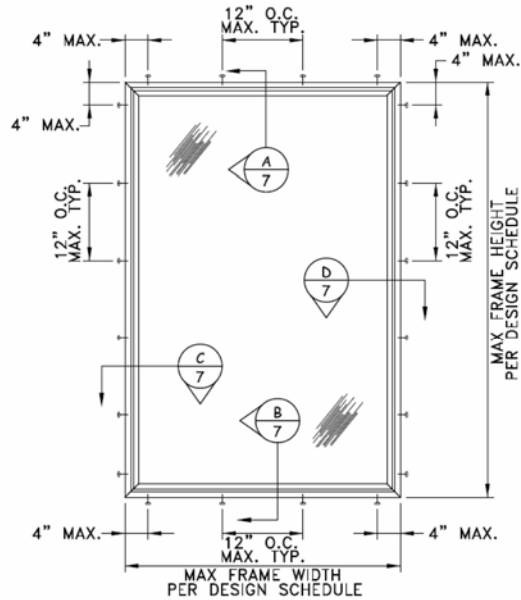
Installation Method

JELD-WEN, inc.

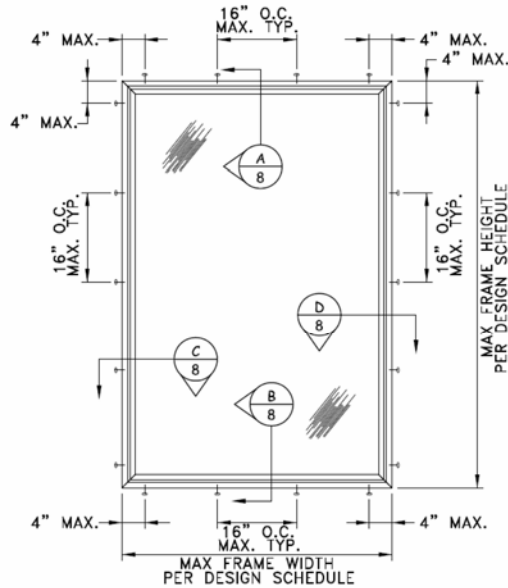
Custom Collection Aluminum Clad Wood Direct Set Fixed Window



1
3 N.T.S. ANCHOR ELEVATION FOR INSTALLATION WITH NAIL FIN EXTERIOR ELEV



2
3 N.T.S. ANCHOR ELEVATION FOR INSTALLATION THROUGH FRAME EXTERIOR ELEV



3
3 N.T.S. ANCHOR ELEVATION FOR INSTALLATION WITH STRAP EXTERIOR ELEV

Hermes F. Norero, P.E.

Florida No. 73778

Page 5 of 5