



# BUILDING DROPS

A Perfect Solution in Every Drop

Certificate of Authorization: 29578

398 East Dania Beach Blvd.

Suite 338

Dania Beach, FL 33004

954.399.8478 PH

954.744.4738 FX

contact@buildingdrops.com

## Product Evaluation Report *of*

**JELD-WEN, inc.**  
**Custom Collection Aluminum Clad Casement Window**

*for*  
**Florida Product Approval**

**Report No. 2861**

**Current Florida Building Code**

**Method:** 1 – D (Engineering Evaluation)  
**Category:** Windows  
**Sub – Category:** Casement


**Product:** *Custom Collection Aluminum Clad Casement Window*  
**Material:** Wood (Auralast®) w/ Aluminum 6063-T5 Frame Cladding & 3031-H15 Roll Formed Aluminum Sash Cladding  
**Product Dimensions:** Max. 36" X 72"

**Prepared For:**  
**JELD-WEN, inc.**  
**3737 Lakeport Blvd.**  
**Klamath Falls, OR. 97601**

**Prepared by:**  
**Hermes F. Norero, P.E.**  
Florida Professional Engineer # 73778  
Date: 04/11/2014

Contents:

Evaluation Report           Pages 1 – 4  
Installation Details       Pages 5 – 6



Hermes F. Norero, P.E.  
Florida No. 73778



# BUILDING DROPS

A Perfect Solution in Every Drop  
Certificate of Authorization: 29578

Date: 04/11/2014  
Report No: 2861

---

**Manufacturer:** JELD-WEN, inc.  
**Product Category:** Windows  
**Product Sub-Category:** Casement  
**Compliance Method:** State Product Approval Method (1)(d)  
**Product Name:** Custom Collection Aluminum Clad Casement Window  
Max. 36" X 72"

**Scope:** This is a Product Evaluation Report issued by Hermes F. Norero, P.E. (FL # 73778) for **JELD-WEN, inc.** based on Method 1d of the State of Florida Product Approval, Florida Department of Business and Professional Regulation - Florida Building Commission.

Hermes F. Norero, P.E. does not have nor will acquire financial interest in the company manufacturing or distributing the product or in any other entity involved in the approval process of the product named herein.

This product has been evaluated for use in locations adhering to the current Florida Building Code.

See Installation Instructions **JW027**, signed and sealed by Hermes F. Norero, P.E. (FL # 73778) for specific use parameters.

## Limits of Use:

1. This product has been evaluated and is in compliance with the current Florida Building Code, including the "High Velocity Hurricane Zone" (HVHZ).
2. Product anchors shall be as listed and spaced as shown on details. Anchor embedment into substrate material shall be beyond wall dressing or stucco.
3. When used in areas requiring wind borne debris protection this product complies with Section 1609.1.2 of the current Florida Building Code and does not require an impact resistant covering.
5. Site conditions that deviate from the details of drawing **JW027** require further engineering analysis by a licensed engineer or registered architect.
6. See Installation Instructions **JW027** for size and design pressure limitations.



# BUILDING DROPS

A Perfect Solution in Every Drop

Certificate of Authorization: 29578

Date: 04/11/2014

Report No: 2861

---

## Quality Assurance:

The manufacturer has demonstrated compliance of window products in Accordance with the Florida Building Code for manufacturing under a quality assurance program audited by an approved quality assurance entity through **Window and Door Manufacturers Association**. (FBC Organization # QUA2515)

## Performance Standards:

The product described herein has been tested per:

- TAS 201-94
- TAS 202-94
- TAS 203-94

## Referenced Data:

1. Product Testing performed by **National Certified Testing Laboratories** (FBC Organization # TST1589)  
Report #: NCTL-210-3438-1, Report Date: 06/30/07  
Report #: NCTL-110-10770-1, Report Date: 07/12/07  
Report #: SJW2011-027-TAS, Report Date: 08/22/11
2. Quality Assurance  
**Window and Door Manufacturers Association**  
(FBC Organization #: QUA2515)
3. Miami-Dade RER Product Control Section - **NOA**  
SentryGlas Interlayer by DuPont
4. Miami-Dade RER Product Control Section - **NOA**  
Butacite PVB Interlayer by DuPont

Hermes F. Norero, P.E.

Florida No. 73778

Page 3 of 6



# BUILDING DROPS

A Perfect Solution in Every Drop  
Certificate of Authorization: 29578

Date: 04/11/2014  
Report No: 2861

**Installation:** 1. Approved anchor types and substrates are as follows:

**Through Frame Installation:**

- A. For two by (2X) wood buck substrate, use **#14 Wood Screw** type installation anchors of sufficient length to achieve a minimum embedment of 1.50" into the wood substrate.
- B. For concrete or masonry substrate where one by (1X), non-structural, wood bucking is employed, use **1/4" diameter ITW Tapcon** type concrete screw anchors of sufficient length to achieve minimum embedment of 1.25" into concrete or masonry.
- C. For concrete or masonry substrate where wood bucking is NOT employed, use **1/4" diameter ITW Tapcon** type concrete screw anchors of sufficient length to achieve minimum embedment of 1.25" into concrete or masonry.

**Nail Fin Installation:**

- A. For two by (2X) wood buck substrate, use **#14 Wood Screw** type installation anchors of sufficient length to achieve a minimum embedment of 1.50" into the wood substrate.

**Strap Installation:**

- A. For two by (2X) wood buck substrate, use **#14 Wood Screw** type installation anchors of sufficient length to achieve a minimum embedment of 1.50" into the wood substrate.

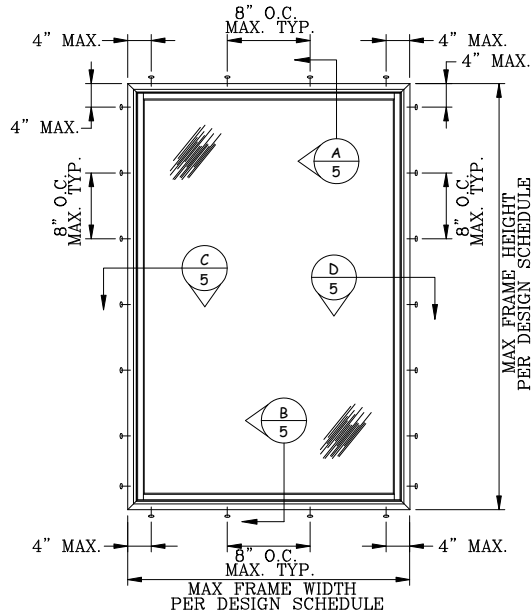
Refer to Installation Instructions (**JW027**) for anchor spacing and more details of the installation requirements.

**Design Pressure:**

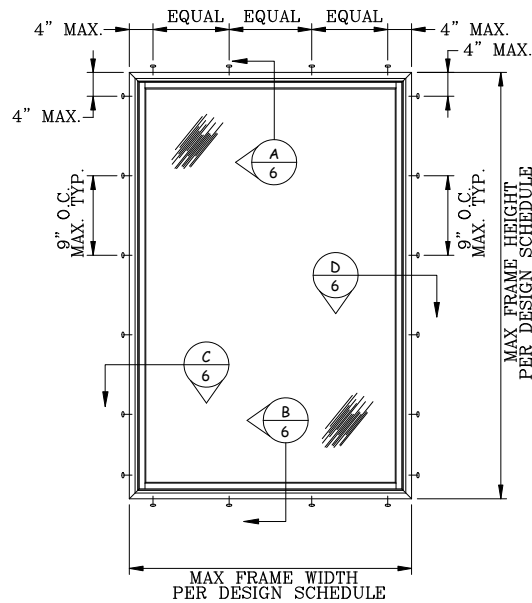
DESIGN SCHEDULE												
FRAME HEIGHT	SASH HEIGHT	DLO HEIGHT	GLAZING TYPE	18"	20"	24"	28"	30"	32"	36"	FRAME WIDTH	
				16 1/8"	18 1/8"	22 1/8"	26 1/8"	28 1/8"	30 1/8"	34 1/8"		SASH WIDTH
				13"	15"	19"	23"	25"	27"	31"		
18"	16"	12 1/2"	A, B, C	+60/-90	+60/-90	+60/-90	+60/-90	+60/-90	+60/-90	+60/-75	MAX. ALLOWABLE DESIGN PRESSURE (PSF)	
			D	+60/-65	+60/-65	+60/-65	+60/-65	+60/-65	+60/-65	+60/-65		
20"	18"	14 1/2"	A, B, C	+60/-90	+60/-90	+60/-90	+60/-90	+60/-90	+60/-90	+60/-75		
			D	+60/-65	+60/-65	+60/-65	+60/-65	+60/-65	+60/-65	+60/-65		
24"	22"	18 1/2"	A, B, C	+60/-90	+60/-90	+60/-90	+60/-90	+60/-90	+60/-90	+60/-75		
			D	+60/-65	+60/-65	+60/-65	+60/-65	+60/-65	+60/-65	+60/-65		
30"	28"	24 1/2"	A, B, C	+60/-90	+60/-90	+60/-90	+60/-90	+60/-90	+60/-90	+60/-75		
			D	+60/-65	+60/-65	+60/-65	+60/-65	+60/-65	+60/-65	+60/-65		
32"	30"	26 1/2"	A, B, C	+60/-90	+60/-90	+60/-90	+60/-90	+60/-90	+60/-90	+60/-75		
			D	+60/-65	+60/-65	+60/-65	+60/-65	+60/-65	+60/-65	+60/-65		
36"	34"	30 1/2"	A, B, C	+60/-90	+60/-90	+60/-90	+60/-90	+60/-90	+60/-90	+60/-75		
			D	+60/-65	+60/-65	+60/-65	+60/-65	+60/-65	+60/-65	+60/-65		
40"	38"	34 1/2"	A, B, C	+60/-90	+60/-90	+60/-90	+60/-90	+60/-90	+60/-90	+60/-75		
			D	+60/-65	+60/-65	+60/-65	+60/-65	+60/-65	+60/-65	+60/-65		
42"	40"	36 1/2"	A, B, C	+60/-90	+60/-90	+60/-90	+60/-90	+60/-90	+60/-90	+60/-75		
			D	+60/-65	+60/-65	+60/-65	+60/-65	+60/-65	+60/-65	+60/-65		
48"	46"	42 1/2"	A, B, C	+60/-90	+60/-90	+60/-90	+60/-90	+60/-90	+60/-90	+60/-75		
			D	+60/-65	+60/-65	+60/-65	+60/-65	+60/-65	+60/-65	+60/-65		
54"	52"	48 1/2"	A, B, C	+60/-90	+60/-90	+60/-90	+60/-90	+60/-90	+60/-90	+60/-75		
			D	+60/-65	+60/-65	+60/-65	+60/-65	+60/-65	+60/-65	+60/-65		
56"	54"	50 1/2"	A, B, C	+60/-75	+60/-75	+60/-75	+60/-75	+60/-75	+60/-75	+60/-75		
			D	+60/-65	+60/-65	+60/-65	+60/-65	+60/-65	+60/-65	+60/-65		
60"	58"	54 1/2"	A, B, C	+60/-75	+60/-75	+60/-75	+60/-75	+60/-75	+60/-75	+60/-75		
			D	+60/-65	+60/-65	+60/-65	+60/-65	+60/-65	+60/-65	+60/-65		
64"	62"	58 1/2"	A, B, C	+60/-75	+60/-75	+60/-75	+60/-75	+60/-75	+60/-75	+60/-75		
			D	+60/-65	+60/-65	+60/-65	+60/-65	+60/-65	+60/-65	+60/-65		
66"	64"	60 1/2"	A, B, C	+60/-75	+60/-75	+60/-75	+60/-75	+60/-75	+60/-75	+60/-75		
			D	+60/-65	+60/-65	+60/-65	+60/-65	+60/-65	+60/-65	+60/-65		
72"	70"	66 1/2"	A, B, C	+60/-75	+60/-75	+60/-75	+60/-75	+60/-75	+60/-75	+60/-75		
			D	+60/-65	+60/-65	+60/-65	+60/-65	+60/-65	+60/-65	+60/-65		



## Installation Method JELD-WEN, inc. Custom Collection Aluminum Clad Casement Window



ANCHOR ELEVATION FOR  
**1** INSTALLATION WITH NAIL FIN  
**2** N.T.S. EXTERIOR ELEV



ANCHOR ELEVATION FOR  
**2** INSTALLATION THROUGH FRAME  
**2** N.T.S. EXTERIOR ELEV

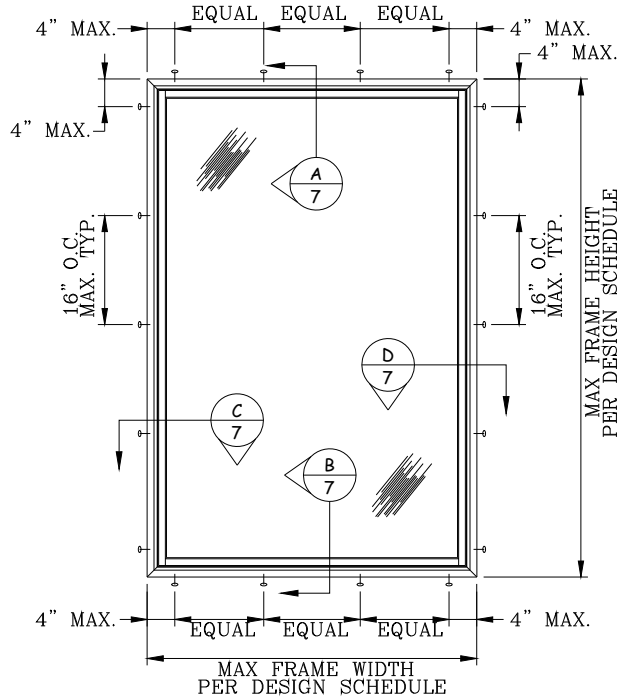


# BUILDING DROPS

A Perfect Solution in Every Drop  
Certificate of Authorization: 29578

Date: 04/11/2014  
Report No: 2861

## Installation Method JELD-WEN, inc. Custom Collection Aluminum Clad Casement Window



**ANCHOR ELEVATION FOR  
INSTALLATION WITH STRAP**

3	N.T.S.	EXTERIOR ELEV
2		