



FL 30339.01-R4


## Q-STRIP 100

26ga 1" nail strip over 15/32" plywood

- Product:** Q-STRIP 100 is a nailstrip, snaplock standing seam panel with nominal rib height of 1" and max panel width of 16". Miniribs and/or striations optional.
- Material:** This product is manufactured from 26ga or thicker steel with yield strength of at least 50ksi, and corrosion resistance per FBC 1507.4.3.
- Fastener:** #10 x 1" low profile style fastener, compliant with FBC 1506.6.
- Substrate/Deck:** Minimum 15/32" thick plywood.
- Underlayment:** Comply with FBC 1507.1.1 where applicable.
- Slope:** Comply with FBC 1507.4.2 where applicable.
- Max. Allowable Loads & Installation Requirements:** Method A: 71 psf | Install fastener in every other hole ( $\pm 10"$  oc).  
Method B: 116 psf | Install fastener in every hole ( $\pm 5"$  oc), with sealant.
- Factor of Safety of 2.0 applied to calculate allowable loads.
- Manufacturer:** Quicken Steel, LLC | 188 Georgia Pacific Dr, Claxton GA 30417 | 912-549-4050 | [www.QuickenSteel.com](http://www.QuickenSteel.com)
- Compliance statement:** This product as described has demonstrated compliance with Florida Building Code 2023, Section 1504.3.2, as required by Rule 61G20-3, method 1D
- Technical Documentation:** This product has been tested to the UL 580 standard by Intertek Testing (TST-1527), report K9550.01-450-44. Report used with permission

**Evaluated By:** David Eng, PE  
Timberlake Cove, LLC  
1317 Edgewater Dr Ste 2339  
Orlando FL 32804  
PE Lic. No: 81377  
CA Lic. No: 33344  
[www.TimberLakeCove.com](http://www.TimberLakeCove.com)

This item has been digitally signed and sealed by D.E. Eng, PE, on the date indicated. Printed copies of this document are not considered signed and sealed and the signature must be verified on any electronic copies





**Certification of Independence:** David Eng, PE and Timberlake Cove, LLC do not have, nor will acquire a financial interest in any company manufacturing or distributing products under this evaluation. The same entities do not have, nor will acquire, a financial interest in any other entity involved in the approval process of the product.

**Exclusions & Limitations:** Design of deck and roof structure (to include deck attachment) shall be completed by others. Fire classification and shear diaphragm design are outside the scope of this evaluation.

This report is limited to compliance with structural wind load requirements of FBC 1504.3.2, as required by Rule 61G20-3. Neither Timberlake Cove nor the manufacturer shall be responsible for any conclusions, interpretations, or designs made by others based on this evaluation report. This report is limited solely to documenting compliance with Rule 61G20-3, and makes no express or implied warranty regarding performance of this product.

**Design Process:** The load tables in this report provides one prescriptive option for the fastening requirement for the applicable wind loads for roofs within the parameters described. For roofs outside of the listed parameters, design wind loads shall be determined as required by FBC 1609, ASCE 7, or other design code in force, using allowable stress. These load tables are based on ASCE 7-22. Use of these tables assumes that the structure is:

- Enclosed and conforms to wind-borne debris provisions and is a regular shaped building
- Is not subject to across-wind loading, vortex shedding, or instability; nor does it have a site location for which channeling or buffeting warrant consideration

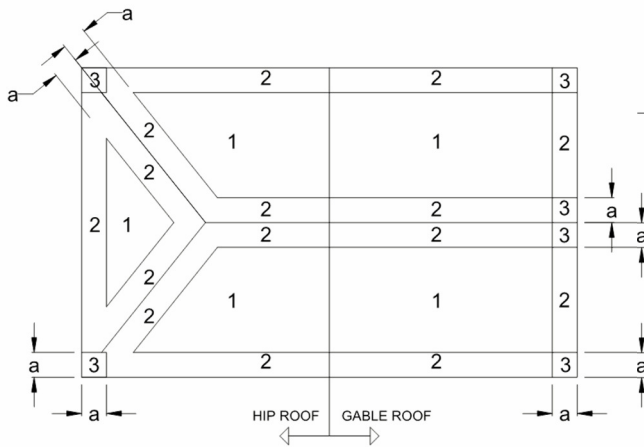
Engineering analysis may be completed by other licensed engineers for project specific approval by local authorities having jurisdiction.

**Load Tables:** These load tables are provided as a courtesy to provide one possible prescriptive option for a generic, typical structure without calculating the design pressures.

For structures outside the parameters of these load tables (e.g. height above 30 feet), calculate the required allowable design pressure and compare to the maximum allowable loads shown on page 2. These load tables shall not be construed to in any way limit the installation of this product to the cases shown.

Contact the manufacturer for further information, or consult a licensed design professional.





a: 10% OF LEAST HORIZONTAL DIMENSION OR 0.4h, WHICHEVER IS SMALLER, BUT NOT LESS THAN EITHER 4% OF LEAST HORIZONTAL DIMENSION OR 3FT (0.9M), OR AS DETERMINED BY DESIGN OR OTHER APPLICABLE CODE.

### ROOF ZONES FOR GENERIC BUILDING

Use this load table for structures which meet the following criteria:

Are located in **Exposure B** area

Have either a **flat roof, or gable/hip roof with max slope of 12:12**

Have a mean Roof Height of **30 feet or less**

**FL30339.01: 26ga Q-STRIP 100 on 15/32" plywood**

Wind	105	110	120	130	140	150	160	170	180	190	200
Zone 1:	A	A	A	A	A	A	A	A	A	B	B
Zone 2:	A	A	A	A	A	A	A	B	B	B	B
Zone 3:	A	A	A	A	A	B	B	B	B	NR	NR

Use this load table for structures which meet the following criteria:

Are located in **Exposure B** area

Have either a **flat roof less than 1.5:12, hip roof with**

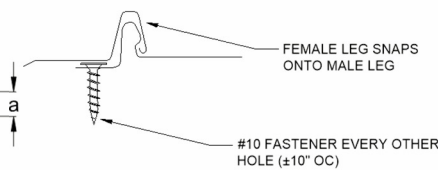
**max slope of 12:12, or gable roof with slope between 4.4:12 and 12:12**

Have a mean Roof Height of **30 feet or less**

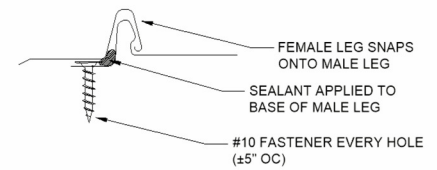
**FL30339.01: 26ga Q-STRIP 100 on 15/32" plywood**

Wind	105	110	120	130	140	150	160	170	180	190	200
Zone 1:	A	A	A	A	A	A	A	A	A	A	B
Zone 2:	A	A	A	A	A	A	A	A	B	B	B
Zone 3:	A	A	A	A	A	B	B	B	B	NR	NR

### METHOD A



### METHOD B



NR: NOT RATED  
CONSULT DESIGN PROFESSIONAL AS  
NEEDED

Use this load table for structures which meet the following criteria:

Are located in **B, C, or D exposure** area

Have either a **flat roof, or gable/hip roof with max slope of 12:12**

Have a mean Roof Height of **30 feet or less**

**FL30339.01: 26ga Q-STRIP 100 on 15/32" plywood**

Wind	105	110	120	130	140	150	160	170	180	190	200
Zone 1:	A	A	A	A	A	B	B	B	B	NR	NR
Zone 2:	A	A	A	B	B	B	B	NR	NR	NR	NR
Zone 3:	A	A	B	B	B	NR	NR	NR	NR	NR	NR

Use this load table for structures which meet the following criteria:

Are located in **B, C, or D exposure** area

Have either a **flat roof less than 1.5:12, hip roof with**

**max slope of 12:12, or gable roof with slope between 4.4:12 and 12:12**

Have a mean Roof Height of **30 feet or less**

**FL30339.01: 26ga Q-STRIP 100 on 15/32" plywood**

Wind	105	110	120	130	140	150	160	170	180	190	200
Zone 1:	A	A	A	A	A	A	B	B	B	B	NR
Zone 2:	A	A	A	A	B	B	B	NR	NR	NR	NR
Zone 3:	A	A	B	B	B	B	NR	NR	NR	NR	NR

